

**Sutherland Campus Utilization Table
Winter 2016**

Winter 2016 - January 11 - April 22, 2016					Standard Post Secondary			Extended Day Mon.-Thurs.		
Building	Room Type	Room	Capacity	Description	8am - 6pm (# of Periods Used)	8am - 6pm (Total # of Periods)	8am - 6pm (% Used)	6pm - 8pm (# of Periods Used)	6pm - 8pm (Total # of Periods)	6pm - 8pm (% Used)
BR	BSEM	A1152	36	SEMINAR ROOM - Biology (244)	40	49	81.63%	0	8	0.00%
BR	BSEM	A1156	36	SEMINAR ROOM - Biology (240)	40	49	81.63%	0	8	0.00%
BR	CLAB	B2101	40	COMPUTER LAB (321)	41	49	83.67%	1	8	12.50%
BR	CLAB	B2121	35	COMPUTER LAB (324)	39	49	79.59%	6	8	75.00%
BR	CLAB	B2131	35	COMPUTER LAB (325)	42	49	85.71%	3	8	37.50%
BR	CLAB	B2309.2	40	COMPUTER LAB (3610A)	36	49	73.47%	0	8	0.00%
BR	CLAB	B2309.3	35	COMPUTER LAB (3610C)	REMOVED	FOR	APPLIED	PROJECT		
BR	CLAS	A1111	90	MULTI-MEDIA CLASSROOM (204)	42	49	85.71%	3	8	37.50%
BR	CLAS	A1123	40	MULTI-MEDIA CLASSROOM (212)	45	49	91.84%	3	8	37.50%
BR	CLAS	A1134	40	MULTI-MEDIA CLASSROOM (237)	46	49	93.88%	1	8	12.50%
BR	CLAS	A1138	40	MULTI-MEDIA CLASSROOM (238)	43	49	87.76%	0	8	0.00%
BR	CLAS	A1146	40	MULTI-MEDIA CLASSROOM (243)	47	49	95.92%	0	8	0.00%
BR	CLAS	A1163	25	MULTI-MEDIA CLASSROOM (236)	42	49	85.71%	3	8	37.50%
BR	CLAS	A2135	45	MULTI-MEDIA CLASSROOM (433)	41	49	83.67%	0	8	0.00%
BR	CLAS	A3112	28	MULTI-MEDIA CLASSROOM (607)	REMOVED	FOR	ELB /	PANAMA		
BR	CLAS	A3120	30	MULTI-MEDIA CLASSROOM (603)	43	49	87.76%	3	8	37.50%
BR	CLAS	A3147	60	MULTI-MEDIA CLASSROOM (613)	43	49	87.76%	2	8	25.00%
BR	CLAS	B3101	50	MULTI-MEDIA CLASSROOM (521)	43	49	87.76%	0	8	0.00%
BR	CLAS	B3102	35	MULTI-MEDIA CLASSROOM (522)	44	49	89.80%	5	8	62.50%
BR	CLAS	B3121	54	MULTI-MEDIA CLASSROOM (536)	45	49	91.84%	0	8	0.00%
BR	CLAS	B3150	52	MULTI-MEDIA CLASSROOM (550)	41	49	83.67%	0	8	0.00%
BR	CLAS	B3151	35	MULTI-MEDIA CLASSROOM (551)	42	49	85.71%	0	8	0.00%
BR	CLAS	B3155	35	MULTI-MEDIA CLASSROOM (553)	41	49	83.67%	2	8	25.00%
BR	CLAS	B3167	40	MULTI-MEDIA CLASSROOM (557)	46	49	93.88%	0	8	0.00%
BR	CLAS	B3171	40	MULTI-MEDIA CLASSROOM (561)	43	49	87.76%	1	8	12.50%
BR	CLAS	B3179	80	MULTI-MEDIA CLASSROOM (567)	45	49	91.84%	2	8	25.00%
BR	LAB	A1120	30	NURSING LAB / MULTI-MEDIA (207)	38	49	77.55%	2	8	25.00%
BR	LAB	A1159	25	PTA/OTA LAB (234)	18	49	36.73%	0	8	0.00%
BR	LAB	A3152	30	FULFORDS - RESTAURANT (632)	DEDICATED	USED AS A	RESTAURANT	& FOR APPLIED	PROJECT	

**Sutherland Campus Utilization Table
Winter 2016**

Winter 2016 - January 11 - April 22, 2016					Standard Post Secondary			Extended Day Mon.-Thurs.		
Building	Room Type	Room	Capacity	Description	8am - 6pm (# of Periods Used)	8am - 6pm (Total # of Periods)	8am - 6pm (% Used)	6pm - 8pm (# of Periods Used)	6pm - 8pm (Total # of Periods)	6pm - 8pm (% Used)
BR	LAB	A3160	30	CHEMISTRY LAB (635)	45	49	91.84%	**6	8	75.00%
BR	LAB	A3168	22	FOOD LAB (652)	42	49	85.71%	*6	8	75.00%
BR	LAB	B2106	30	CICE ROOM (322) - DEDICATED	18	49	36.73%	USED for Meeting	with students as well	
BR	LAB	B2143	35	FORENSICS LAB (327)	12	49	24.49%	0	8	0.00%
BR	LAB	B2181	32	HARDWARE LAB (352)	29	49	59.18%		8	50.00%
BR	LAB	B2181.2	10	APPLIED PROJECTS LAB (352B)	0	49	N/A	N/A	N/A	
BR	LAB	B2299	35	JUSTICE SIM LAB	SIMULATIOON	ROOM	BOOKED	BY	LAW	
BR	LAB	B2309.1	24	COMPUTER LAB (3610B)	34	49	69.39%	0	8	0.00%
BR	LAB	B2315.2	30	CISCO LAB (3611)	35	49	71.43%	1	8	12.50%
BR	LAB	B2315.3	24	CISCO LAB (3611)	14	49	28.57%	1	8	12.50%
BR	LAB	B2319	30	COMPUTER SECURITY LAB-CSI (3615)	20	49	40.82%	1	8	12.50%
BR	LAB	B2329	30	DISPENSING LAB (3617)	43	49	87.76%	1	8	12.50%
BR	LAB	B2341.2	16	ASEPTIC LAB (3618A)	26	49	53.06%	1	8	12.50%
BR	LAB	B3200	30	ENGINEERING COMMONS (was3701C)	20	49	40.82%	2	8	25.00%
BR	LAB	B3200.1	30	INSTRUMENTATION TRAINERS (3701B)	24	49	48.98%	2	8	25.00%
BR	LAB	B3200.3	15	ELECTRONICS - PNEUMATICS (3701F)	37	49	75.51%	3	8	37.50%
BR	LAB	B3200.4	20	LAB VOLT (3701A)	36	49	73.47%	6	8	75.00%
BR	LAB	B3200.6	18	ELECTRONICS (3701H)	35	49	71.43%	1	8	12.50%
BR	LAB	B3200.7	30	PLC - ELECTRONICS (3701E)	33	49	67.35%	3	8	37.50%
BR	LAB	B3302	35	HARDWARE DIGITAL LAB(H&W Ded) (5907)	34	49	69.39%	0	8	0.00%
BR	LAB	C1306	25	ART CONSERVATION LAB (175)	24	49	48.98%	0	8	0.00%
BR	LAB	C2159	40	COURT ROOM / MULTI-MEDIA L&J (380)	36	49	73.47%	0	8	0.00%
BR	LECT	B3100	210	WHETUNG LECTURE THEATRE (519)	27	49	55.10%	0	8	0.00%
BR	LECT	B3250	150	LECTURE THEATRE/E-PRESENTAT (3700)	21	49	42.86%	0	8	0.00%
BR	LECT	C2125	143	LECTURE THEATRE (AV sets up) (374)	27	49	55.10%	0	8	0.00%
BR	MLAB	A2137	24	MASSAGE THERAPY LAB (434)	10	49	24.49%	0	8	0.00%
BR	MLAB	A2167	24	MASSAGE THERAPY LAB/CLINIC (454)	24	49	48.98%	4	8	50.00%
BR	PORT	POR1	40	PARAMEDIC LAB	12	49	24.49%	0	8	0.00%
BR	SEM	A1131	40	MULTI-MEDIA SEMINAR ROOM (232)	46	49	93.88%	2	8	25.00%

**Sutherland Campus Utilization Table
Winter 2016**

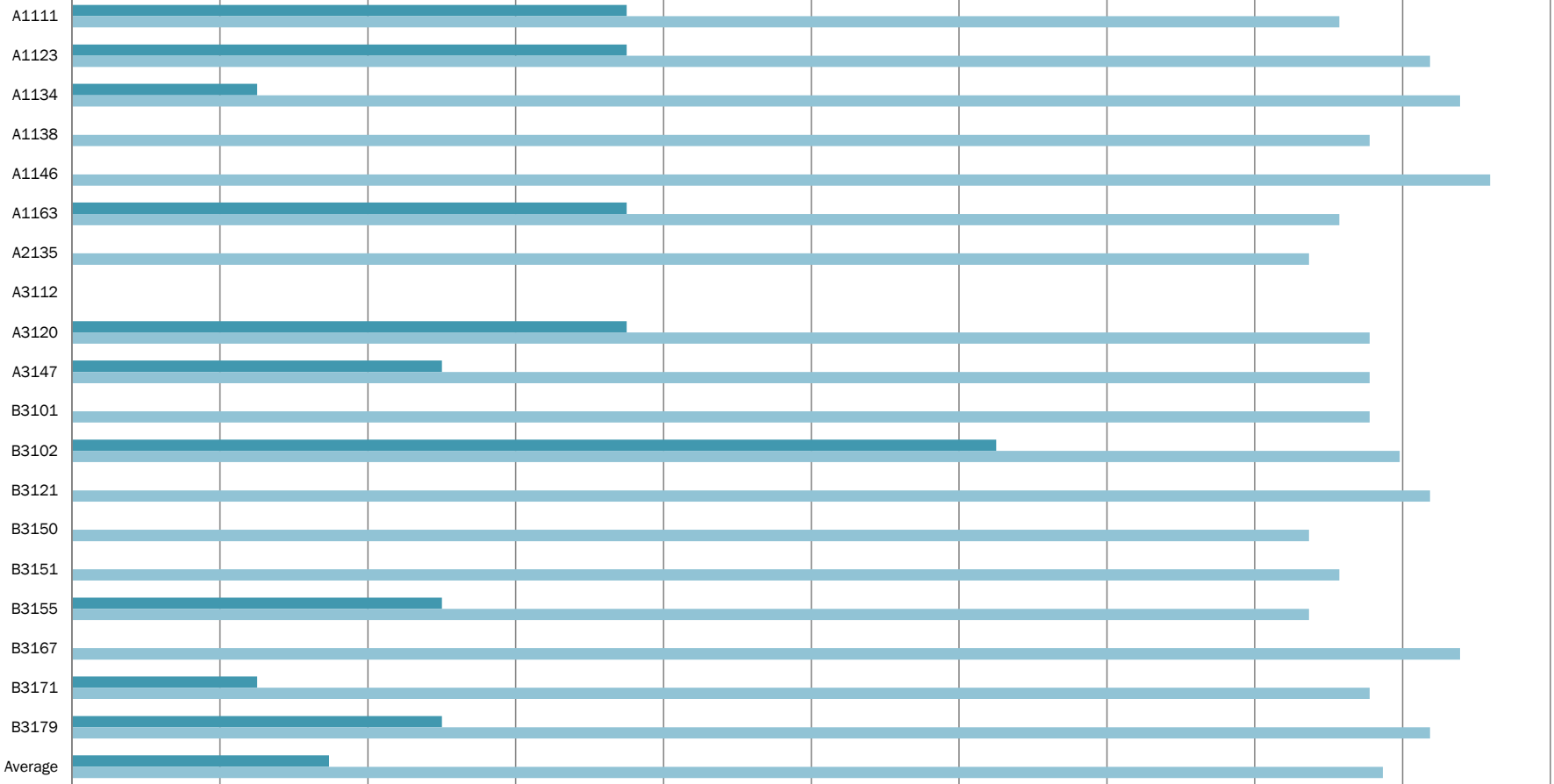
Winter 2016 - January 11 - April 22, 2016					Standard Post Secondary			Extended Day Mon.-Thurs.		
Building	Room Type	Room	Capacity	Description	8am - 6pm (# of Periods Used)	8am - 6pm (Total # of Periods)	8am - 6pm (% Used)	6pm - 8pm (# of Periods Used)	6pm - 8pm (Total # of Periods)	6pm - 8pm (% Used)
BR	SEM	A1142	40	MULTI-MEDIA SEMINAR ROOM (241)	46	49	93.88%	0	8	12.50%
BR	SEM	A2128	50	MULTI-MEDIA SEMINAR ROOM (431)	40	49	81.63%	1	8	12.50%
BR	SEM	A2129	40	MULTI-MEDIA SEMINAR ROOM (432)	41	49	83.67%	1	8	12.50%
BR	SEM	A3151	50	MULTI-MEDIA SEMINAR ROOM (631)	43	49	87.76%	0	8	0.00%
BR	SEM	A3159	60	MULTI-MEDIA SEMINAR ROOM (637)	43	48	87.76%	2	8	25.00%
BR	SEM	C2131	35	MULTI-MEDIA SEMINAR ROOM (377)	45	49	91.84%	4	8	50.00%
BR	SMRT	B3310	40	SMART ROOM / E-PRESENTATION (5909)	45	49	91.84%	0	8	0.00%
BR	SMRT	B3316	40	SMART ROOM / E-PRESENTATION (5915)	39	49	79.60%	0	8	0.00%
BR	SMRT	B3320	40	SMART ROOM / E-PRESENTATION (5919)	40	49	81.83%	0	8	0.00%
WE	GYM	1	30	WELLNESS CENTRE	39	43	90.70%	N/A ONLY AVAIL	8:30 - 5:30 P.M.	

Sutherland Campus Utilization Charts
Winter 2016

Classrooms (CLAS) - Sutherland Campus - Brealey

Percentage (%) Use

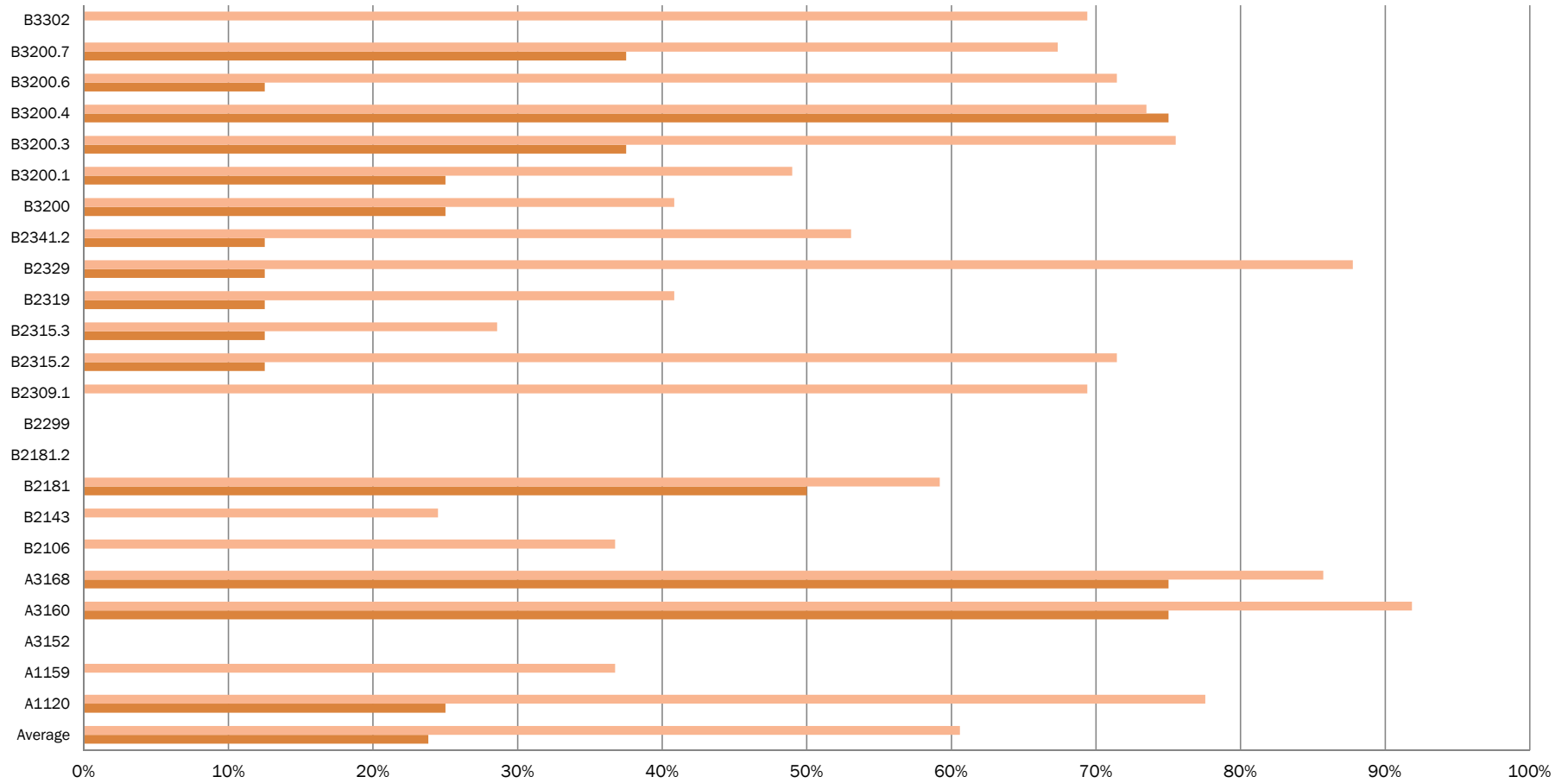
0% 10% 20% 30% 40% 50% 60% 70% 80% 90% 100%



	Average	B3179	B3171	B3167	B3155	B3151	B3150	B3121	B3102	B3101	A3147	A3120	A3112	A2135	A1163	A1146	A1138	A1134	A1123	A1111
6pm - 8pm	17%	25%	13%	0%	25%	0%	0%	0%	63%	0%	25%	38%	0%	0%	38%	0%	0%	13%	38%	38%
8am - 6pm	89%	92%	88%	94%	84%	86%	84%	92%	90%	88%	88%	88%	0%	84%	86%	96%	88%	94%	92%	86%

Sutherland Campus Utilization Charts Winter 2016

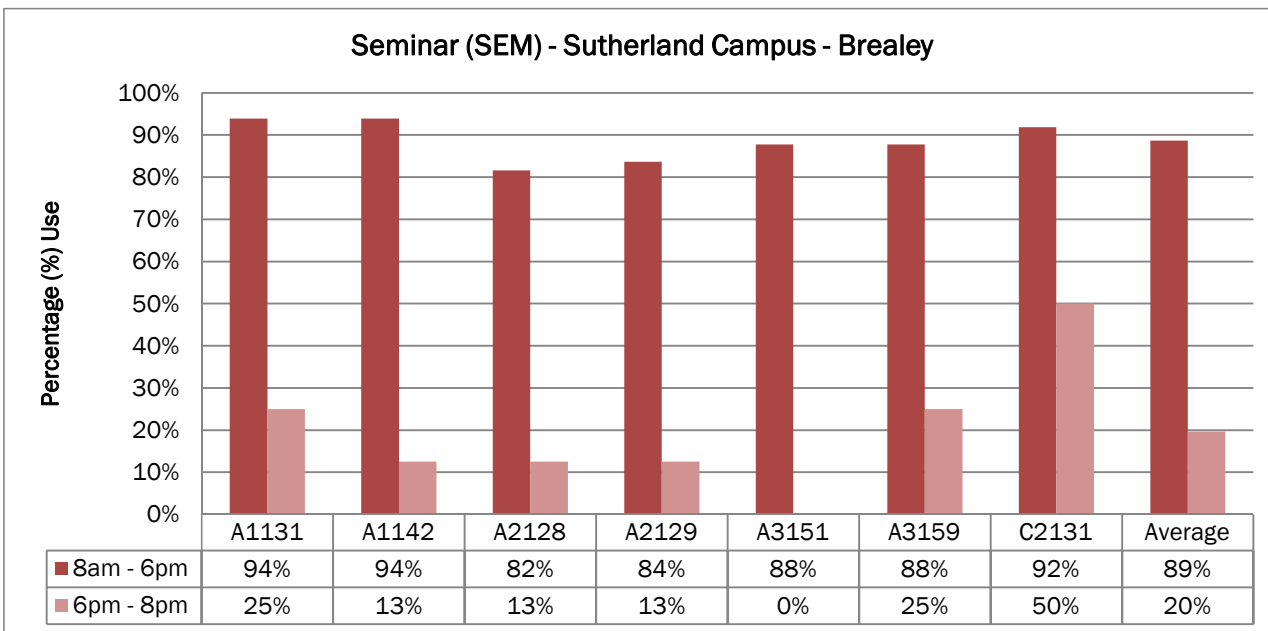
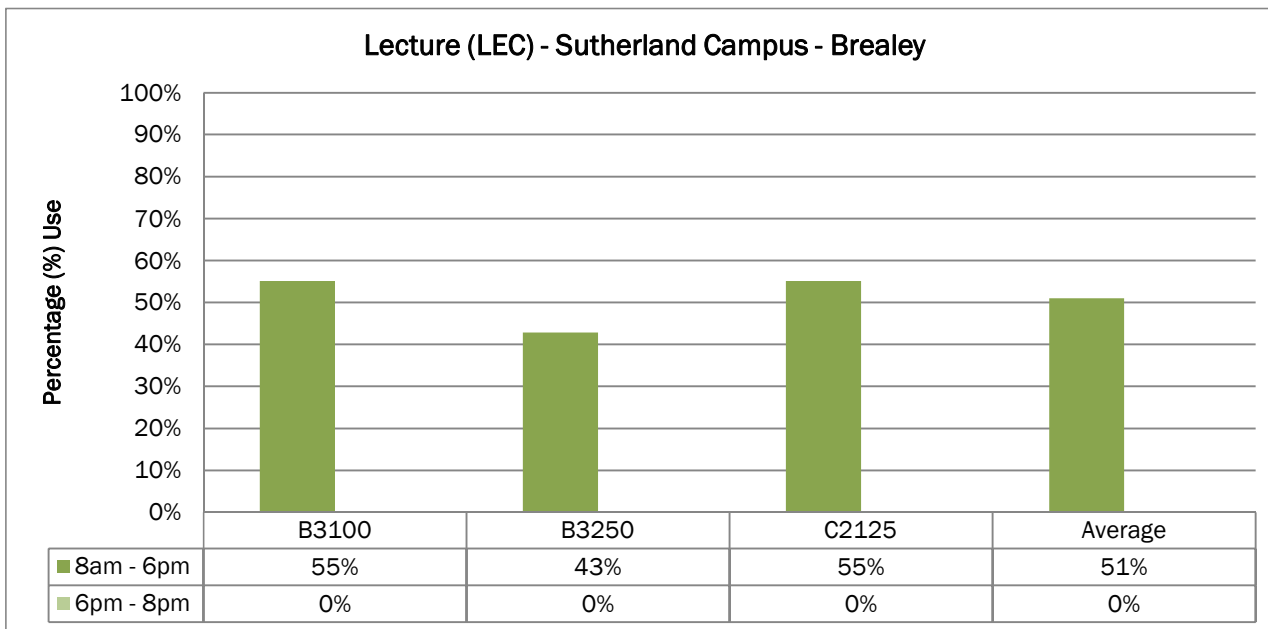
Labs (LAB) - Sutherland Campus - Brealey



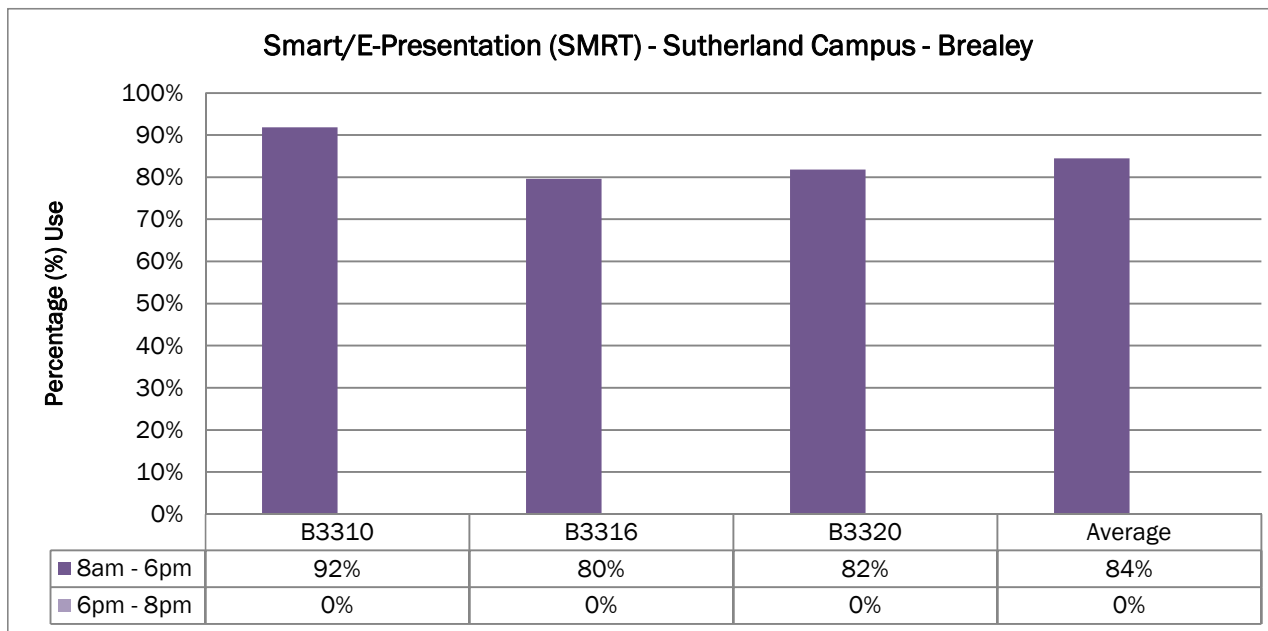
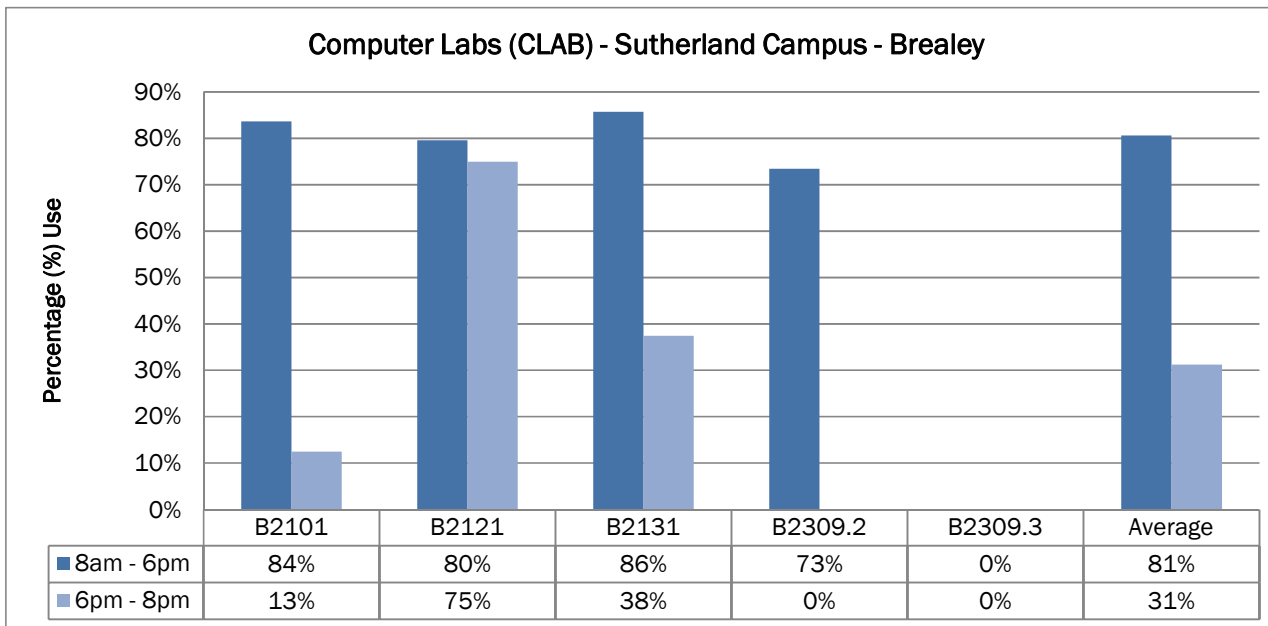
	Average	A1120	A1159	A3152	A3160	A3168	B2106	B2143	B2181	B2181.2	B2299	B2309.1	B2315.2	B2315.3	B2319	B2329	B2341.2	B3200	B3200.1	B3200.3	B3200.4	B3200.6	B3200.7	B3302
8am - 6pm	61%	78%	37%	0%	92%	86%	37%	24%	59%	0%	0%	69%	71%	29%	41%	88%	53%	41%	49%	76%	73%	71%	67%	69%
6pm - 8pm	24%	25%	0%	0%	75%	75%	0%	0%	50%	0%	0%	0%	13%	13%	13%	13%	13%	25%	25%	38%	75%	13%	38%	0%

Percentage (%) Use

**Sutherland Campus Utilization Charts
Winter 2016**



**Sutherland Campus Utilization Charts
Winter 2016**



**Sutherland Campus Utilization Charts
Winter 2016**

