









Course Outline Status Report

Spring 2016 (1165)							
School	Nbr. of outlines completed		Nbr. of courses		% complete		# Outstanding
	07-Oct	17-Oct	07-Oct	17-Oct	07-Oct	17-Oct	
General Arts & Science	45	45	45	45	100.0%	100.0%	0
Health & Wellness	43	43	43	43	100.0%	100.0%	0
Justice & Community Development	91	91	91	91	100.0%	100.0%	0
Business	39	39	39	39	100.0%	100.0%	0
Environmental & NR Sciences	60	60	60	60	100.0%	100.0%	0
Trades & Technology	70	70	72	72	97.2%	97.2%	2
Haliburton/School of The Arts	52	52	52	52	100.0%	100.0%	0
<b>Total</b>	<b>400</b>	<b>400</b>	<b>402</b>	<b>402</b>	<b>99.5%</b>	<b>99.5%</b>	<b>2</b>

Notes:

Accurate as of October 17, 2016 @ 8:28am  
 FC\_OUTLINE\_COG\_STATUS\_REPORT query, PRD environment  
 Removed duplicate semester outlines  
 Removed continuing education courses

# Course Outline Status Report

% Complete change over previous	
 0.0%	0.0%
 0.0%	0.0%
 0.0%	0.0%
 0.0%	0.0%
 0.0%	0.0%
 0.0%	0.0%
 0.0%	0.0%
 <b>0.0%</b>	<b>0.0%</b>