

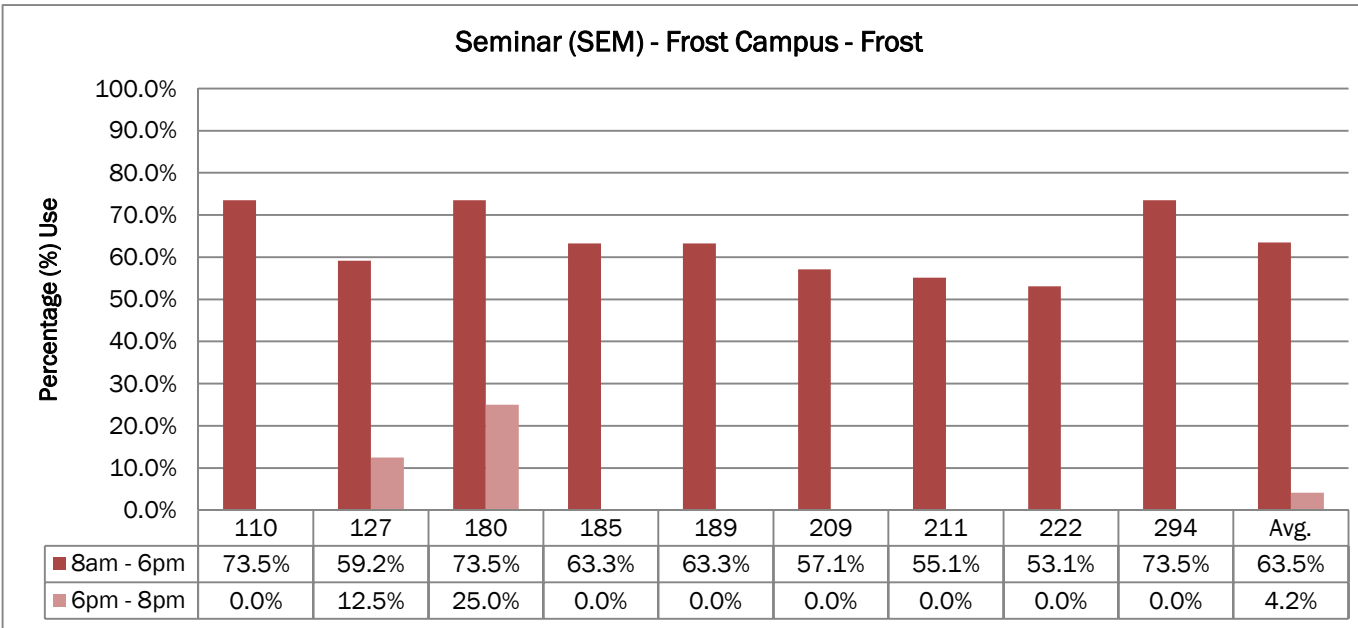
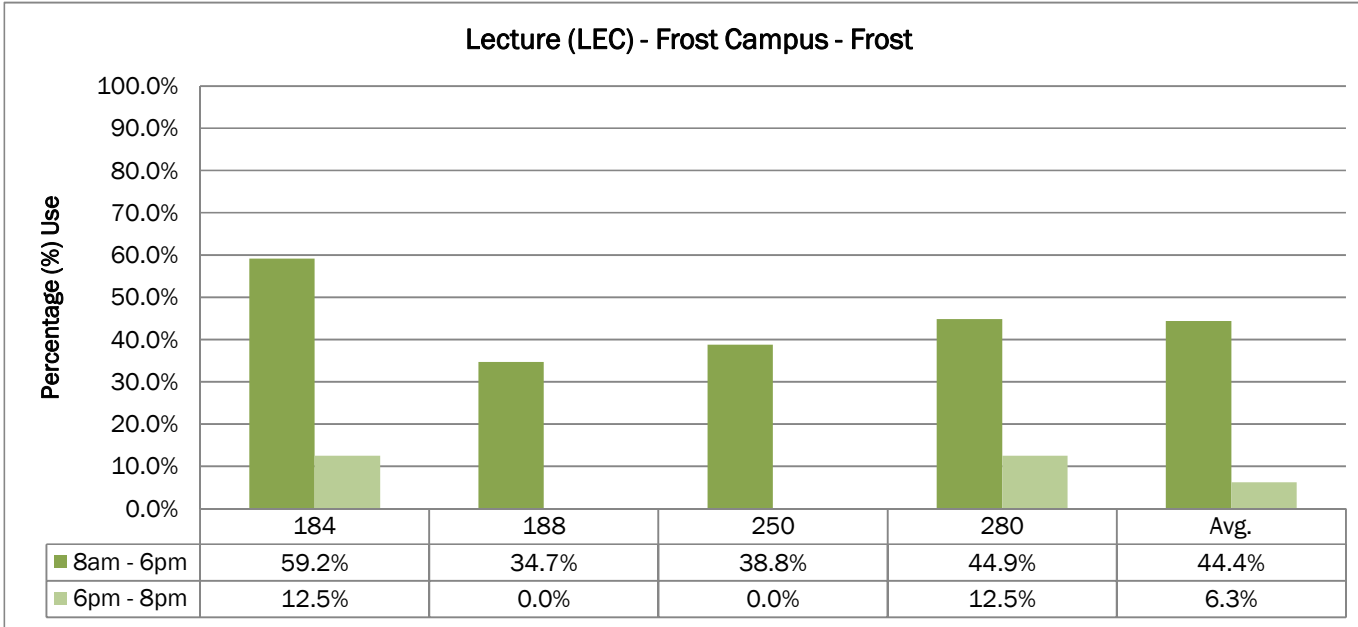
Frost Campus Utilization Table
Fall 2016

Fall 2016 - October 31st - November 4th, 2016						Standard Post Secondary			Extended Post Secondary (Mon-Thurs)		
Building	Pavilion	Room Type	Room	Capacity	Description	8am - 6pm (# of Periods Used)	8am - 6pm (Total # of Periods)	8am - 6pm (% Used)	6pm - 8pm (# of Periods Used)	6pm - 8pm (Total # of Periods)	6pm - 8pm (% Used)
FH	FROST	LAB	FIELD	30	Field House	5	49	10%	1	8	12.50%
FR	FROST	CLAB	103	35	COMPUTER LAB (38)	27	49	55%	0	8	0.00%
FR	FROST	CLAB	104	35	COMPUTER LAB	25	49	51%	0	8	0.00%
FR	FROST	CLAS	109	36	CLASSROOM/SURV/DESKS/CHAIRS	18	49	37%	0	8	0.00%
FR	FROST	ELAB	132	30	ET Dedicated Lab	28	49	57%	4	8	50.00%
FR	FROST	ELAB	134	30	ET / FT Dedicated Lab	3	49	6%	0	8	0.00%
FR	FROST	ELAB	191	30	ET Dedicated Lab	15	49	31%	0	8	0.00%
FR	FROST	FLAB	290	36	DENDROLOGY-fixed, sinks	30	49	61%	0	8	0.00%
FR	FROST	FLAB	291	48	MENS/FORESTRY/CLS-fixed, sink	25	49	51%	0	8	0.00%
FR	FROST	FWLB	158	40	Fish & Wildlife Pathology Lab	18	49	37%	1	8	12.50%
FR	FROST	FWLB	159	40	Fish & Wildlife Pathology Lab	22	49	45%	0	8	0.00%
FR	FROST	GILB	332	35	GIS COMPUTER	34	49	69%	0	8	0.00%
FR	FROST	GILB	333	35	GIS COMPUTER	25	49	51%	2	8	25.00%
FR	FROST	GILB	334	35	GIS COMPUTER	20	49	41%	2	8	25.00%
FR	FROST	GYLB	121	30	GEOL-FIXED LAB BENCHS/STOOL	9	49	18%	0	8	0.00%
FR	FROST	GYLB	122	30	GEOL-FIXED BENCHES-soils-dirty	16	49	33%	0	8	0.00%
FR	FROST	GYLB	126	38	GEOLOGY/FIXED LAB BENCHES/STOOLS	16	49	33%	0	8	0.00%
FR	FROST	LAB	131	20	Hatchery	20	49	41%	0	8	0.00%
FR	FROST	LAB	190	30	CHEMISTRY	18	49	37%	3	8	37.50%
FR	FROST	LAB	232	30	LIMNOLOGY/FISHERIES-(max 46)	29	49	59%	2	8	25.00%
FR	FROST	LAB	295	30	ENTOMOLOGY/PATHOLOGY	34	49	69%	0	8	0.00%
FR	FROST	LAB	302	18	Outside Biodiversity Lab	18	49	37%	0	8	0.00%
FR	FROST	LAB	325	30	GIS Virtual Classroom	19.5	49	40%	2.5	8	31.25%
FR	FROST	LAB2	306	70	Biodiversity Lab	21	49	43%	0	8	0.00%
FR	FROST	LECT	184	60	SMALL LECTURE THEATRE	29	49	59%	1	8	12.50%
FR	FROST	LECT	188	60	SMALL LECTURE THEATRE	17	49	35%	0	8	0.00%
FR	FROST	LECT	250	245	Crombie Lecture Theatre	19	49	39%	0	8	0.00%
FR	FROST	LECT	280	156	MEDIUM LECTURE THEATRE	22	49	45%	1	8	12.50%
FR	FROST	LRC	340	50	Learning Commons	15	49	31%	0	8	0.00%
FR	FROST	SEM	110	35	Seminar Room (sink)	36	49	73%	0	8	0.00%
FR	FROST	SEM	127	40	Seminar Room (sink)	29	49	59%	1	8	12.50%
FR	FROST	SEM	180	35	Seminar Room	36	49	73%	2	8	25.00%
FR	FROST	SEM	185	35	Seminar Room	31	49	63%	0	8	0.00%
FR	FROST	SEM	189	35	Seminar Room	31	49	63%	0	8	0.00%
FR	FROST	SEM	209	60	Seminar Room	28	49	57%	0	8	0.00%
FR	FROST	SEM	211	60	Seminar Room	27	49	55%	0	8	0.00%
FR	FROST	SEM	222	35	Seminar Room	26	49	53%	0	8	0.00%
FR	FROST	SEM	294	30	Seminar Room (Dedicated to SAG)	36	49	73%	0	8	0.00%

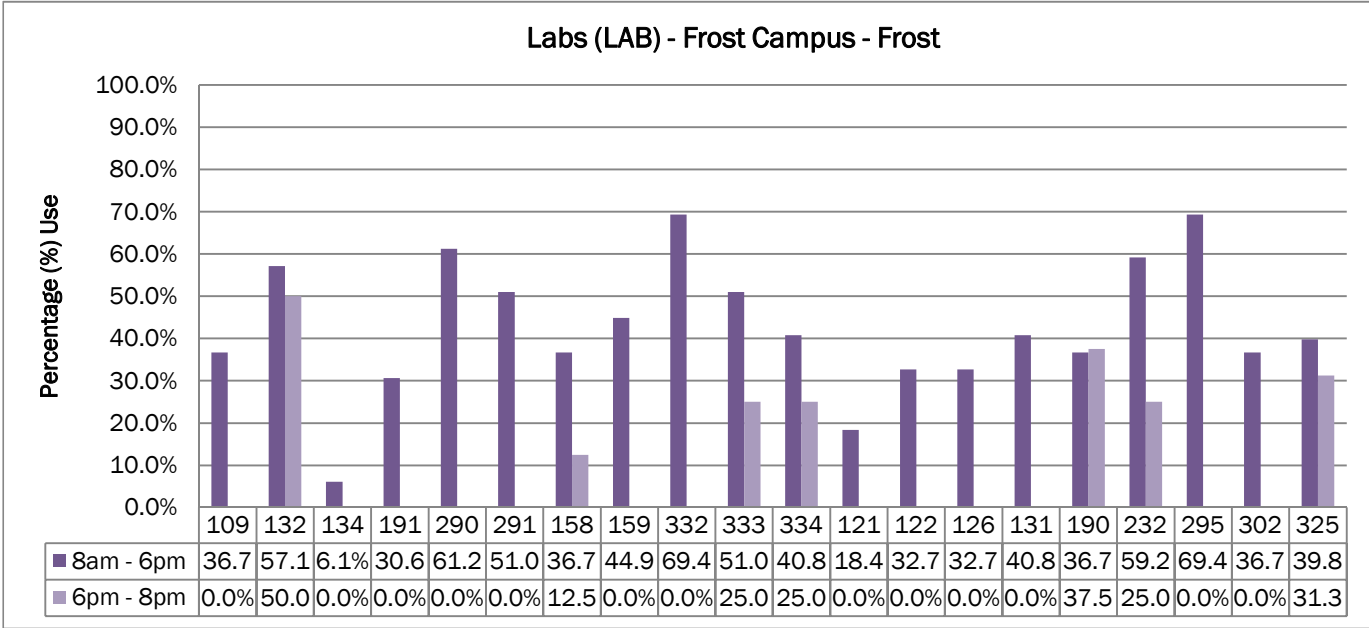
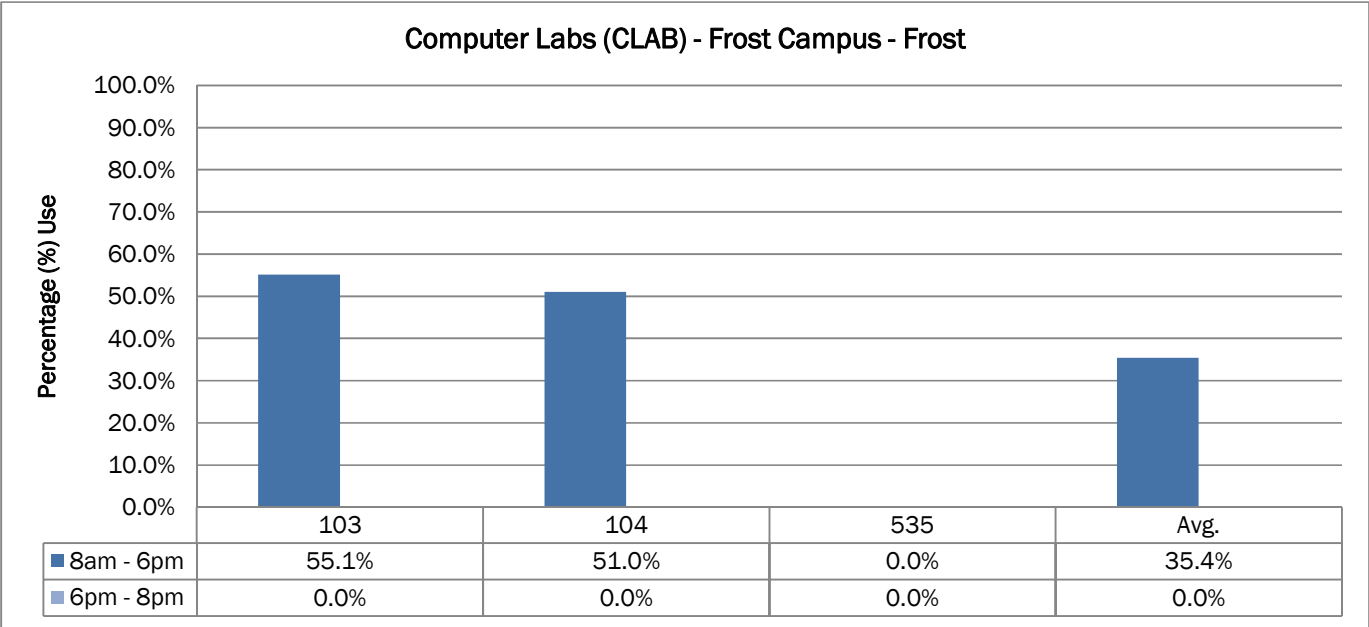
Frost Campus Utilization Table
Fall 2016

Fall 2016 - October 31st - November 4th, 2016						Standard Post Secondary			Extended Post Secondary (Mon-Thurs)		
Building	Pavilion	Room Type	Room	Capacity	Description	8am - 6pm (# of Periods Used)	8am - 6pm (Total # of Periods)	8am - 6pm (% Used)	6pm - 8pm (# of Periods Used)	6pm - 8pm (Total # of Periods)	6pm - 8pm (% Used)
HE	FROST	CLAB	535	20	Computer Lab	0	49	0%	0	8	0.00%
HE	FROST	CLAS	517	45	Main Classroom	20	49	41%	0	8	0.00%
HE	FROST	CLAS	529	20	Corporate & EPG Classroom	7	49	14%	0	8	0.00%
HE	FROST	CLAS	533	40	Upper Level Classroom	15	49	31%	0	8	0.00%
HE	FROST	LAB	514	20	Electrical Lab	9	49	18%	0	8	0.00%
HE	FROST	LAB	518	20	Power Trains Lab	9	49	18%	0	8	0.00%
HE	FROST	LAB	525	20	Engines Lab	9	49	18%	0	8	0.00%
HE	FROST	LAB	527	20	Dynanometer Lab	9	49	18%	0	8	0.00%
HE	FROST	LAB	528	20	Main Shop	9	49	18%	0	8	0.00%
HE	FROST	LAB	531	20	AM Lab	9	49	18%	0	8	0.00%
HE	FROST	LAB	532	20	Hydraulics Lab	9	49	18%	0	8	0.00%
HE	FROST	PORT	401	32	Rented Portable - HEO	41	49	84%	0	8	0.00%
HE	FROST	PORT	402	25	Rented Portable - AM	0	49	0%	0	8	0.00%
LA	LAW&ARBOR	FLAB	402	35	Pest Bldg-metal lab tops	27	49	55%	0	8	0.00%
LA	LAW&ARBOR	LAB	413	32	Court Room-Restricted NR Law	17	49	35%	1	8	12.50%
LA	LAW&ARBOR	SEM	411	35	Seminar Room (Tree Climbing)	23	49	47%	0	8	0.00%
LA	LAW&ARBOR	SEM	415	30	Sem Rm (Home Room) - St. Thomas F14	0	49	0%	0	8	0.00%
RD	RESDRILL	CLAS	603	48	SBL Dedicated Room	15	49	31%	0	8	0.00%
RD	RESDRILL	CLAS	605	42	RES DRILL/PUMPS-fixed, sink	8	49	16%	0	8	0.00%
RD	RESDRILL	CLAS	606	60	RES DRILLING-fixed, sink	8	49	16%	0	8	0.00%
RD	RESDRILL	CLAS	610	42	Geo Tech	16	49	33%	0	8	0.00%
RD	RESDRILL	CLAS	610A	42	Diamond Core Drilling	0	49	0%	0	8	0.00%
RD	RESDRILL	LAB	600	30	Drilling Shop	12	49	24%	0	8	0.00%

**Frost Campus Utilization Charts
Fall 2016**

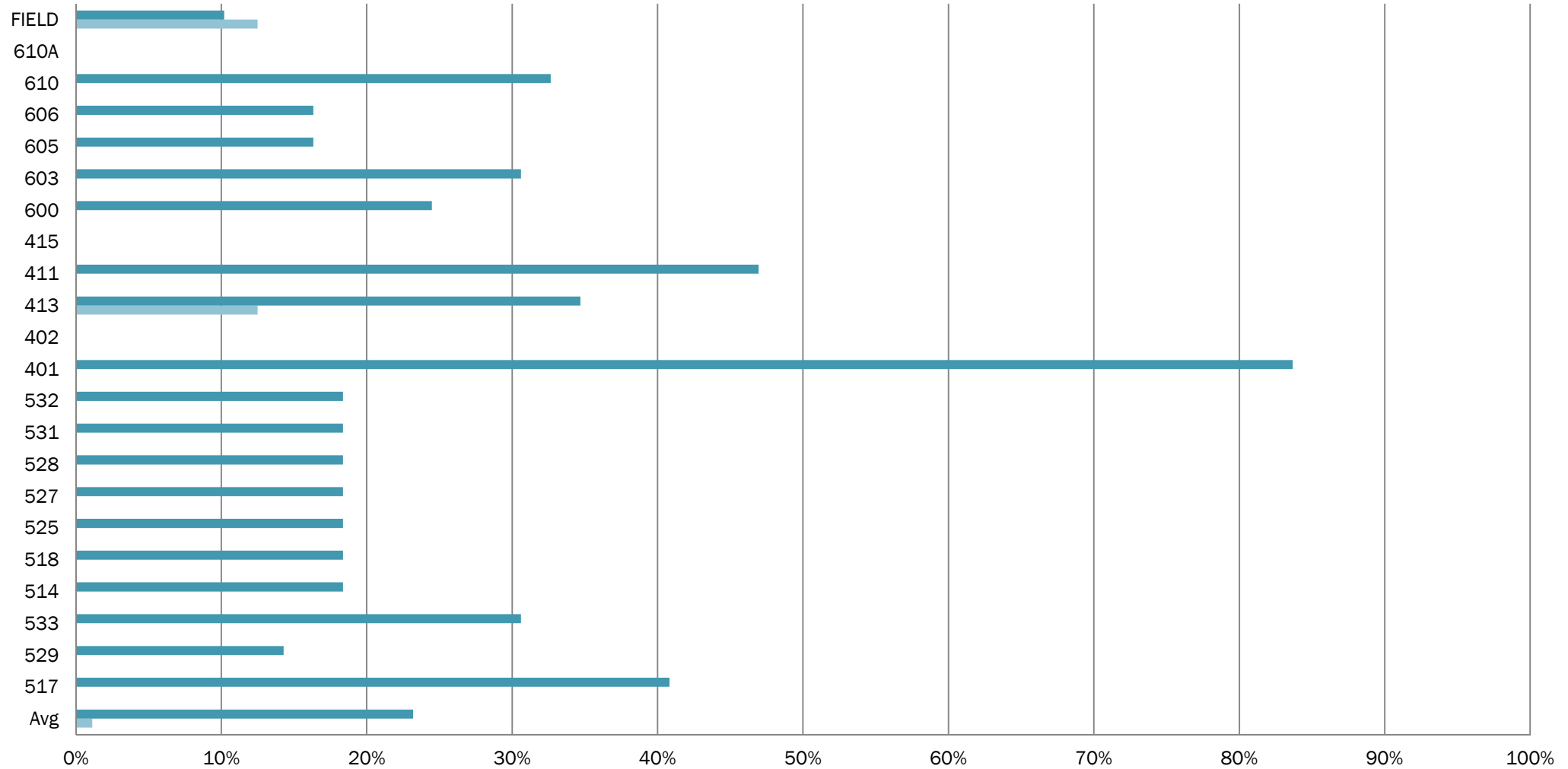


**Frost Campus Utilization Charts
Fall 2016**



Frost Campus Utilization Charts
Fall 2016

All Room Types - Frost Campus - HEO/Law&Arbor/ResDrill



Percentage (%) Use