

**Sutherland Campus Utilization Table
Fall 2016**

Fall 2016 - September 6- December 16, 2016				Standard Post Secondary			Extended Day Mon.-Thurs.							
Building	Room Type	Room	Capacity	Description	8am - 6pm (# of Periods Used)	8am - 6pm (Total # of Periods)	8am - 6pm (% Used)	6pm - 8pm (# of Periods Used)	(#	6pm - 8pm (Total # of Periods)	6pm - 8pm (% Used)			
BR	BSEM	A1152	36	SEMINAR ROOM - Biology (244)	37	49	75.51%	2		8	25.00%			
BR	BSEM	A1156	36	SEMINAR ROOM - Biology (240)	41	49	83.67%	0		8	0.00%			
BR	CLAB	B2101	40	COMPUTER LAB (321)	38	49	77.55%	4		8	50.00%			
BR	CLAB	B2121	35	COMPUTER LAB (324)	37	49	75.51%	5		8	62.50%			
BR	CLAB	B2131	35	COMPUTER LAB (325)	37	49	75.51%	2		8	25.00%			
BR	CLAB	B2309.2	40	COMPUTER LAB (3610A)	34	49	69.39%	0		8	0.00%			
BR	CLAB	B2309.3	35	COMPUTER LAB (3610C)	36	49	73.47%	2		8	25.00%			
BR	CLAS	A1111	90	MULTI-MEDIA CLASSROOM (204)	46	49	93.88%	1		8	12.50%			
BR	CLAS	A1123	40	MULTI-MEDIA CLASSROOM (212)	42	49	85.71%	0		8	0.00%			
BR	CLAS	A1134	40	MULTI-MEDIA CLASSROOM (237)	45	49	91.84%	1		8	12.50%			
BR	CLAS	A1138	40	MULTI-MEDIA CLASSROOM (238)	46	49	93.88%	1		8	12.50%			
BR	CLAS	A1146	40	MULTI-MEDIA CLASSROOM (243)	43	49	87.76%	0		8	0.00%			
BR	CLAS	A1163	25	MULTI-MEDIA CLASSROOM (236)	44	49	89.80%	6		8	75.00%			
BR	CLAS	A3112	28	MULTI-MEDIA CLASSROOM (607)	REMOVED FOR ELB/PANAMA									
BR	CLAS	A3120	30	MULTI-MEDIA CLASSROOM (603)	42	49	85.71%	3		8	37.50%			
BR	CLAS	A3147	60	MULTI-MEDIA CLASSROOM (613)	42	49	85.71%	2		8	25.00%			
BR	CLAS	B3101	50	MULTI-MEDIA CLASSROOM (521)	42	49	85.71%	0		8	0.00%			
BR	CLAS	B3102	35	MULTI-MEDIA CLASSROOM (522)	43	49	87.76%	3		8	37.50%			
BR	CLAS	B3121	54	MULTI-MEDIA CLASSROOM (536)	43	49	87.76%	0		8	0.00%			
BR	CLAS	B3150	52	MULTI-MEDIA CLASSROOM (550)	43	49	87.76%	1		8	12.50%			
BR	CLAS	B3151	35	MULTI-MEDIA CLASSROOM (551)	41	49	83.67%	0		8	0.00%			
BR	CLAS	B3155	35	MULTI-MEDIA CLASSROOM (553)	43	49	87.76%	2		8	25.00%			
BR	CLAS	B3167	40	MULTI-MEDIA CLASSROOM (557)	47	49	95.92%	0		8	0.00%			
BR	CLAS	B3171	40	MULTI-MEDIA CLASSROOM (561)	46	49	93.88%	0		8	0.00%			
BR	CLAS	B3179	80	MULTI-MEDIA CLASSROOM (567)	39	49	79.59%	1		8	12.50%			
BR	LAB	A1120	30	NURSING LAB / MULTI-MEDIA (207)	30	49	61.22%	0		8	0.00%			
BR	LAB	A1159	25	PTA/OTA LAB (234)	22	49	44.90%	0		8	0.00%			
BR	LAB	A2129.1	40	EST MANI/PEDI LAB (432)	9	49	18.37%	0		8	0.00%			
BR	MLAB	A2167	24	EST BODY TREATMENT LAB (454)	13	49	26.53%	0		8	0.00%			

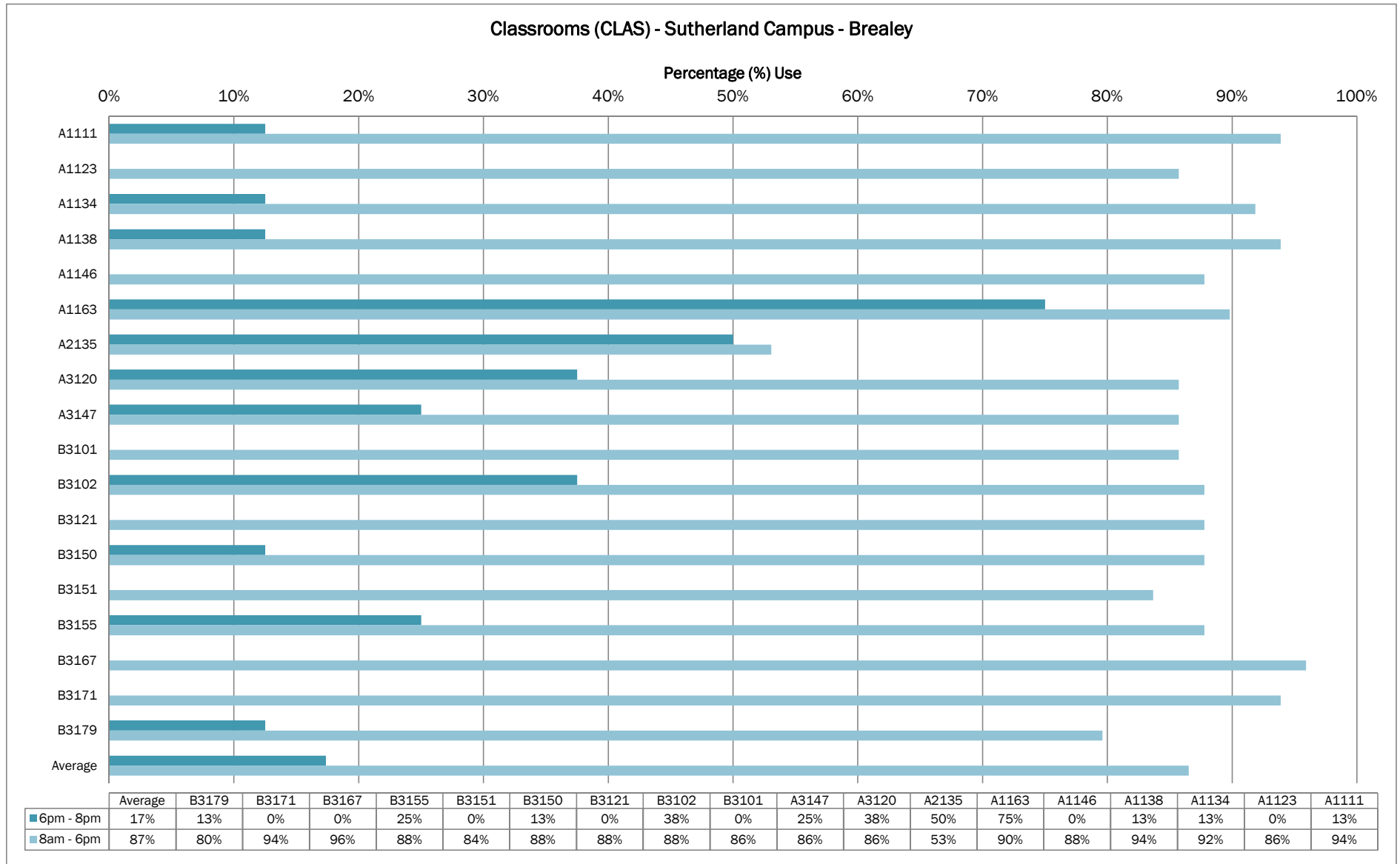
**Sutherland Campus Utilization Table
Fall 2016**

Fall 2016 - September 6- December 16, 2016				Standard Post Secondary			Extended Day Mon.-Thurs.			
Building	Room Type	Room	Capacity	Description	8am - 6pm (# of Periods Used)	8am - 6pm (Total # of Periods)	8am - 6pm (% Used)	6pm - 8pm (# of Periods Used)	6pm - 8pm (Total # of Periods)	6pm - 8pm (% Used)
BR	LAB	A3152	30	FULFORDS - RESTAURANT (632)	22	49	44.90%	USED AS A RESTAURANT		
BR	LAB	A3160	30	CHEMISTRY LAB (635)	48	49	97.96%	**8	8	100.00%
BR	LAB	A3168	22	FOOD LAB (652)	32	49	65.31%	1	8	12.50%
BR	LAB	B2106	30	CICE ROOM (322) - DEDICATED	16	49	32.65%	POST SECONDARY HOURS SCHED.		
BR	LAB	B2143	35	FORENSICS LAB (327)	6	49	12.24%	0	8	0.00%
BR	LAB	B2181	32	HARDWARE LAB (352)	45	49	91.84%	5	8	62.75%
BR	LAB	B2181.2	10	APPLIED PROJECTS LAB (352B)	0	49		N/A		
BR	LAB	B2299	35	JUSTICE SIM LAB	10	49	20.41%	0	Mainly Ad Hoc Bookings	
BR	LAB	B2309.1	24	COMPUTER LAB (3610B)	41	49	83.67%	6	8	75.00%
BR	LAB	B2315.2	30	CISCO LAB (3611)	34	49	69.39%	5	8	62.50%
	LAB	B2315.3	24	CISCO/WIN LAB (3611)	16	49	32.65%	0	8	0.00%
BR	LAB	B2319	30	COMPUTER SECURITY LAB-CSI (3615)	37	49	75.51%	5	8	62.50%
BR	LAB	B2329	30	DISPENSING LAB (3617)	34	49	69.39%	0	8	0.00%
BR	LAB	B2341.2	16	ASEPTIC LAB (3618A)	0	49		NOT USED BY PHM IN THE FALL		
BR	LAB	B3200	30	ENGINEERING COMMONS (was3701C)	8	49	16.33%	0	8	0.00%
BR	LAB	B3200.1	30	INSTRUMENTATION TRAINERS (3701B)	6	49	12.24%	0	8	0.00%
BR	LAB	B3200.3	15	ELECTRONICS - PNEUMATICS (3701F)	24	49	48.98%	2	8	25.00%
BR	LAB	B3200.4	20	LAB VOLT (3701A)	16	49	32.65%	0	8	0.00%
BR	LAB	B3200.6	18	ELECTRONICS (3701H)	14	49	28.57%	0	8	0.00%
BR	LAB	B3200.7	30	PLC - ELECTRONICS (3701E)	16	49	32.65%	0	8	0.00%
BR	LAB	B3302	35	HARDWARE DIGITAL LAB(H&W Ded) (5907)	21	49	42.86%	0	8	0.00%
BR	LAB	C1306	25	ART CONSERVATION LAB (175)	21	49	42.86%	0	8	0.00%
BR	LAB	C2159	40	COURT ROOM / MULTI-MEDIA L&J (380)	30	49	61.22%	0	8	0.00%
BR	LECT	B3100	210	WHETUNG LECTURE THEATRE (519)	42	49	85.71%	1	8	12.50%
BR	LECT	B3250	150	14LECTURE THEATRE/E-PRESENTAT (3700)	29	49	59.18%	0	8	0.00%
BR	LECT	C2125	143	LECTURE THEATRE (AV sets up) (374)	40	49	81.63%	2	8	25.00%
BR	CLAS	A2135	45	MASSAGE THERAPY LAB/CLINIC (433)	26	49	53.06%	4	8	50.00%
BR	MLAB	A2137	24	MASSAGE THERAPY LAB (434)	11	49	22.45%	0	8	0.00%
BR	PORT	POR1	40	PARAMEDIC LAB	22	49	44.90%	0	8	0.00%

**Sutherland Campus Utilization Table
Fall 2016**

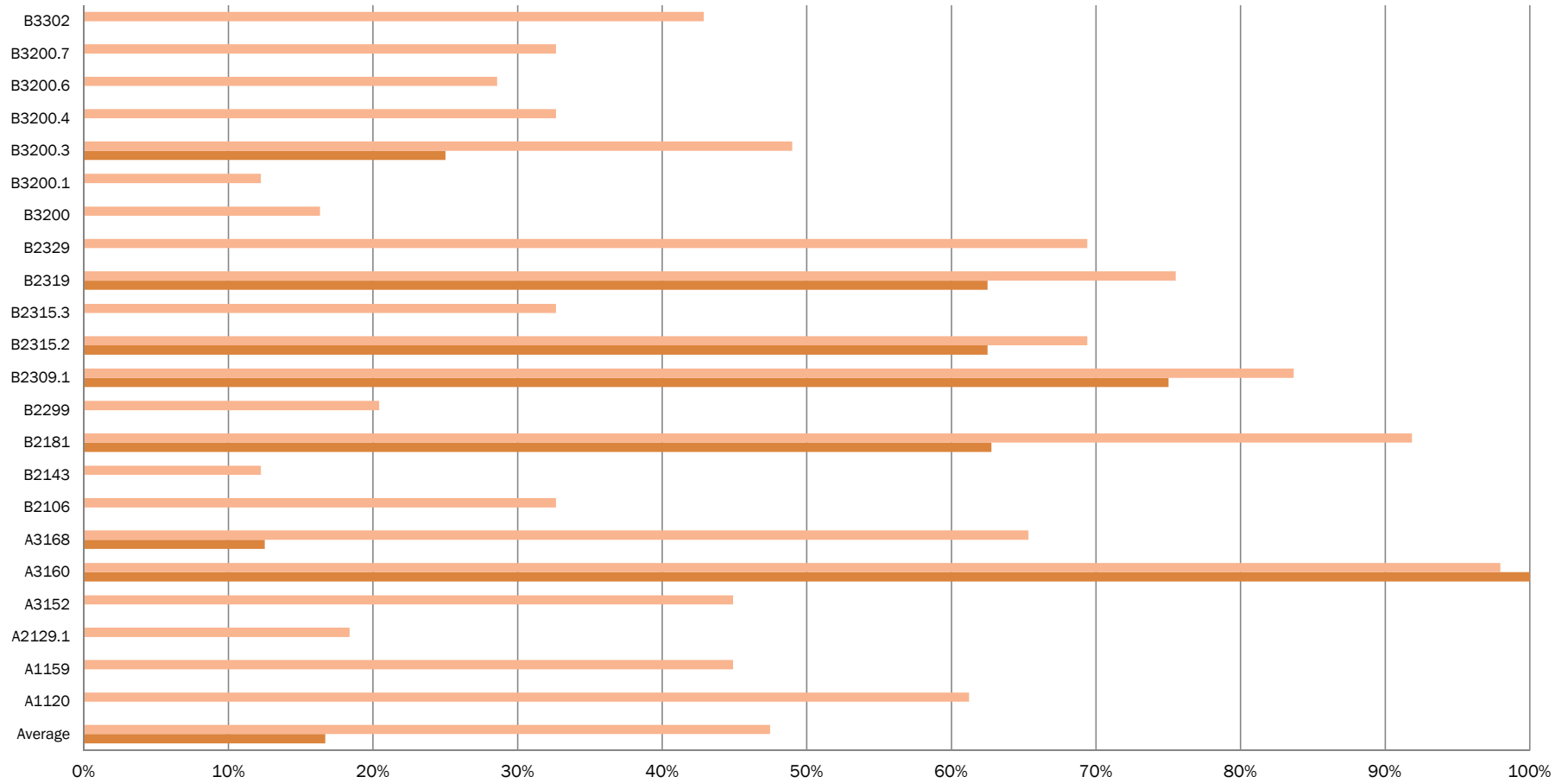
Fall 2016 - September 6- December 16, 2016					Standard Post Secondary			Extended Day Mon.-Thurs.		
Building	Room Type	Room	Capacity	Description	8am - 6pm (# of Periods Used)	8am - 6pm (Total # of Periods)	8am - 6pm (% Used)	6pm - 8pm of Periods Used)	(# (Total # of Periods)	6pm - 8pm (% Used)
BR	SEM	A1131	40	MULTI-MEDIA SEMINAR ROOM (232)	39	49	79.60%	4	8	50.00%
BR	SEM	A1142	40	MULTI-MEDIA SEMINAR ROOM (241)	35	49	71.43%	3	8	37.50%
BR	SEM	A2128	50	MULTI-MEDIA SEMINAR ROOM (431)	43	49	87.76%	0	8	0.00%
BR	SEM	A3151	50	MULTI-MEDIA SEMINAR ROOM (631)	43	49	87.76%	0	8	0.00%
BR	SEM	A3159	60	MULTI-MEDIA SEMINAR ROOM (637)	40	49	81.63%	1	8	12.50%
	SEM	B3181	40	MULTI-MEDIA SEMINAR ROOM (567 split)	42	49	85.71%	1	8	12.50%
BR	SEM	C2131	35	MULTI-MEDIA SEMINAR ROOM (377)	46	49	93.88%	7	8	87.50%
BR	SMRT	B3310	40	SMART ROOM / E-PRESENTATION (5909)	36	49	73.47%	0	8	0.00%
BR	SMRT	B3316	40	SMART ROOM / E-PRESENTATION (5915)	38	49	77.55%	0	8	0.00%
BR	SMRT	B3320	40	SMART ROOM / E-PRESENTATION (5919)	39	49	79.60%	0	8	0.00%
WE	GYM	1	30	WELLNESS CENTRE	33	43	76.74%	N/A ONLY AVAIL 8:30 - 5:30 P.M.		

**Sutherland Campus Utilization Charts
Fall 2016**



Sutherland Campus Utilization Charts Fall 2016

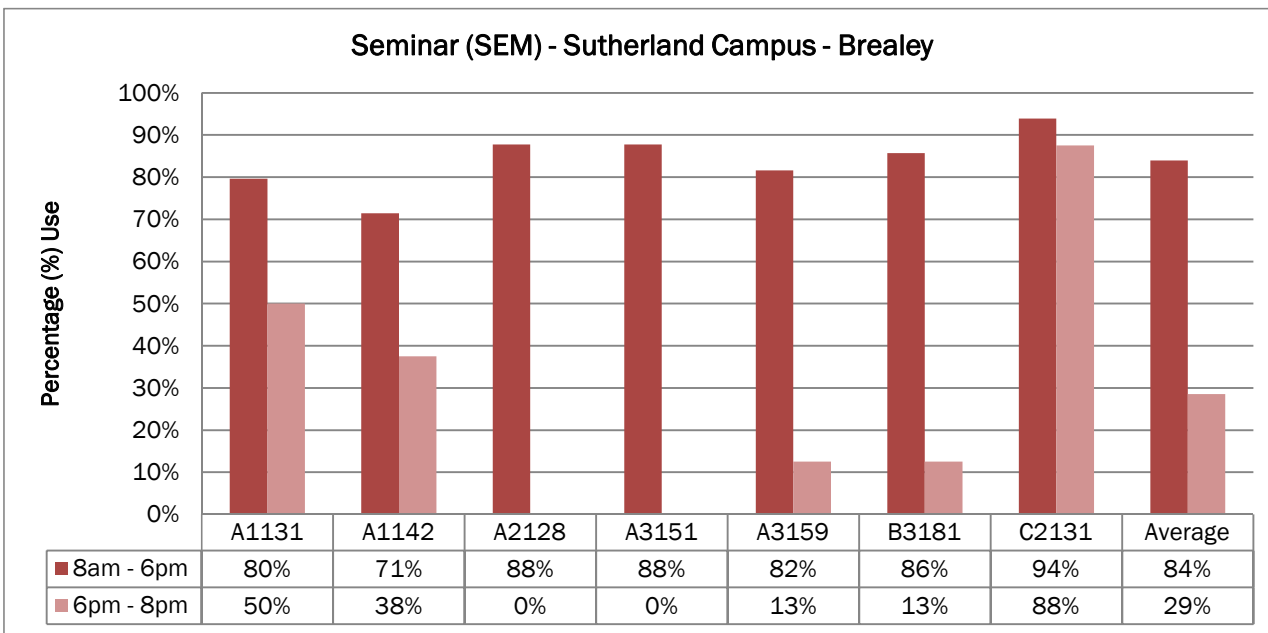
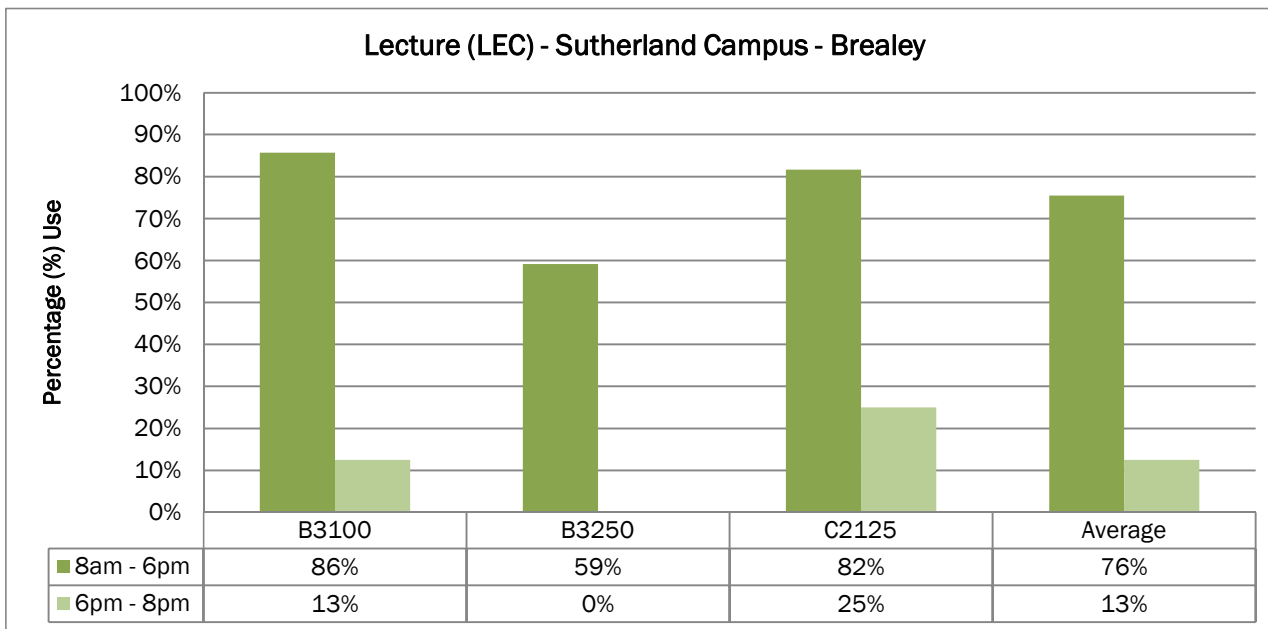
Labs (LAB) - Sutherland Campus - Brealey



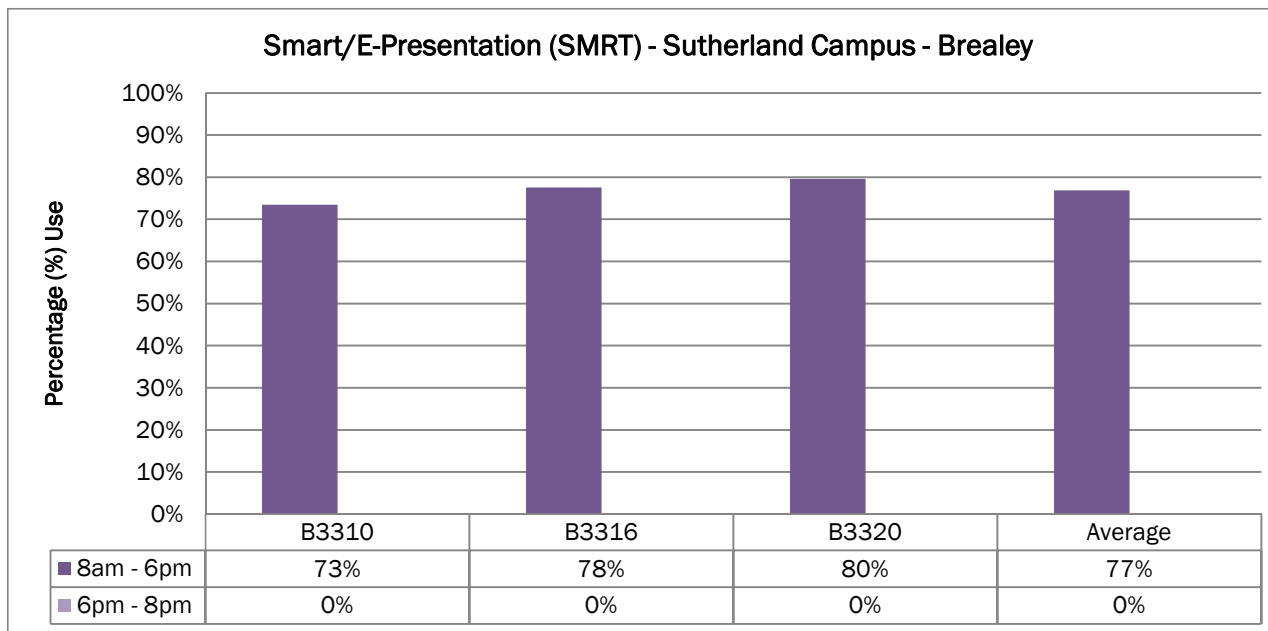
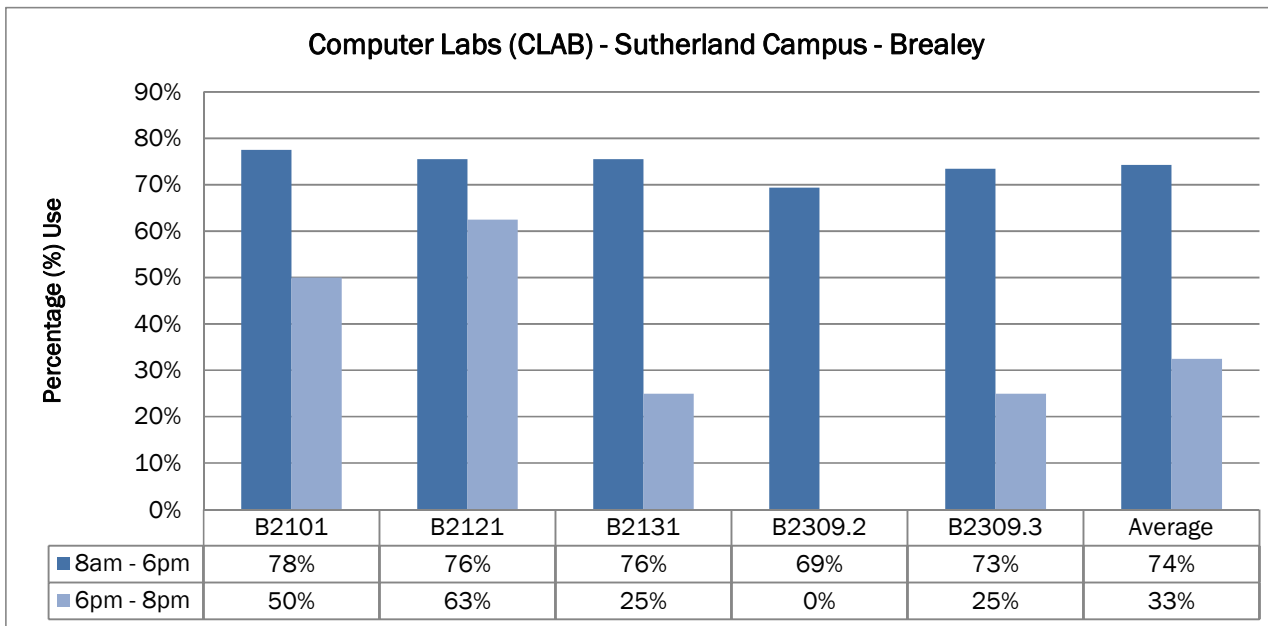
	Average	A1120	A1159	A2129.1	A3152	A3160	A3168	B2106	B2143	B2181	B2299	B2309.1	B2315.2	B2315.3	B2319	B2329	B3200	B3200.1	B3200.3	B3200.4	B3200.6	B3200.7	B3302
8am - 6pm	47%	61%	45%	18%	45%	98%	65%	33%	12%	92%	20%	84%	69%	33%	76%	69%	16%	12%	49%	33%	29%	33%	43%
6pm - 8pm	17%	0%	0%	0%	0%	100%	13%	0%	0%	63%	0%	75%	63%	0%	63%	0%	0%	0%	25%	0%	0%	0%	0%

Percentage (%) Use

**Sutherland Campus Utilization Charts
Fall 2016**



**Sutherland Campus Utilization Charts
Fall 2016**



Sutherland Campus Utilization Charts
Fall 2016

