

**Sutherland Campus Utilization Table
Winter 2017**

Winter 2017 January 9 - April 21, 2017					Standard Post Secondary			Extended Day Mon.-Thurs.		
Building	Room Type	Room	Capacity	Description	8am - 6pm (# of Periods Used)	8am - 6pm (Total # of Periods)	8am - 6pm (% Used)	6pm - 8pm (# of Periods Used)	6pm - 8pm (Total # of Periods)	6pm - 8pm (% Used)
BR	BSEM	A1152	36	SEMINAR ROOM - Biology (244)	40	49	81.63%	0	8	0.00%
BR	BSEM	A1156	36	SEMINAR ROOM - Biology (240)	40	49	81.63%	2	8	25.00%
BR	CLAB	B2101	40	COMPUTER LAB (321)	38	49	77.55%	1	8	12.50%
BR	CLAB	B2121	35	COMPUTER LAB (324)	38	49	77.55%	0	8	0.00%
BR	CLAB	B2131	35	COMPUTER LAB (325)	36	49	73.47%	0	8	0.00%
BR	CLAB	B2309.2	40	COMPUTER LAB (3610A)	37	49	75.51%	0	8	0.00%
BR	CLAB	B2309.3	35	COMPUTER LAB (3610C)	REMOVED FOR APPLIED PROJECTS					
BR	CLAS	A1111	90	MULTI-MEDIA CLASSROOM (204)	40	49	81.63%	0	8	0.00%
BR	CLAS	A1123	40	MULTI-MEDIA CLASSROOM (212)	42	49	85.71%	1	8	12.50%
BR	CLAS	A1134	40	MULTI-MEDIA CLASSROOM (237)	41	49	83.67%	2	8	25.00%
BR	CLAS	A1138	40	MULTI-MEDIA CLASSROOM (238)	44	49	89.80%	2	8	25.00%
BR	CLAS	A1146	40	MULTI-MEDIA CLASSROOM (243)	43	49	87.76%	2	8	25.00%
BR	CLAS	A1163	25	MULTI-MEDIA CLASSROOM (236)	36	49	73.47%	3	8	37.50%
BR	CLAS	A3112	28	MULTI-MEDIA CLASSROOM (607)	REMOVED FOR ELB / PANAMA					
BR	CLAS	A3120	30	MULTI-MEDIA CLASSROOM (603)	40	49	81.63%	6	8	75.00%
BR	CLAS	A3147	60	MULTI-MEDIA CLASSROOM (613)	42	49	85.71%	1	8	12.50%
BR	CLAS	B3101	50	MULTI-MEDIA CLASSROOM (521)	44	49	89.80%	3	8	37.50%
BR	CLAS	B3102	35	MULTI-MEDIA CLASSROOM (522)	39	49	79.59%	3	8	37.50%
BR	CLAS	B3121	54	MULTI-MEDIA CLASSROOM (536)	46	49	93.88%	0	8	0.00%
BR	CLAS	B3150	52	MULTI-MEDIA CLASSROOM (550)	42	49	85.71%	2	8	25.00%
BR	CLAS	B3151	35	MULTI-MEDIA CLASSROOM (551)	42	49	85.71%	0	8	0.00%
BR	CLAS	B3155	35	MULTI-MEDIA CLASSROOM (553)	43	49	87.76%	1	8	12.50%
BR	CLAS	B3167	40	MULTI-MEDIA CLASSROOM (557)	44	49	89.80%	0	8	0.00%
BR	CLAS	B3171	40	MULTI-MEDIA CLASSROOM (561)	42	49	85.71%	3	8	37.50%
BR	CLAS	B3179	45	MULTI-MEDIA CLASSROOM (567)	43	49	87.76%	0	8	0.00%
BR	LAB	A1120	30	NURSING LAB / MULTI-MEDIA (207)	37	49	75.51%	3	8	37.50%
BR	LAB	A1159	25	PTA/OTA LAB (234)	14	49	28.57%	0	8	0.00%
BR	LAB	A2129.1	24	Est Mani/Pedi Lab (432)	23	49	46.94%	2	8	25.00%
BR	LAB	A2167	24	EST Body Treatment Lab (454)	27	49	55.10%	2	8	25.00%

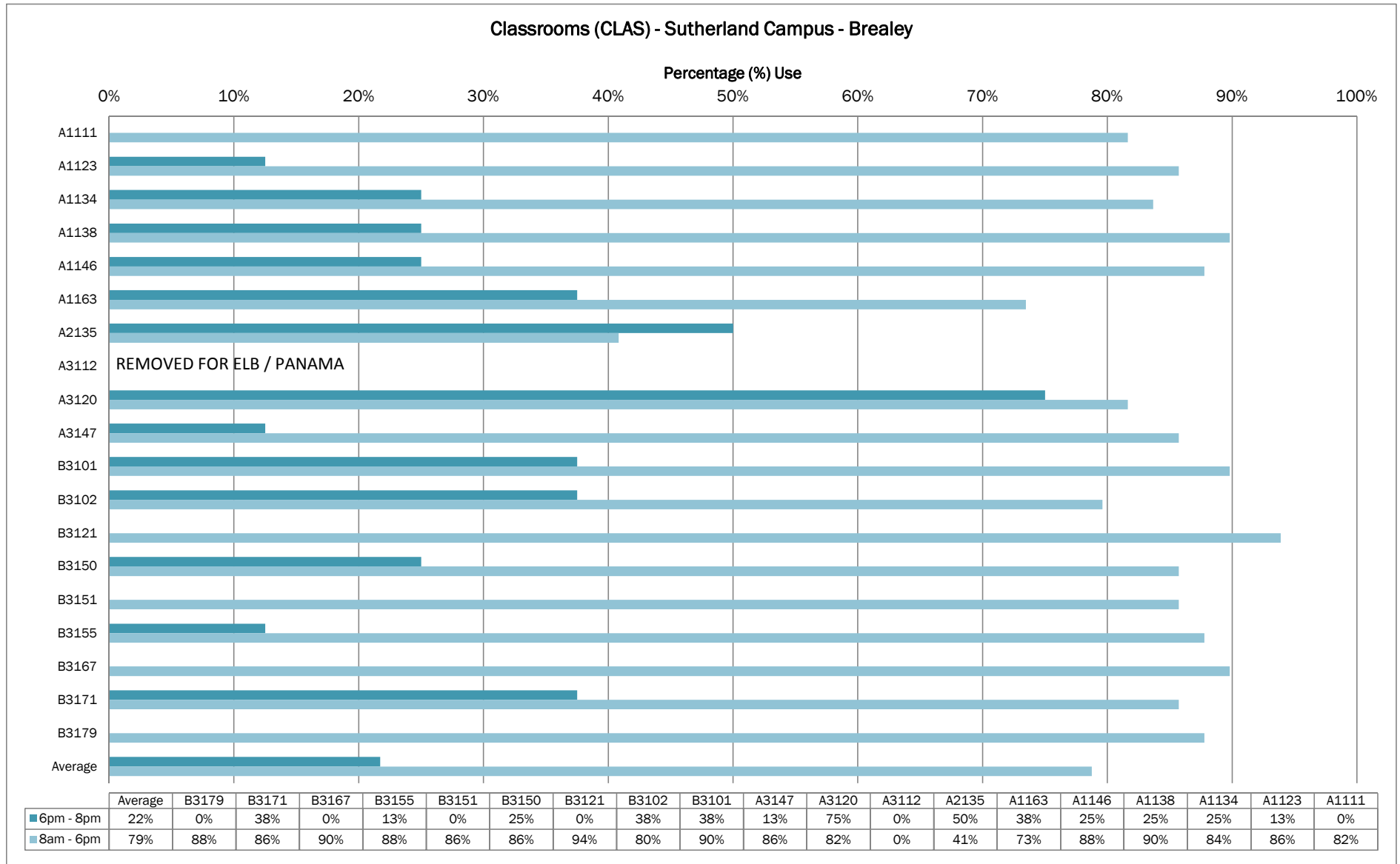
**Sutherland Campus Utilization Table
Winter 2017**

Winter 2017 January 9 - April 21, 2017					Standard Post Secondary			Extended Day Mon.-Thurs.		
Building	Room Type	Room	Capacity	Description	8am - 6pm (# of Periods Used)	8am - 6pm (Total # of Periods)	8am - 6pm (% Used)	6pm - 8pm (# of Periods Used)	6pm - 8pm (Total # of Periods)	6pm - 8pm (% Used)
BR	LAB	A3152	30	FULFORDS - RESTAURANT (632)	DEDICATED USED AS A RESTAURANT & FOR APPLIED PROJECTS					
BR	LAB	A3160	30	CHEMISTRY LAB (635)	48	49	97.96%	**6	8	75.00%
BR	LAB	A3168	22	FOOD LAB (652)	34	49	69.39%	*2	8	25.00%
BR	LAB	B2106	30	CICE ROOM (322) - DEDICATED	19	49	38.78%	Used for meeting with students as well		
BR	LAB	B2143	35	FORENSICS LAB (327)	12	49	24.49%	0	8	0.00%
BR	LAB	B2181	32	HARDWARE LAB (352)	26	49	53.06%	3	8	37.50%
BR	LAB	B2181.2	10	APPLIED PROJECTS LAB (352B)	0	49	N/A			
BR	LAB	B2299	35	JUSTICE SIM LAB	SIMULATION ROOM BOOKED BY LAW					
BR	LAB	B2309.1	24	COMPUTER LAB (3610B)	40	49	81.63%	4	8	50.00%
BR	LAB	B2315.2	30	CISCO LAB (3611)	26	49	53.06%	4	8	50.00%
BR	LAB	B2315.3	24	CISCO LAB (3611)	28	49	57.14%	4	8	50.00%
BR	LAB	B2319	30	COMPUTER SECURITY LAB-CSI (3615)	19	49	38.78%	0	8	0.00%
BR	LAB	B2329	30	DISPENSING LAB (3617)	32	49	65.31%	0	8	0.00%
BR	LAB	B2341.2	15	ASEPTIC LAB (3618A)	18	49	36.73%	0	8	0.00%
BR	LAB	B3200	30	MOTOR CONTROLS (was3701C)	24	49	48.98%	0	8	0.00%
BR	LAB	B3200.1	30	INSTRUMENTATION TRAINERS (3701B)	20	49	36.73%	6	8	75.00%
BR	LAB	B3200.3	30	PNEUMATICS TRAINERS (3701F)	34	49	69.39%	0	8	0.00%
BR	LAB	B3200.4	20	LAB VOLT (3701A)	40	49	81.63%	4	8	50.00%
BR	LAB	B3200.6	30	ELECTRONICS (3701H)	40	49	81.63%	***6	8	75.00%
BR	LAB	B3200.7	30	PLC - ELECTRONICS (3701E)	39	49	79.59%	***8	8	100.00%
BR	LAB	B3302	35	HIM DEDICATED LAB (5907)	27	49	55.10%	0	8	0.00%
BR	LAB	C1306	25	ART CONSERVATION LAB (175)	25	49	51.02%	0	8	0.00%
BR	LAB	C2159	40	COURT ROOM / MULTI-MEDIA L&J (380)	37	49	75.51%	0	8	0.00%
BR	LECT	B3100	210	WHETUNG LECTURE THEATRE (519)	31	49	63.27%	0	8	0.00%
BR	LECT	B3250	150	LECTURE THEATRE/E-PRESENTAT (3700)	37	49	75.51%	0	8	0.00%
BR	LECT	C2125	143	LECTURE THEATRE (AV sets up) (374)	40	49	81.63%	0	8	0.00%
BR	MLAB	A2135	24	Massage Lab/Clinic (433)	20	49	40.82%	4	8	50.00%
BR	MLAB	A2137	24	MASSAGE Therapy Lab (434)	10	49	20.41%	0	8	0.00%
BR	PORT	POR1	40	PARAMEDIC LAB	12	49	24.49%	0	8	0.00%

**Sutherland Campus Utilization Table
Winter 2017**

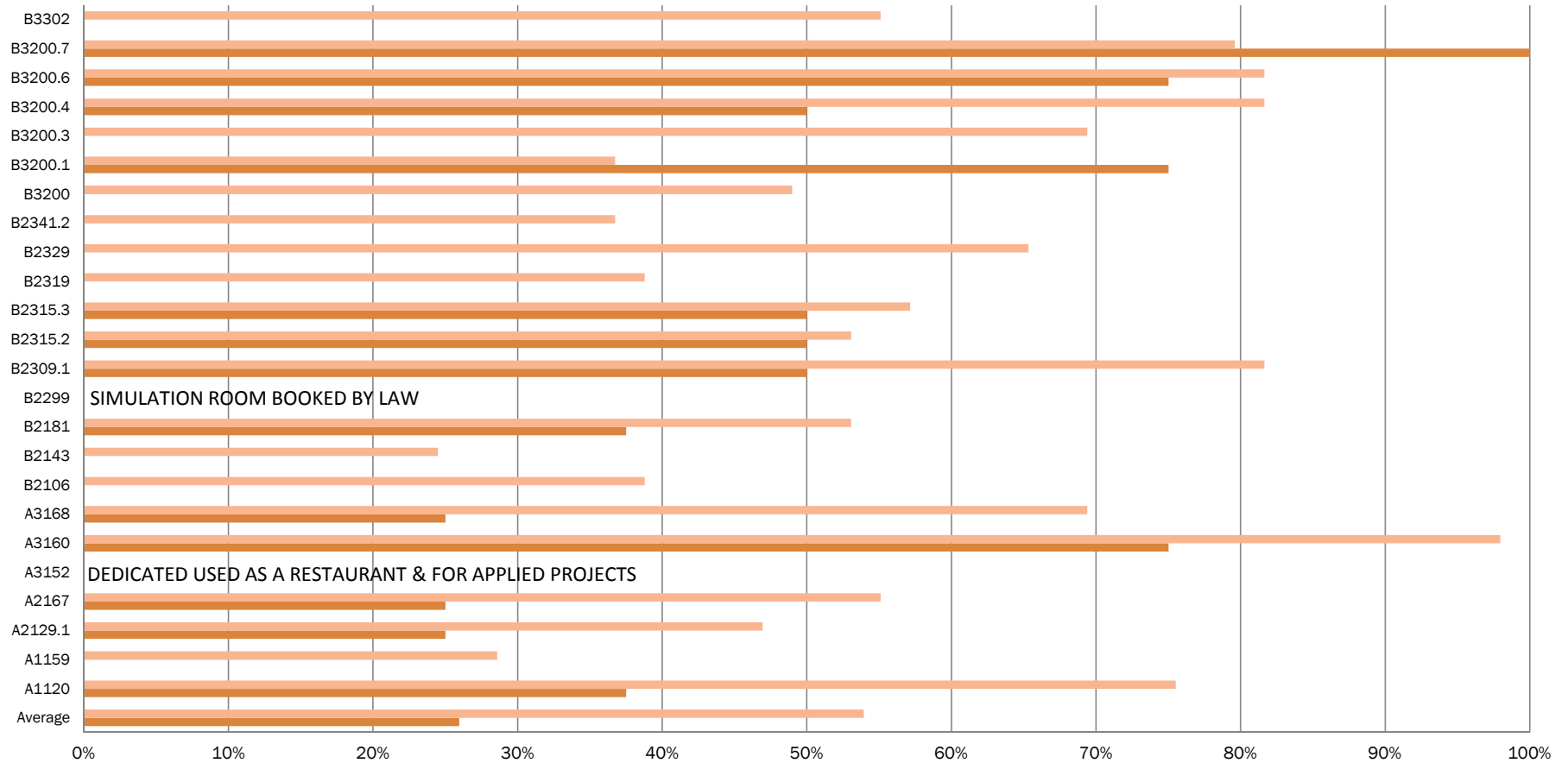
Winter 2017 January 9 - April 21, 2017					Standard Post Secondary			Extended Day Mon.-Thurs.		
Building	Room Type	Room	Capacity	Description	8am - 6pm (# of Periods Used)	8am - 6pm (Total # of Periods)	8am - 6pm (% Used)	6pm - 8pm (# of Periods Used)	6pm - 8pm (Total # of Periods)	6pm - 8pm (% Used)
BR	SEM	A1131	40	MULTI-MEDIA SEMINAR ROOM (232)	44	49	89.80%	2	8	25.00%
BR	SEM	A1142	40	MULTI-MEDIA SEMINAR ROOM (241)	42	49	85.71%	2	8	25.00%
BR	SEM	A2128	50	MULTI-MEDIA SEMINAR ROOM (431)	41	49	83.67%	0	8	0.00%
BR	SEM	A3151	50	MULTI-MEDIA SEMINAR ROOM (631)	43	49	87.76%	1	8	12.50%
BR	SEM	A3159	60	MULTI-MEDIA SEMINAR ROOM (637)	41	48	83.67%	0	8	0.00%
BR	SEM	B3181	45	MULTI-MEDIA SEMINAR ROOM (567 Split)	45	49	91.84%	3	8	37.50%
BR	SEM	C2131	35	MULTI-MEDIA SEMINAR ROOM (377)	40	49	81.83%	5	8	62.50%
BR	SMRT	B3310	40	SMART ROOM / E-PRESENTATION (5909)	43	49	87.76%	0	8	0.00%
BR	SMRT	B3316	40	SMART ROOM / E-PRESENTATION (5915)	37	49	75.51%	0	8	0.00%
BR	SMRT	B3320	40	SMART ROOM / E-PRESENTATION (5919)	40	49	81.83%	1	8	12.50%
WE	GYM	1	30	WELLNESS CENTRE	43	43	100.00%	N/A ONLY AVAILABLE 8:30 - 5:30 P.M.		
*Food Lab booked till 9 Wednesday night for applied project. May be used as well for prep work for Fulfords.										
** CHEMISTRY BOOKED TILL 9										
***B3200.6 & B3200.7 Booked till 9 Thursday night. Both rooms booked at same time (coures require 2 rooms)										

Sutherland Campus Utilization Charts
Winter 2017



Sutherland Campus Utilization Charts Winter 2017

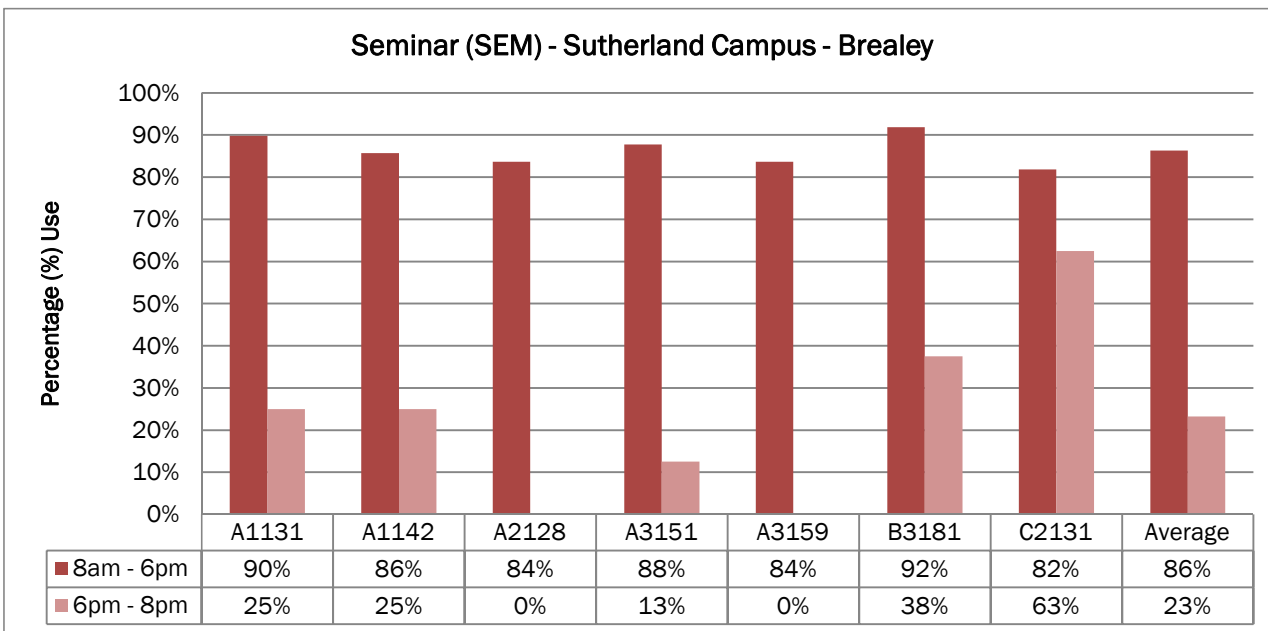
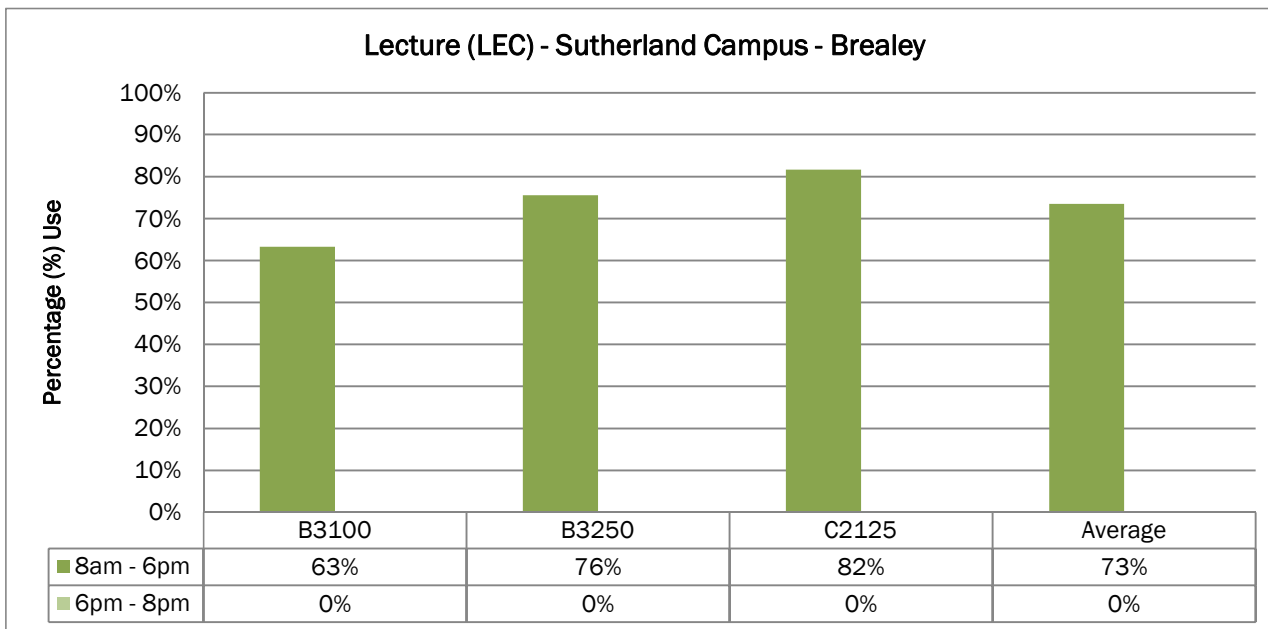
Labs (LAB) - Sutherland Campus - Brealey



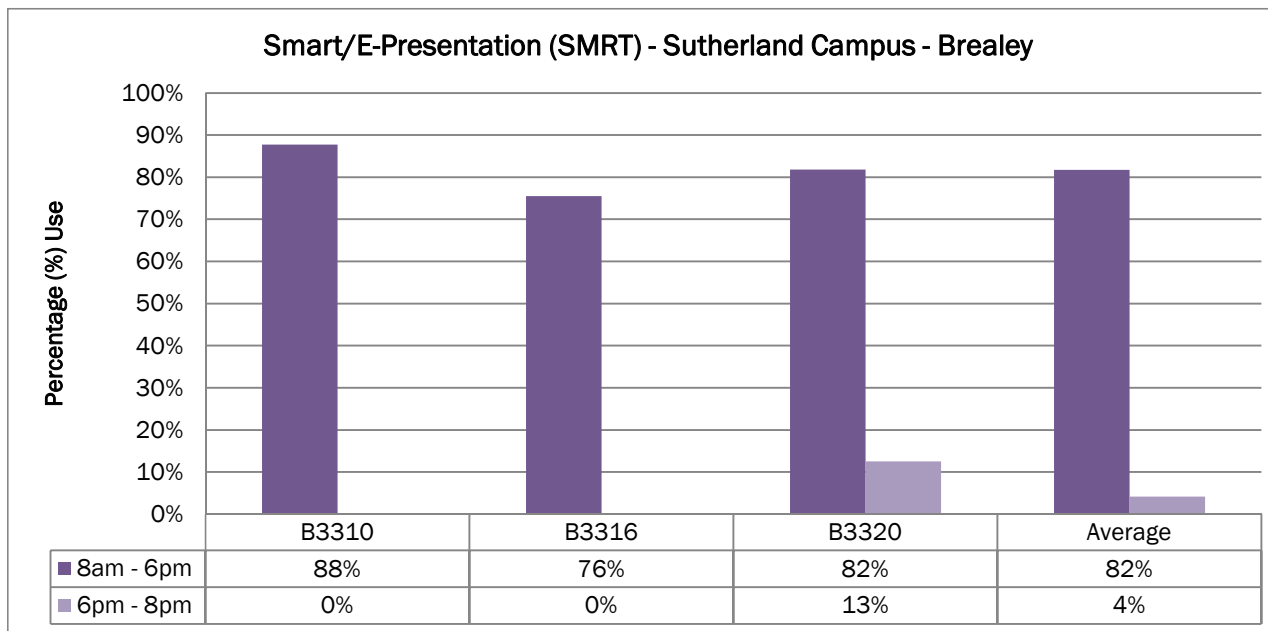
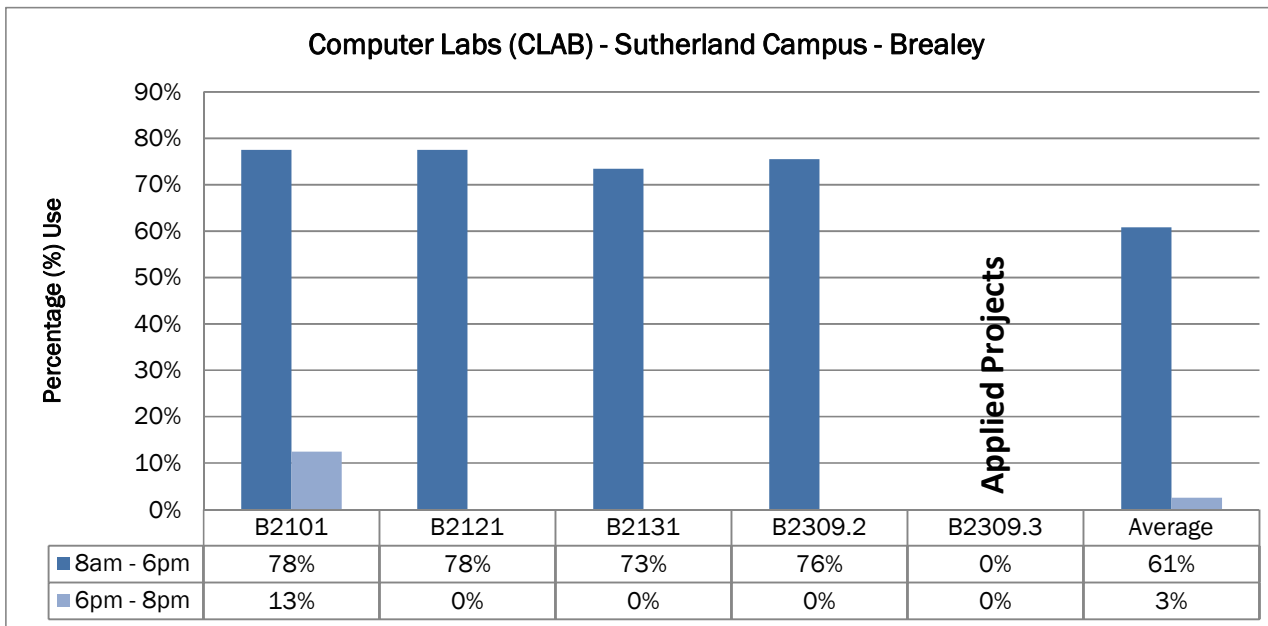
	Average	A1120	A1159	A2129.1	A2167	A3152	A3160	A3168	B2106	B2143	B2181	B2299	B2309.1	B2315.2	B2315.3	B2319	B2329	B2341.2	B3200	B3200.1	B3200.3	B3200.4	B3200.6	B3200.7	B3302
8am - 6pm	54%	76%	29%	47%	55%	0%	98%	69%	39%	24%	53%	0%	82%	53%	57%	39%	65%	37%	49%	37%	69%	82%	82%	80%	55%
6pm - 8pm	26%	38%	0%	25%	25%	0%	75%	25%	0%	0%	38%	0%	50%	50%	50%	0%	0%	0%	0%	75%	0%	50%	75%	100%	0%

Percentage (%) Use

**Sutherland Campus Utilization Charts
Winter 2017**



Sutherland Campus Utilization Charts
Winter 2017



**Sutherland Campus Utilization Charts
Winter 2017**

