

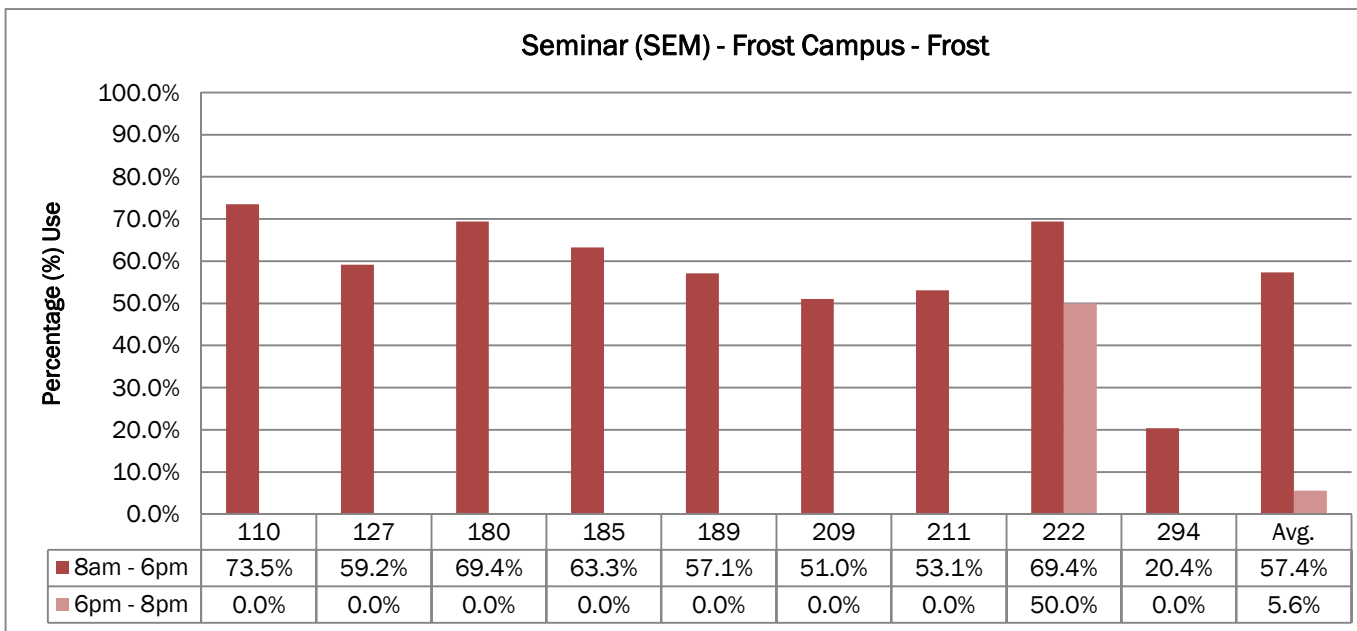
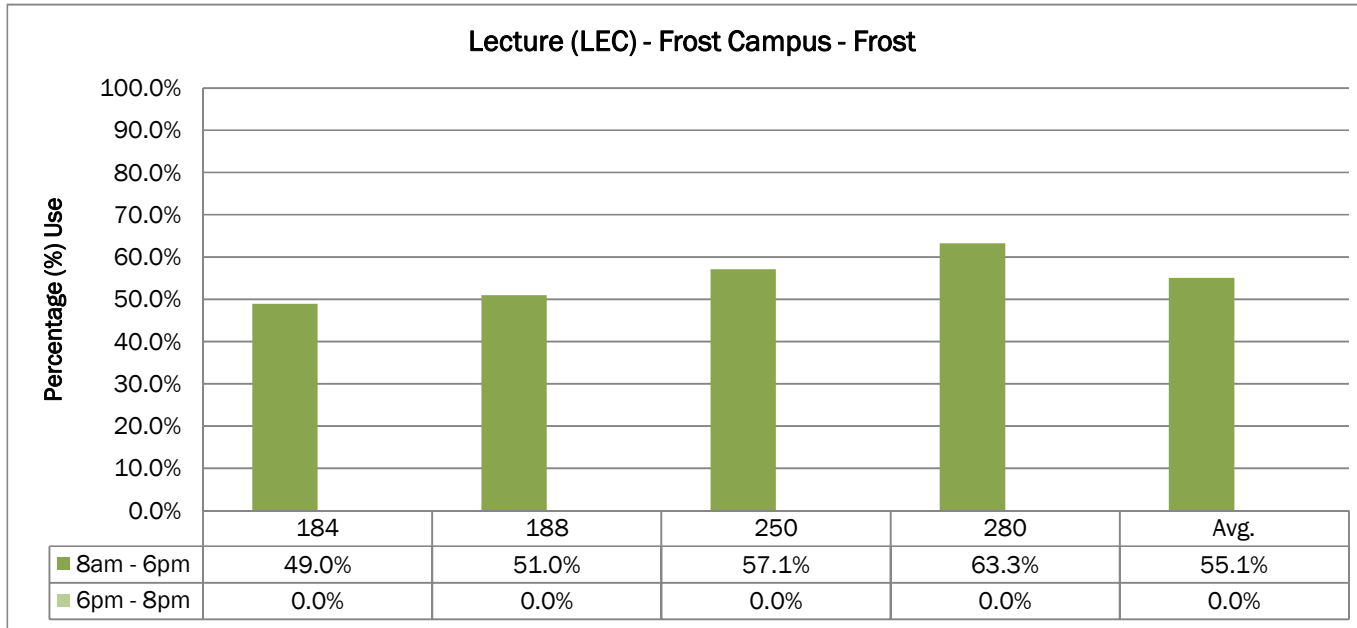
**Frost Campus Utilization Table
Winter 2017**

March 20th - March 24th						Standard Post Secondary			Extended Post Secondary (Mon-Thurs)		
Building	Pavilion	Room Type	Room	Capacity	Description	8am - 6pm (# of Periods Used)	8am - 6pm (Total # of Periods)	8am - 6pm (% Used)	6pm - 8pm (# of Periods Used)	6pm - 8pm (Total # of Periods)	6pm - 8pm (% Used)
FH	FROST	LAB	FIELD	30	Field House	6	49	12%	0	8	0.00%
FR	FROST	CLAB	103	35	COMPUTER LAB	43	49	88%	3	8	37.50%
FR	FROST	CLAB	104	35	COMPUTER LAB	36	49	73%	5	8	62.50%
FR	FROST	CLAS	109	36	CLASSROOM/SURV/DESKS/CHAIRS	24	49	49%	0	8	0.00%
FR	FROST	ELAB	132	30	ETN/Y Dedicated Space	33	43	77%	0	6	0.00%
FR	FROST	ELAB	134	30	FIRE SCI-moveable, sink	17	49	35%	0	8	0.00%
FR	FROST	ELAB	191	30	ET Dedicated Lab	30	49	61%	2	8	25.00%
FR	FROST	FLAB	290	36	DENDROLOGY-fixed, sinks	23	49	47%	0	8	0.00%
FR	FROST	FLAB	291	48	MENS/FORESTRY/CLS-fixed, sink	24	49	49%	0	8	0.00%
FR	FROST	FWLB	158	40	Fish & Wildlife Lab (Wildlife)	12	49	24%	0	8	0.00%
FR	FROST	FWLB	159	40	Fish & Wildlife Lab (Pathology)	22	49	45%	0	8	0.00%
FR	FROST	GILB	332	35	GIS COMPUTER	30	49	61%	2	8	25.00%
FR	FROST	GILB	333	35	GIS COMPUTER	25	49	51%	5	8	62.50%
FR	FROST	GILB	334	35	GIS COMPUTER	23	49	47%	2	8	25.00%
FR	FROST	GYLB	121	29	GEOL-FIXED LAB BENCHS/STOOL (30)	16	49	33%	0	8	0.00%
FR	FROST	GYLB	122	30	GEOL-FIXED BENCHES-soils-dirty	16	49	33%	0	8	0.00%
FR	FROST	GYLB	126	38	GEOLOGY/FIXED LAB BENCHES/STOO	22	49	45%	0	8	0.00%
FR	FROST	LAB	131	30	Hatchery	22	49	45%	0	8	0.00%
FR	FROST	LAB	190	30	CHEMISTRY	23	49	47%	0	8	0.00%
FR	FROST	LAB	232	30	LIMNOLOGY/FISHERIES-(max 46)	22	49	45%	0	8	0.00%
FR	FROST	LAB	295	30	ENTOMOLOGY/PATHOLOGY	10	49	20%	0	8	0.00%
FR	FROST	LAB	302	18	Outside Biodiversity Lab	3	49	6%	0	8	0.00%
FR	FROST	LAB	325	30	GIS Virtual Classroom	11	49	22%	3	8	37.50%
FR	FROST	LAB2	306	70	Biodiversity Lab	29	44	66%	2	8	25.00%
FR	FROST	LECT	184	60	SMALL LECTURE THEATRE	24	49	49%	0	8	0.00%
FR	FROST	LECT	188	60	SMALL LECT THEATRE	25	49	51%	0	8	0.00%
FR	FROST	LECT	250	245	LARGE LECTURE THEATRE	28	49	57%	0	6	0.00%
FR	FROST	LECT	280	156	MEDIUM LECTURE THEATRE	31	49	63%	0	8	0.00%
FR	FROST	LRC	340	50	Learning Commons	4	49	8%	0	8	0.00%
FR	FROST	SEM	110	35	Seminar Room (sink)	36	49	73%	0	8	0.00%
FR	FROST	SEM	127	40	Seminar Room (sink)	29	49	59%	0	8	0.00%
FR	FROST	SEM	180	35	Seminar Room	34	49	69%	0	8	0.00%
FR	FROST	SEM	185	35	Seminar Room	31	49	63%	0	8	0.00%
FR	FROST	SEM	189	35	Seminar Room	28	49	57%	0	8	0.00%
FR	FROST	SEM	209	60	Seminar Room	25	49	51%	0	8	0.00%
FR	FROST	SEM	211	60	Seminar Room	26	49	53%	0	8	0.00%
FR	FROST	SEM	222	35	Seminar Room	34	49	69%	4	8	50.00%
FR	FROST	SEM	294	30	Seminar Room	10	49	20%	0	8	0.00%

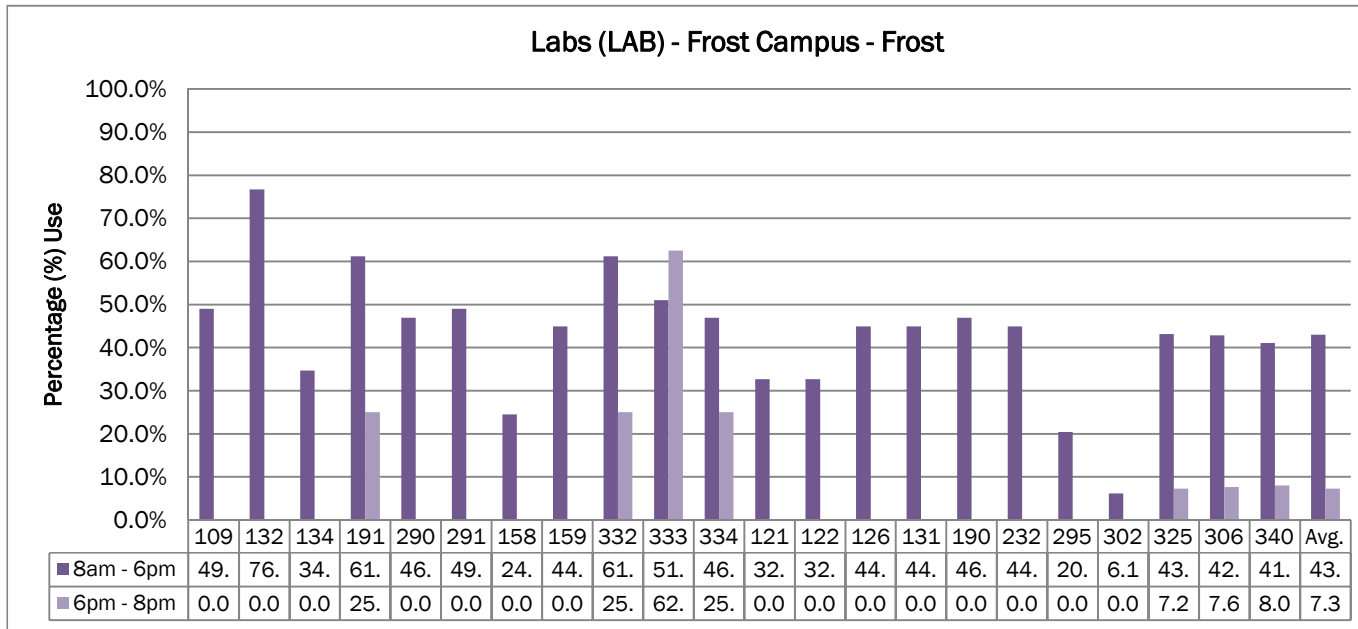
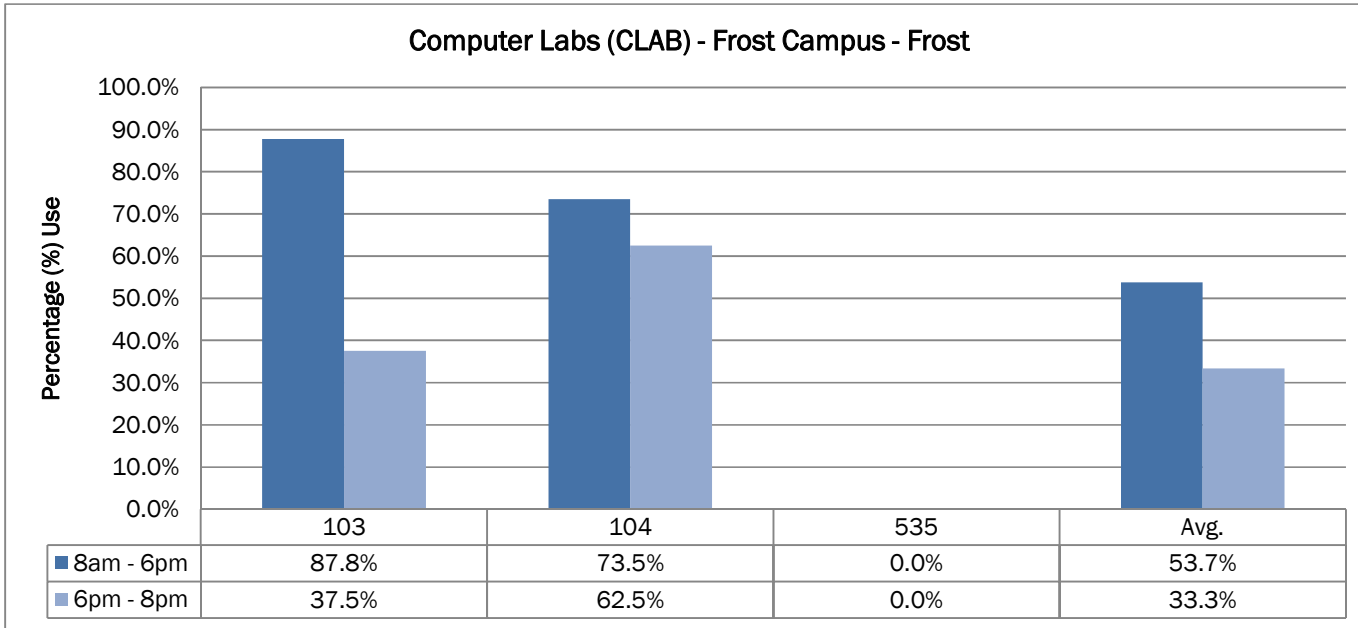
**Frost Campus Utilization Table
Winter 2017**

March 20th - March 24th						Standard Post Secondary			Extended Post Secondary (Mon-Thurs)		
Building	Pavilion	Room Type	Room	Capacity	Description	8am - 6pm (# of Periods Used)	8am - 6pm (Total # of Periods)	8am - 6pm (% Used)	6pm - 8pm (# of Periods Used)	6pm - 8pm (Total # of Periods)	6pm - 8pm (% Used)
HE	FROST	CLAB	535	20	Computer Lab	0	49	0%	0	8	0.00%
HE	FROST	CLAS	517	60	Main Classroom	21	49	43%	0	8	0.00%
HE	FROST	CLAS	529	20	Corporate & EPG Classroom	31	49	63%	3	8	37.50%
HE	FROST	CLAS	533	40	Upper Level Classroom/Simulator	37	49	76%	0	8	0.00%
HE	FROST	LAB	514	20	Electrical Lab	9	49	18%	0	8	0.00%
HE	FROST	LAB	518	20	Power Trains Lab	9	49	18%	0	8	0.00%
HE	FROST	LAB	525	20	Engines Lab	9	49	18%	0	8	0.00%
HE	FROST	LAB	527	20	Dynanometer Lab	9	49	18%	0	8	0.00%
HE	FROST	LAB	528	20	Main Shop	7	49	14%	2	8	25.00%
HE	FROST	LAB	531	20	AM Lab	9	49	18%	0	8	0.00%
HE	FROST	LAB	532	20	Hydraulics Lab	9	49	18%	0	8	0.00%
HE	FROST	PORT	401	32	Rented Portable - HEO	36	49	73%	0	8	0.00%
LA	LAW&ARBOR	FLAB	402	35	Pest Bldg-metal lab tops	17	49	35%	0	8	0.00%
LA	LAW&ARBOR	LAB	413	36	Court Room-Restricted NR Law	24	49	49%	1	8	12.50%
LA	LAW&ARBOR	SEM	411	35	CLASSROOM-moveable	23	49	47%	0	8	0.00%
LA	LAW&ARBOR	SEM	415	30	Seminar Room	28	49	57%	0	8	0.00%
RD	RESDRILL	CLAS	603	48	SBL Dedicated Room	10	49	20%	0	8	0.00%
RD	RESDRILL	CLAS	605	42	RES DRILL/PUMPS-fixed, sink	14	49	29%	0	8	0.00%
RD	RESDRILL	CLAS	606	60	RES DRILLING-fixed, sink	23	49	47%	0	8	0.00%
RD	RESDRILL	CLAS	610	42	Geo Tech	31	49	63%	0	8	0.00%
RD	RESDRILL	CLAS	610A	42	Diamond Core Drilling	0	49	0%	0	8	0.00%

Frost Campus Utilization Charts Winter 2017

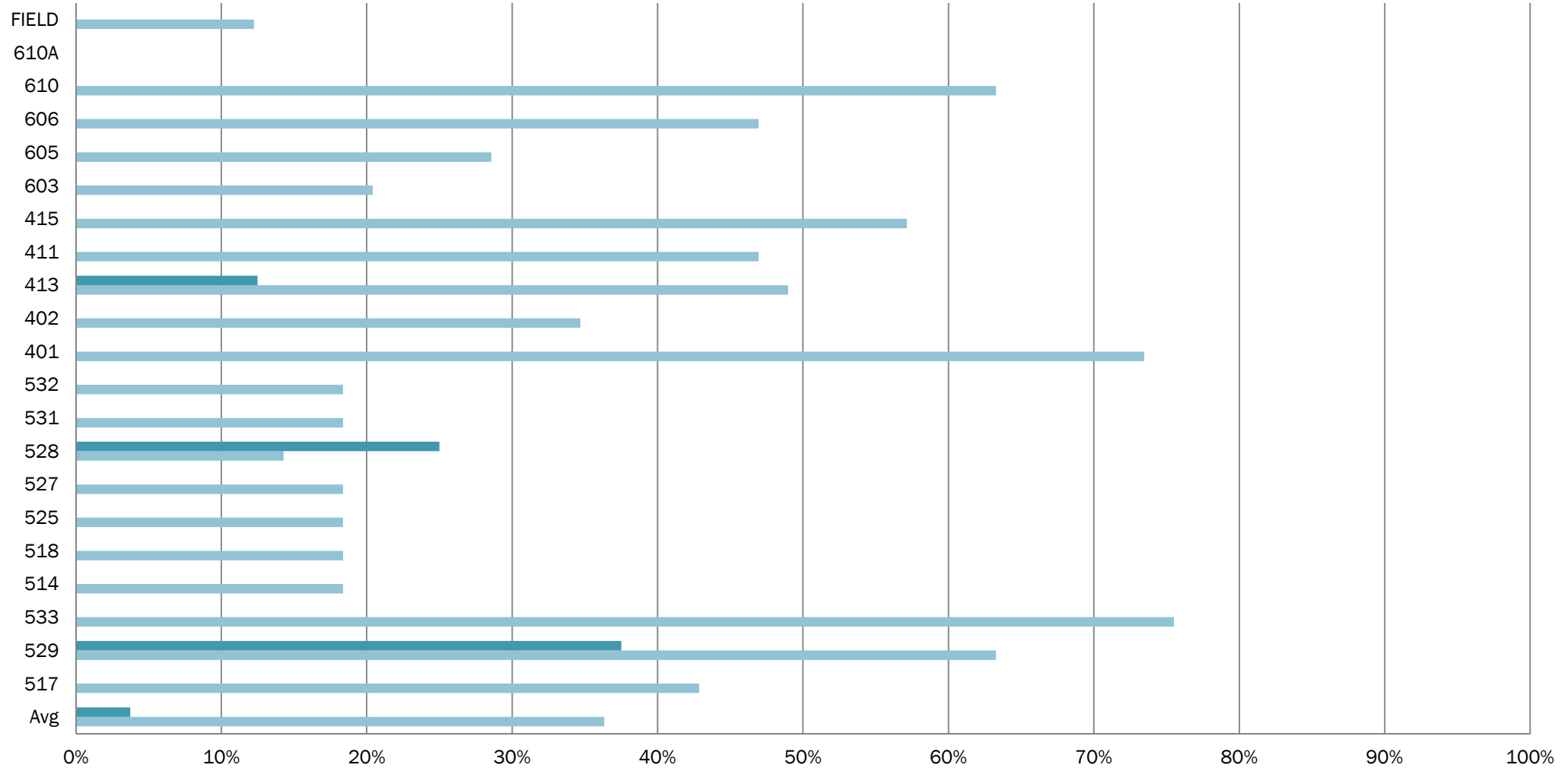


**Frost Campus Utilization Charts
Winter 2017**



Frost Campus Utilization Charts
Winter 2017

All Room Types - Frost Campus - HEO/Law&Arbor/ResDrill



	Avg	517	529	533	514	518	525	527	528	531	532	401	402	413	411	415	603	605	606	610	610A	FIELD
6pm - 8pm	3.8%	0.0%	37.5%	0.0%	0.0%	0.0%	0.0%	0.0%	25.0%	0.0%	0.0%	0.0%	0.0%	12.5%	0.0%	0.0%	0.0%	0.0%	0.0%	0.0%	0.0%	0.0%
8am - 6pm	36.3%	42.9%	63.3%	75.5%	18.4%	18.4%	18.4%	18.4%	14.3%	18.4%	18.4%	73.5%	34.7%	49.0%	46.9%	57.1%	20.4%	28.6%	46.9%	63.3%	0.0%	12.2%

Percentage (%) Use