

Sutherland Campus Utilization Table  
Fall 2017

Fall 2017- September 5 - December 15, 2017				Standard Post Secondary			Extended Day Mon.-Thurs.				
Building	Room Type	Room	Capacity	Description	8am - 6pm (# of Periods Used )	8am - 6pm (Total # of Periods)	8am - 6pm (% Used)	6pm - 8pm (# of Periods Used)	6pm - 8pm (Total # of Periods)	6pm - 8pm (% Used)	Notes
BR	CLAB	B2101	40	COMPUTER LAB (321)	40	49	81.63%	6	8	75.00%	
BR	CLAB	B2121	35	COMPUTER LAB (324)	42	49	85.71%	7	8	87.50%	
BR	CLAB	B2131	35	COMPUTER LAB (325)	41	49	83.67%	2	8	25.00%	
BR	CLAB	B2309.2	40	COMPUTER LAB (3610A)	40	49	81.63%	4	8	50.00%	
BR	CLAB	B2309.3	35	COMPUTER LAB (3610C)	39	49	79.59%	0	8	0.00%	
BR	CLAS	B3101	50	MULTI-MEDIA CLASSROOM (521)	42	49	85.71%	2	8	25.00%	
BR	CLAS	B3121	54	MULTI-MEDIA CLASSROOM (536)	42	49	85.71%	1	8	12.50%	
BR	CLAS	B3150	52	MULTI-MEDIA CLASSROOM (550)	44	49	89.80%	2	8	25.00%	
BR	CLAS	B3151	35	Active Learning Classroom (551 Math	41	49	83.67%	5	8	62.50%	
BR	CLAS	B3155	35	Active Learning Classroom (553)Math	44	49	89.80%	1	8	12.50%	
BR	CLAS	B3167	40	MULTI-MEDIA CLASSROOM (557)	47	49	95.92%	2	8	25.00%	
BR	CLAS	B3171	40	MULTI-MEDIA CLASSROOM (561)	46	49	93.88%	2	8	25.00%	Plus Booked Till 9:00 p.m. on Monday
BR	CLAS	PORT1	80	MULTI-MEDIA CLASSROOM (204/A1111)	37	49	75.51%	1	8	12.50%	
BR	CLAS	PORT10	40	MULTI-MEDIA CLASSROOM (A2123/431)	41	49	83.67%	0	8	0.00%	
BR	CLAS	PORT14	35	MULTI-MEDIA CLASSROOM (A3112/607)	31	49	79.49%	1	8	12.50%	
BR	CLAS	PORT15	40	MULTI-MEDIA CLASSROOM (1159)	38	49	77.55%	1	8	12.50%	
BR	CLAS	PORT16	40	MULTI-MEDIA CLASSROOM (A1130)	33	49	67.35%	2	8	25.00%	
BR	CLAS	PORT2	40	MULTI-MEDIA CLASSROOM (A1123/212)	39	49	79.59%	0	8	0.00%	
BR	CLAS	PORT3	40	MULTI-MEDIA CLASSROOM (A1134/237)	38	49	77.55%	1	8	12.50%	
BR	CLAS	PORT4	40	MULTI-MEDIA CLASSROOM (A1138/238)	36	49	73.47%	2	8	25.00%	
BR	CLAS	PORT5	40	MULTI-MEDIA CLASSROOM (243)	36	49	73.47%	0	8	0.00%	
BR	CLAS	PORT7	40	MULTI-MEDIA CLASSROOM (A3120/603)	39	49	79.59%	0	8	0.00%	
BR	LAB	A1110	30	HEALTH LAB A (Paramedic)	20	49	40.82%	0	8	0.00%	
BR	LAB	A1120	30	HEALTH LAB B (Nursing/PSW)	24	49	48.98%	0	8	0.00%	
BR	LAB	A1122	30	HEALTH LAB C (Nursing/POA/PSW)	21	49	42.86%	1	8	12.50%	
BR	LAB	A2129.1	24	EST Mani/Pedi Lab (432)	24	49	48.98%	2	8	25.00%	
BR	LAB	A2167	24	EST Body Treatment Lab (454)	28	49	57.14%	2	8	25.00%	
BR	LAB	A3152	30	FULFORDS - RESTAURANT (632)	25	49	51.02%	2	8	25.00%	
BR	LAB	A3160	30	CHEMISTRY LAB (635)	49	49	100.00%	8	8	100.00%	Plus booked till 9:00 p.m. on Tuesay & Wednesday and 10:00 p.m. on Monday & Thursday and 7:00 p.m. on Friday.

Sutherland Campus Utilization Table  
Fall 2017

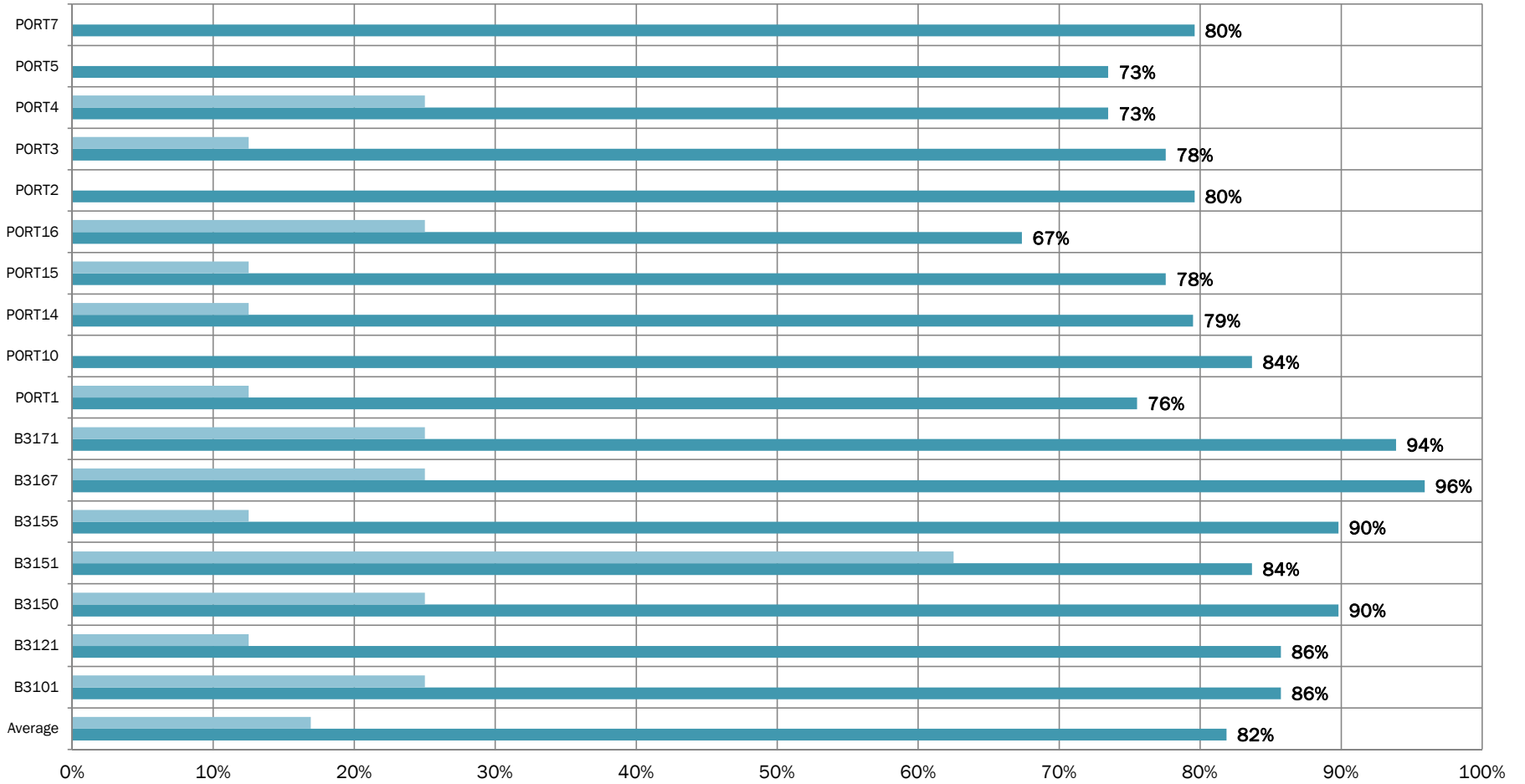
Fall 2017- September 5 - December 15, 2017					Standard Post Secondary			Extended Day Mon.-Thurs.			Notes
Building	Room Type	Room	Capacity	Description	8am - 6pm (# of Periods Used )	8am - 6pm (Total # of Periods)	8am - 6pm (% Used)	6pm - 8pm (# of Periods Used)	6pm - 8pm (Total # of Periods)	6pm - 8pm (% Used)	
BR	LAB	A3168	22	FOOD LAB (652)	32	49	65.31%	0	8		Plus Overlapped for 4 Hours on Tuesday.
BR	LAB	B2106	30	CICE ROOM (322) (DEDICATED)	21	49	42.86%	0	8	0.00%	
	LAB	B2143	35	FORENSICS LAB (327)	8	49	16.33%	0	8	0.00%	
BR	LAB	B2181	35	HARDWARE LAB (352)	43	49	87.76%	8	8	100.00%	
BR	LAB	B2309.1	24	WIN RF LAB (3610B)	40	49	81.63%	4	8	50.00%	Plus booked Wednesday 8-10:00 p.m.
BR	LAB	B2315.2	30	CISCO LAB (3611)	36	49	73.47%	1	8	12.50%	
BR	LAB	B2315.3	24	CISCO/WIN LAB (3611)	40	49	81.63%	6	8	75.00%	
BR	LAB	B2319	30	COMPUTER SECURITY LAB (CSI) (3615)	44	49	89.80%	8	8	100.00%	
BR	LAB	B2329	30	DISPENSING LAB (3617)	28	49	57.14%	0	8	0.00%	
	LAB	B2341.2	15	ASEPTIC LAB (3618A)	0	49	Not Used in FALL	0	8	0.00%	
BR	LAB	B3102	35	SEMINAR ROOM - Biology (522)	36	49	73.47%	0	8	0.00%	
BR	LAB	B3200	30	ENGINEERING COMMONS (was3701C)	12	49	24.49%	0	8	0.00%	
BR	LAB	B3200.1	30	INSTRUMENTION TRAINERS (3701B)	4	49	8.16%	0	8	0.00%	
BR	LAB	B3200.3	30	ELECTRONICS - PNEUMATICS (3701F)	12	49	24.49%	0	8	0.00%	
BR	LAB	B3200.4	20	LAB VOLT (3701A)	24	49	48.98%	0	8	0.00%	
BR	LAB	B3200.6	30	ELECTRONICS (3701H)	33	49	67.35%	0	8	0.00%	
BR	LAB	B3200.7	30	PLC - ELECTRONICS (3701E)	28	49	57.14%	0	8	0.00%	
BR	LAB	B3302	35	HIM Dedicated Lab (5907)	24	49	48.98%	0	8	0.00%	
BR	LAB	C0102	20	CLASSROOM (HIGH SCHOOL DEDICATED)	36	49	73.47%	0	8	0.00%	Not normally part of scheduling
BR	LAB	C1306	25	ART CONSERVATION LAB (175) DEDICATED	21	49	42.86%	0	8	0.00%	
BR	LAB	C2159	40	COURT ROOM / BIO SEM (A1156/380)	33	49	67.35%	0	8	0.00%	
BR	LAB	PORT11	35	CYW Preferred (A1163/236)	42	49	85.71%	0	8	0.00%	
BR	LECT	B3100	210	WHETUNG LECTURE THEATRE (519)	40	49	81.63%	0	8	0.00%	
BR	LECT	B3250	150	LECTURE THEATRE/E-PRESENTAT (3700)	43	49	87.76%	0	8	0.00%	
BR	LECT	C2125	143	LECTURE THEATRE (AV sets up) (374)	45	49	91.84%	0	8	0.00%	
BR	MLAB	A2135	24	MASSAGE THERAPY LAB/CLINIC (433)	25	49	51.02%	4	8	50.00%	
BR	MLAB	A2137	24	MASSAGE THERAPY LAB (434)	13	49	26.53%	4	8	50.00%	
BR	SEM	B3179	45	MULTI-MEDIA SEMINAR RM (567)	44	49	89.80%	2	8	25.00%	
BR	SEM	B3181	45	MULTI-MEDIA SEMINAR ROOM(567 split)	45	49	91.84%	6	8	75.00%	
BR	SEM	PORT12	40	MULTI-MEDIA SEMINAR RM (A1152/244)	33	49	67.35%	0	8	0.00%	
BR	SEM	PORT13	40	MULTI-MEDIA SEMINAR RM (A1156/240)	40	49	81.63%	3	8	37.50%	

Sutherland Campus Utilization Table  
Fall 2017

Fall 2017- September 5 - December 15, 2017					Standard Post Secondary			Extended Day Mon.-Thurs.			
Building	Room Type	Room	Capacity	Description	8am - 6pm (# of Periods Used )	8am - 6pm (Total # of Periods)	8am - 6pm (% Used)	6pm - 8pm (# of Periods Used)	6pm - 8pm (Total # of Periods)	6pm - 8pm (% Used)	Notes
BR	SEM	PORT6	40	MULTI-MEDIA SEMINAR ROOM(C2131/377)	37	49	75.51%	0	8	0.00%	
	SEM	PORT8	40	MULTI-MEDIA SEMINAR ROOM(A1131/232)	39	49	79.59%	3	8	37.50%	
BR	SEM	PORT9	40	MULTI-MEDIA SEMINAR ROOM(A1142/241)	41	49	83.67%	2	8	25.00%	
BR	SMRT	B3310	40	SMART ROOM / E-PRESENTATION (5909)	42	49	85.71%	1	8	12.50%	
BR	SMRT	B3316	40	SMART ROOM / E-PRESENTATION (5915)	43	49	87.76%	0	8	0.00%	
BR	SMRT	B3320	40	SMART ROOM / E-PRESENTATION (5919)	37	49	75.51%	3	8	37.50%	
WE	GYM	1	30	WELLNESS CENTRE	35	43	81.40%	N/A ONLY AVAIL	8:30 - 5:30 P.M.		
<b>*DOES NOT INCLUDE ANY ADHOC OR ADDITIONAL BOOKINGS DUE TO STRIKE OR EXTENSION OF TERM</b>											

**Sutherland Campus Utilization Charts  
Fall 2017**

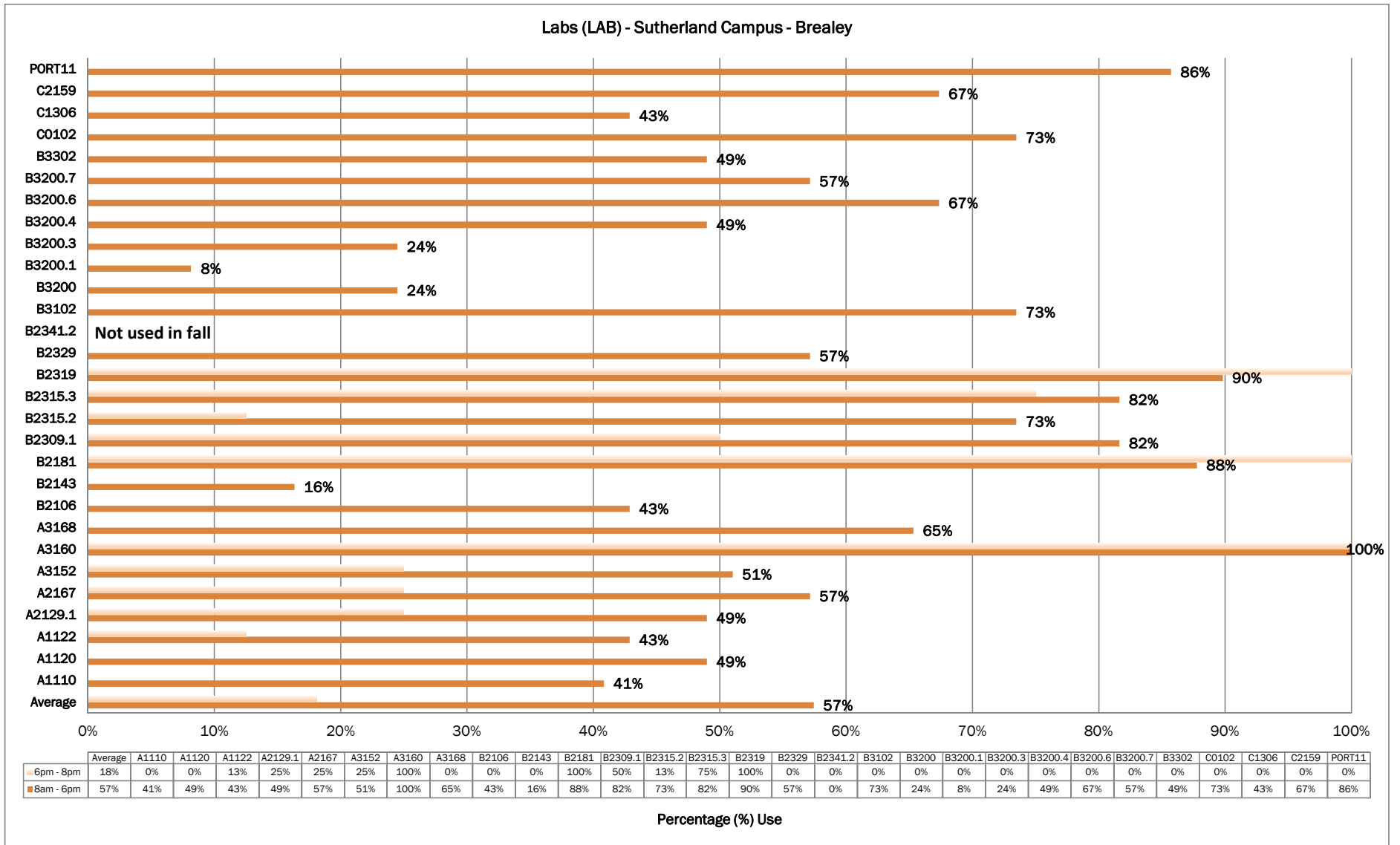
**Classrooms (CLAS) - Sutherland Campus - Brealey**



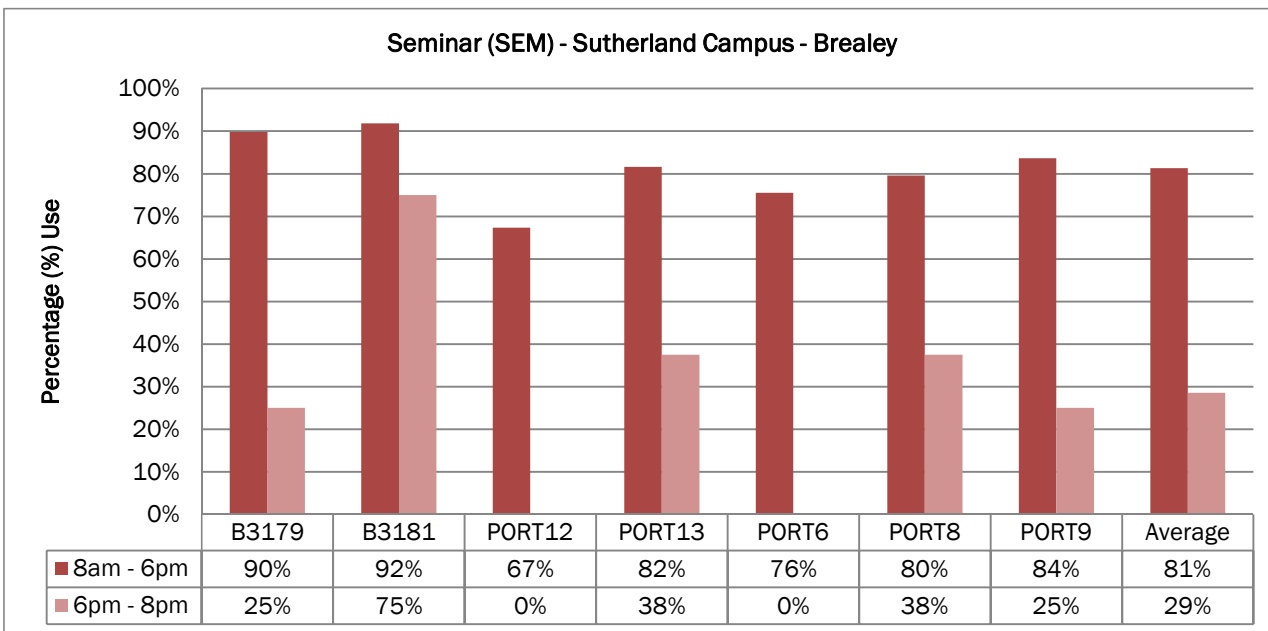
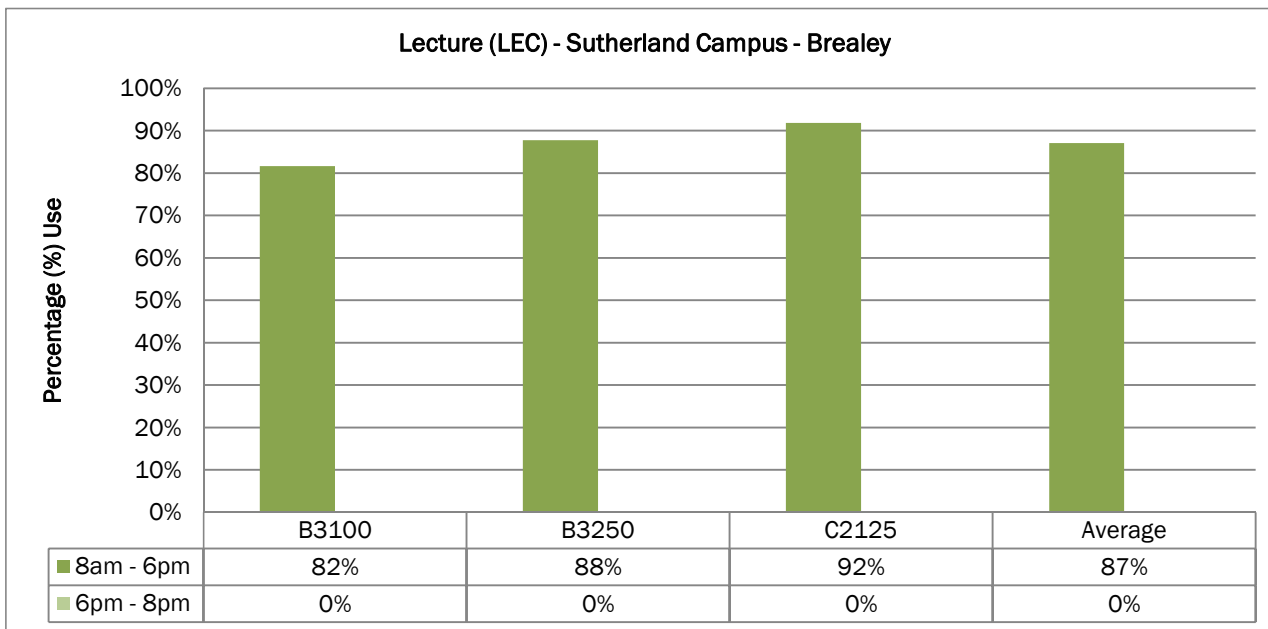
	Average	B3101	B3121	B3150	B3151	B3155	B3167	B3171	PORT1	PORT10	PORT14	PORT15	PORT16	PORT2	PORT3	PORT4	PORT5	PORT7
6pm - 8pm	17%	25%	13%	25%	63%	13%	25%	25%	13%	0%	13%	13%	25%	0%	13%	25%	0%	0%
8am - 6pm	82%	86%	86%	90%	84%	90%	96%	94%	76%	84%	79%	78%	67%	80%	78%	73%	73%	80%

**Percentage (%) Use**

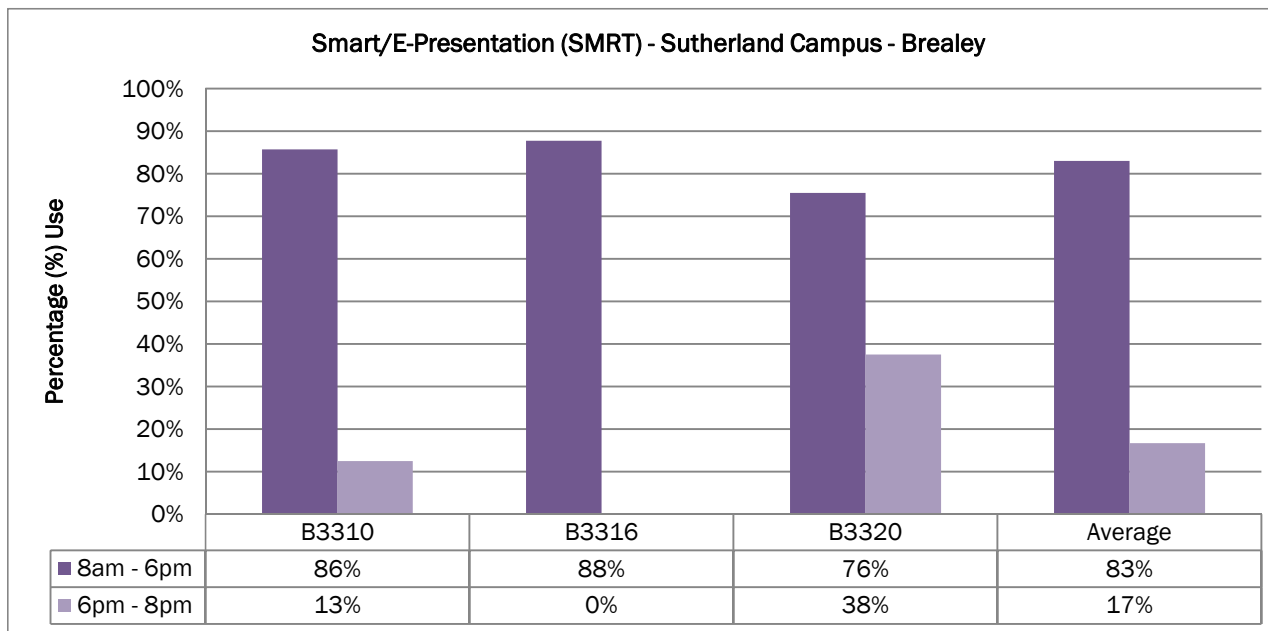
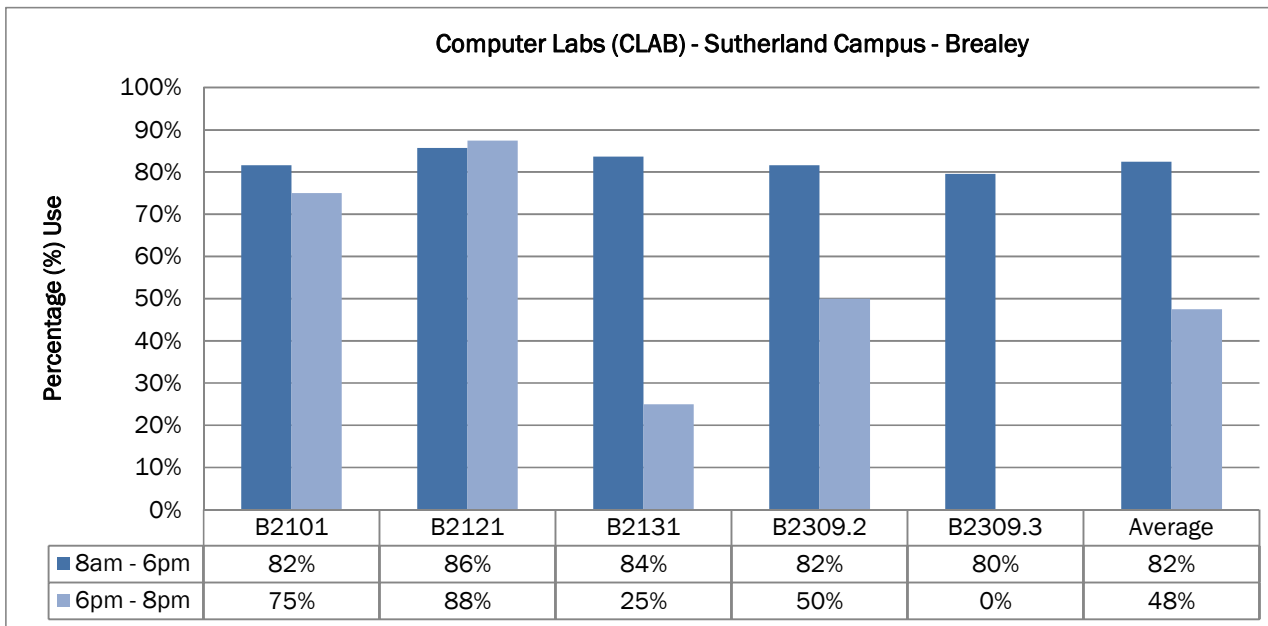
### Sutherland Campus Utilization Charts Fall 2017



**Sutherland Campus Utilization Charts  
Fall 2017**



**Sutherland Campus Utilization Charts  
Fall 2017**



**Sutherland Campus Utilization Charts  
Fall 2017**

