

Sutherland Campus Utilization Table  
Winter 2018

Winter 2018 - January 15, 2018 - April 27, 2018					Standard Post Secondary			Extended Day Mon.-Thurs.			Notes
Building	Room Type	Room	Capacity	Description	8am - 6pm (# of Periods Used)	8am - 6pm (Total # of Periods)	8am - 6pm (% Used)	6pm - 8pm (# of Periods Used)	6pm - 8pm (Total # of Periods)	6pm - 8pm (% Used)	
BR	CLAB	B2101	40	COMPUTER LAB (321)	47	49	96%	5	8	63%	
BR	CLAB	B2121	35	COMPUTER LAB (324)	43	49	88%	3	8	38%	
BR	CLAB	B2131	35	COMPUTER LAB (325)	41	49	84%	0	8	0%	
BR	CLAB	B2309.1	40	COMPUTER LAB (3610B)	45	49	92%	3	8	38%	
BR	CLAS	B3101	50	MULTI-MEDIA CLASSROOM (521)	46	49	94%	3	8	38%	
BR	CLAS	B3121	54	MULTI-MEDIA CLASSROOM (536)	46	49	94%	5	8	63%	
BR	CLAS	B3150	52	MULTI-MEDIA CLASSROOM (550)	46	49	94%	5	8	63%	
BR	CLAS	B3151	35	Active Learning Classroom (551 Math	44	49	90%	3	8	38%	
BR	CLAS	B3155	35	Active Learning Classroom (553)Math	41	49	84%	0	8	0%	
BR	CLAS	B3167	40	MULTI-MEDIA CLASSROOM (557)	47	49	96%	2	8	25%	
BR	CLAS	B3171	40	MULTI-MEDIA CLASSROOM (561)	44	49	90%	3	8	38%	
BR	CLAS	PORT1	80	MULTI-MEDIA CLASSROOM (204/A1111)	48	49	98%	1	8	13%	
BR	CLAS	PORT10	40	MULTI-MEDIA CLASSROOM (A2123/431)	44	49	90%	1	8	13%	
BR	CLAS	PORT14	35	MULTI-MEDIA CLASSROOM (A3112/607)	42	49	86%	0	8	0%	
BR	CLAS	PORT15	40	MULTI-MEDIA CLASSROOM (1159)	43	49	88%	1	8	13%	
BR	CLAS	PORT16	40	MULTI-MEDIA CLASSROOM (A1130)	42	49	86%	1	8	13%	
BR	CLAS	PORT2	40	MULTI-MEDIA CLASSROOM (A1123/212)	46	49	94%	2	8	25%	
BR	CLAS	PORT3	40	MULTI-MEDIA CLASSROOM (A1134/237)	46	49	94%	4	8	50%	
BR	CLAS	PORT4	40	MULTI-MEDIA CLASSROOM (A1138/238)	40	49	82%	2	8	25%	
BR	CLAS	PORT5	40	MULTI-MEDIA CLASSROOM (243)	41	49	84%	1	8	13%	
BR	CLAS	PORT7	40	MULTI-MEDIA CLASSROOM (A3120/603)	41	49	84%	3	8	38%	
BR	LAB	A1110	30	HEALTH LAB A (Paramedic)	15	49	31%	2	8	25%	
BR	LAB	A1120	30	HEALTH LAB B (Nursing/PSW)	36	49	73%	4	8	50%	
BR	LAB	A1122	30	HEALTH LAB C (Nursing/POA/PSW)	16	49	33%	0	8	0%	
BR	LAB	A2129.1	24	EST Mani/Pedi Lab (432)	23	49	47%	2	8	25%	
BR	LAB	A2167	24	EST Body Treatment Lab (454)	33	49	67%	3	8	38%	
BR	LAB	A3152	30	FULFORDS - RESTAURANT (632)	23	49	47%	0	8	0%	
BR	LAB	A3160	30	CHEMISTRY LAB (635)	41	49	84%	8	8	100.00%	Plus booked till 9:00 p.m. on Wednesday & Wednesday and 10:00 p.m. on Monday & Tuesday.
BR	LAB	A3168	22	FOOD LAB (652)	36	49	73%	2	8	25.00%	
BR	LAB	B2106	30	CICE ROOM (322) (DEDICATED)	24	49	49%	0	8	0.00%	
	LAB	B2143	35	FORENSICS LAB (327)	23	49	47%	0	8	0.00%	

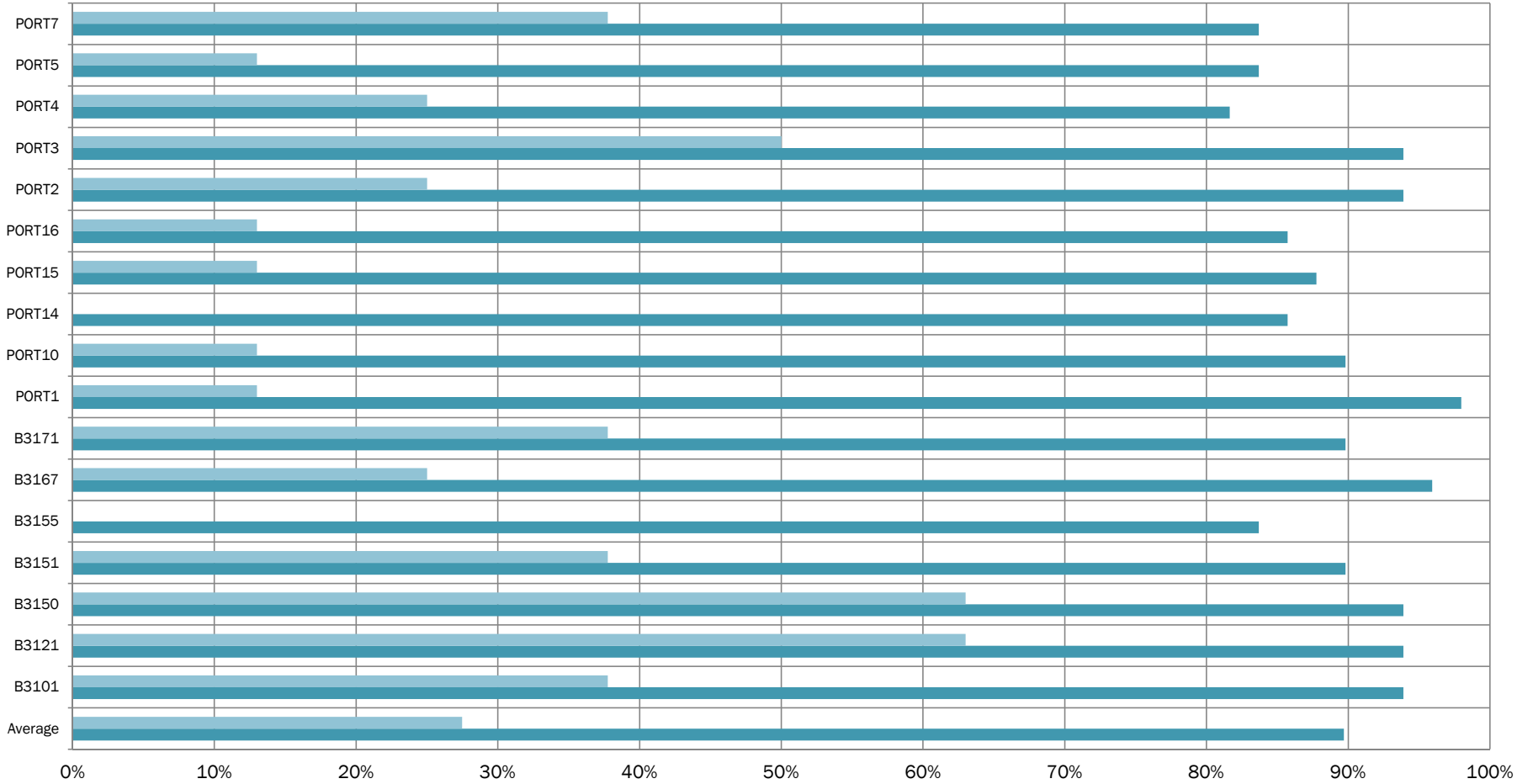
Sutherland Campus Utilization Table  
Winter 2018

Winter 2018 - January 15, 2018 - April 27, 2018					Standard Post Secondary			Extended Day Mon.-Thurs.			Notes
Building	Room Type	Room	Capacity	Description	8am - 6pm (# of Periods Used)	8am - 6pm (Total # of Periods)	8am - 6pm (% Used)	6pm - 8pm (# of Periods Used)	6pm - 8pm (Total # of Periods)	6pm - 8pm (% Used)	
BR	LAB	B2181	35	HARDWARE LAB (352)	35	49	71%	7	8	88.00%	
BR	LAB	B2309.2	24	WIN RF LAB (3610A)	46	49	94%	8	8	100.00%	Plus Booked till 9 Tuesday and 10 on Wednesday and Thursday night
BR	LAB	B2309.3	30	CISCO LAB (3610C)	45	49	92%	7	8	88.00%	Plus booked Till 9 on Tuesday
BR	LAB	B2315.2	24	CISCO/WIN LAB (3611)	46	49	94%	8	8	100.00%	
BR	LAB	B2319	30	COMPUTER SECURITY LAB (CSI) (3615)	22	49	45%	2	8	25.00%	
BR	LAB	B2329	30	DISPENSING LAB (3617)	36	49	73%	0	8	0.00%	
	LAB	B2341.2	15	ASEPTIC LAB (3618A)	18	49	37%	0	8	0.00%	
BR	LAB	B3102	35	SEMINAR ROOM - Biology (522)	43	49	88%	0	8	0.00%	
BR	LAB	B3200	30	ENGINEERING COMMONS (was3701C)	6	49	12%	0	8	0.00%	
BR	LAB	B3200.1	30	INSTRUMENTION TRAINERS (3701B)	26	49	53%	0	8	0.00%	
BR	LAB	B3200.3	30	ELECTRONICS - PNEUMATICS (3701F)	20	49	41%	2	8	25.00%	
BR	LAB	B3200.4	20	LAB VOLT (3701A)	39	49		2	8	25.00%	
BR	LAB	B3200.6	30	ELECTRONICS (3701H)	36	49	73%	6	8	75.00%	Plus Booked Till 10 Monday and 9 Tuesday night
BR	LAB	B3200.7	30	PLC - ELECTRONICS (3701E)	42	49	86%	4	8	50.00%	Plus booked till 10 Monday night
BR	LAB	B3302	35	HIM Dedicated Lab (5907)	32	49	65%	0	8	0%	
BR	LAB	C0102	20	CLASSROOM (HIGH SCHOOL DEDICATED)	39	49	80%	0	8	0%	
BR	LAB	C1306	25	ART CONSERVATION LAB (175) DEDICATED	25	49	51%	0	8	0%	
BR	LAB	C2159	40	COURT ROOM / BIO SEM (A1156/380)	41	49	84%	4	8	50%	
BR	LAB	PORT11	35	CYW Preferred (A1163/236)	28	49	57%	0	8	0%	
BR	LECT	B3100	210	WHETUNG LECTURE THEATRE (519)	43	49	88%	0	8	0%	
BR	LECT	B3250	150	LECTURE THEATRE/E-PRESENTAT (3700)	45	49	92%	0	8	0%	
BR	LECT	C2125	143	LECTURE THEATRE (AV sets up) (374)	49	49	100%	4	8	50.00%	Plus Booked till 9 Monday night
BR	MLAB	A2135	24	MASSAGE THERAPY LAB/CLINIC (433)	30	49	61%	6	8	75%	
BR	MLAB	A2137	24	MASSAGE THERAPY LAB (434)	28	49	57%	6	8	75%	
BR	SEM	B3179	45	MULTI-MEDIA SEMINAR RM (567)	47	49	96%	3	8	38%	
BR	SEM	B3181	45	MULTI-MEDIA SEMINAR ROOM(567 split)	44	49	90%	3	8	38%	
BR	SEM	PORT12	40	MULTI-MEDIA SEMINAR RM (A1152/244)	43	49	88%	0	8	0%	
BR	SEM	PORT13	40	MULTI-MEDIA SEMINAR RM (A1156/240)	43	49	88%	3	8	38%	
BR	SEM	PORT6	40	MULTI-MEDIA SEMINAR ROOM(C2131/377)	45	49	92%	2	8	25%	



Sutherland Campus Utilization Charts  
Winter 2018

Classrooms (CLAS) - Sutherland Campus - Brealey

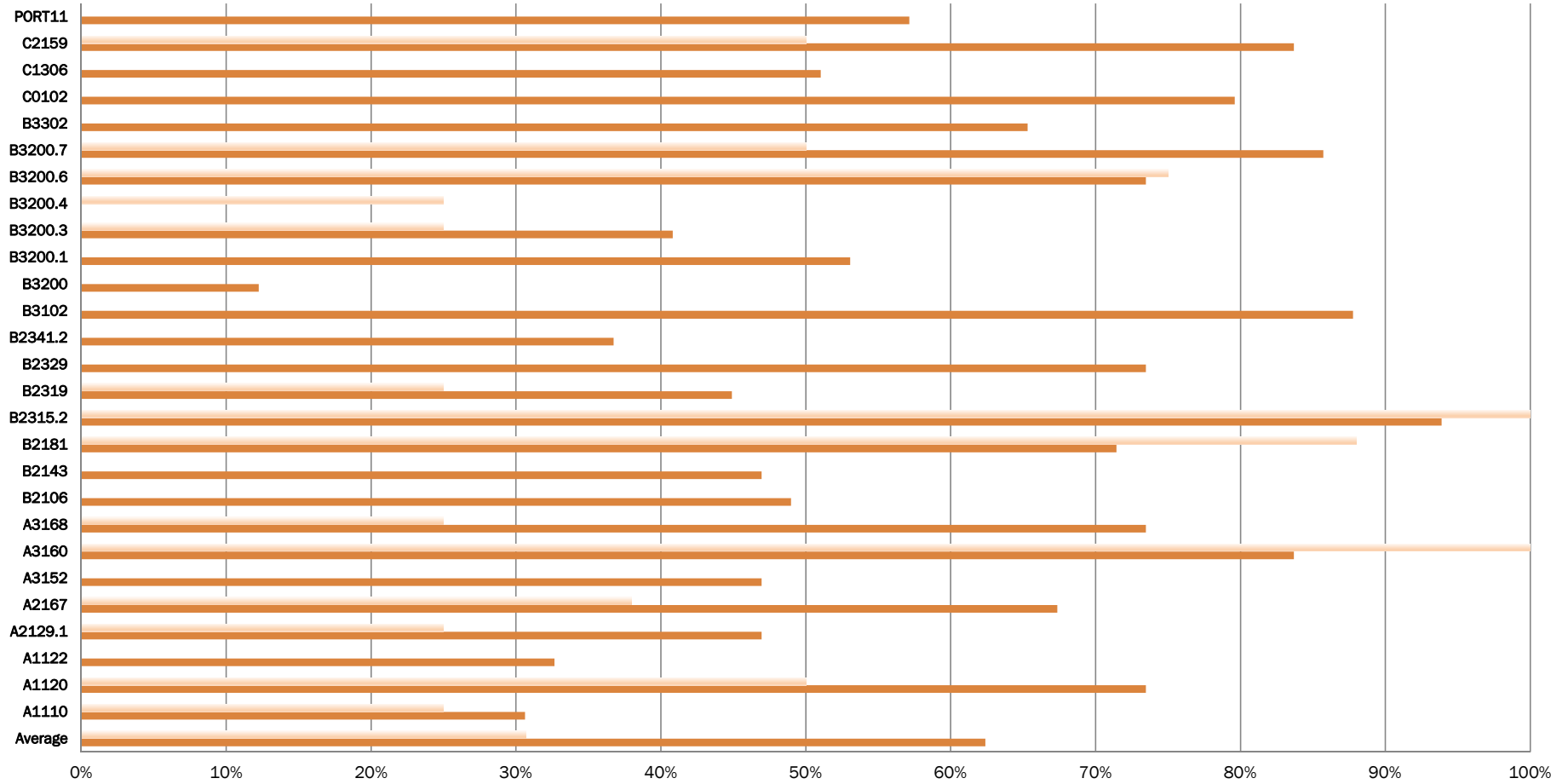


	Average	B3101	B3121	B3150	B3151	B3155	B3167	B3171	PORT1	PORT10	PORT14	PORT15	PORT16	PORT2	PORT3	PORT4	PORT5	PORT7
6pm - 8pm	27%	38%	63%	63%	38%	0%	25%	38%	13%	13%	0%	13%	13%	25%	50%	25%	13%	38%
8am - 6pm	90%	94%	94%	94%	90%	84%	96%	90%	98%	90%	86%	88%	86%	94%	94%	82%	84%	84%

Percentage (%) Use

### Sutherland Campus Utilization Charts Winter 2018

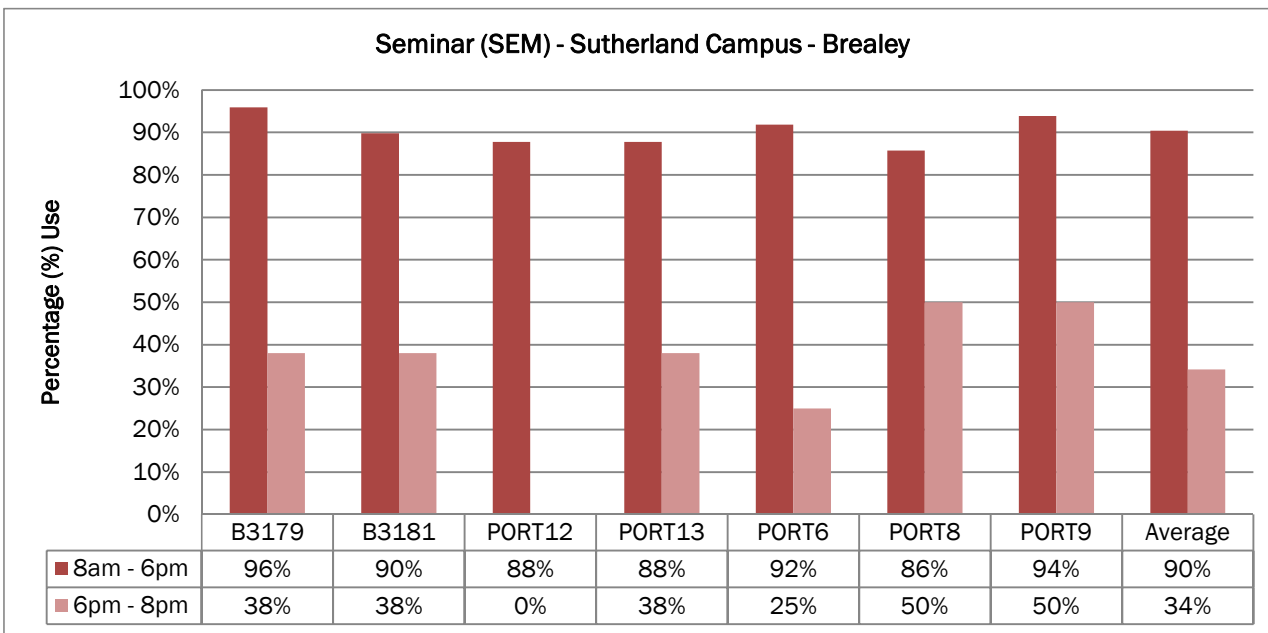
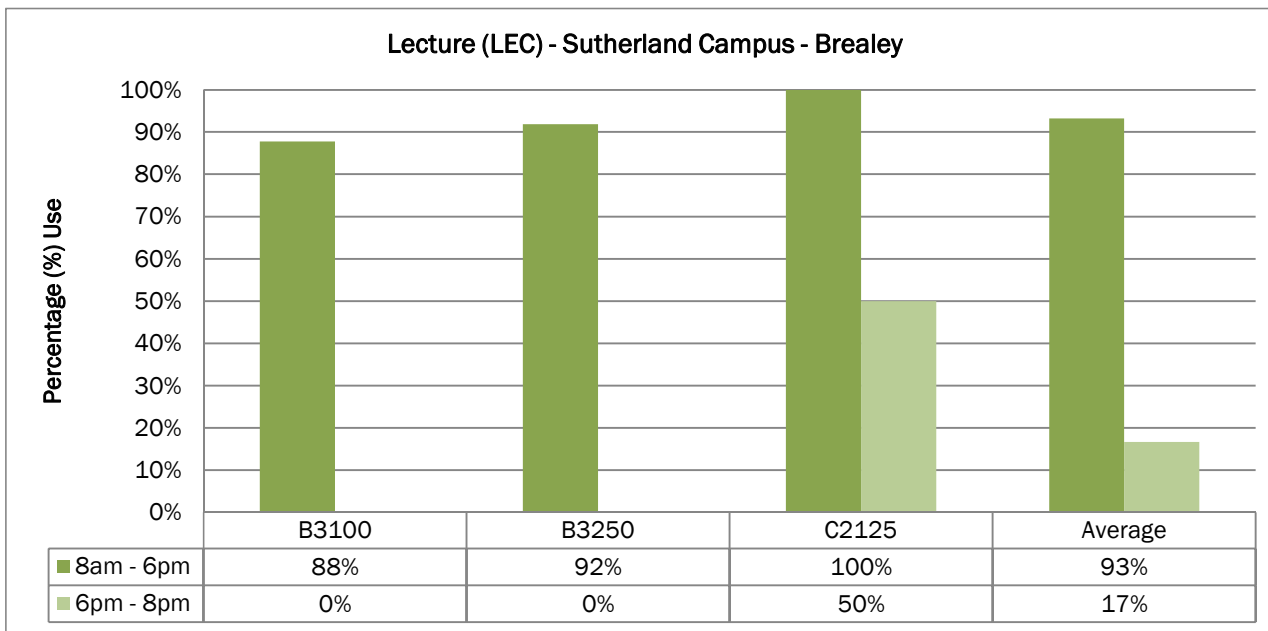
#### Labs (LAB) - Sutherland Campus - Brealey



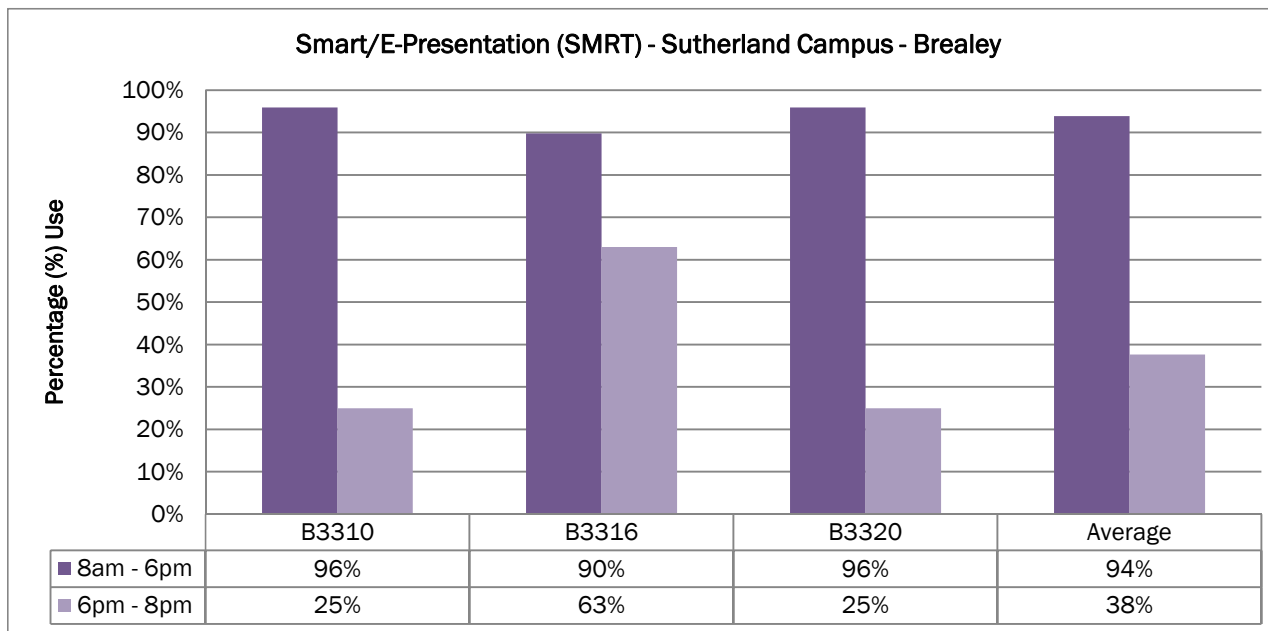
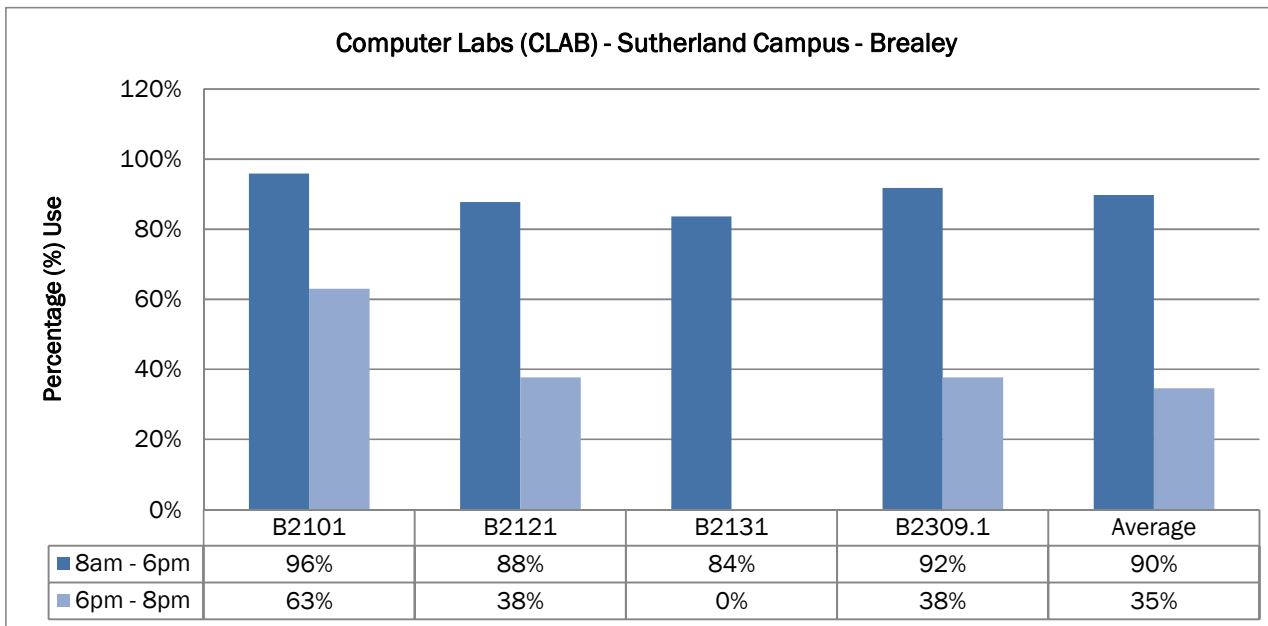
	Average	A1110	A1120	A1122	A2129.1	A2167	A3152	A3160	A3168	B2106	B2143	B2181	B2315.2	B2319	B2329	B2341.2	B3102	B3200	B3200.1	B3200.3	B3200.4	B3200.6	B3200.7	B3302	C0102	C1306	C2159	PORT11
6pm - 8pm	31%	25%	50%	0%	25%	38%	0%	100%	25%	0%	0%	88%	100%	25%	0%	0%	0%	0%	0%	25%	25%	75%	50%	0%	0%	0%	50%	0%
8am - 6pm	62%	31%	73%	33%	47%	67%	47%	84%	73%	49%	47%	71%	94%	45%	73%	37%	88%	12%	53%	41%	0%	73%	86%	65%	80%	51%	84%	57%

Percentage (%) Use

**Sutherland Campus Utilization Charts  
Winter 2018**



### Sutherland Campus Utilization Charts Winter 2018



Sutherland Campus Utilization Charts  
 Winter 2018

