

Sutherland Campus Utilization Table  
Fall 2018

Fall 2018 -September 4 - December 14, 2018					Standard Post Secondary			Extended Day Mon.-Thurs.			Notes
Building	RoomType	Room	Capacity	Description	8am - 6pm (# of Periods Used)	8am - 6pm (Total # of Periods)	8am - 6pm (% Used)	6pm - 8pm (# of Periods Used)	6pm - 8pm (Total # of Periods)	6pm - 8pm (% Used)	
BR	BSEM	A1143	40	SEMINAR ROOM - Bio (A1156)	26	49	53%	0	8	0%	
BR	BSEM	A1149	40	SEMINAR ROOM - Bio (A1152)	27	49	55%	0	8	0%	
BR	CLAS	A1111	48	MULTI-MEDIA CLASSROOM (204)	39	49	80%	7	8	88%	
BR	CLAS	B2150	35	MULTI-MEDIA CLASSROOM (FDR Room)	49	49	100%	6	8	75%	
BR	CLAS	B3101	50	MULTI-MEDIA CLASSROOM (521)	45	49	92%	2	8	25%	
BR	CLAS	B3102	35	MULTI-MEDIA CLASSROOM (522)	37	49	76%	6	8	75%	
BR	CLAS	B3121	54	MULTI-MEDIA CLASSROOM (536)	45	49	92%	6	8	75%	
BR	CLAS	B3150	52	MULTI-MEDIA CLASSROOM (550)	46	49	94%	5	8	63%	
BR	CLAS	B3151	35	Active Learning Classroom (551 Math	45	49	92%	6	8	75%	
BR	CLAS	B3155	35	Active Learning Classroom (553)Math	47	49	96%	6	8	75%	
BR	CLAS	B3167	40	MULTI-MEDIA CLASSROOM (557)	45	49	92%	7	8	88%	
BR	CLAS	B3171	40	MULTI-MEDIA CLASSROOM (561)	45	49	92%	8	8	100%	
BR	CLAS	C2159	40	MULTIMEDIA CLASSROOM (A1156/380)	45	49	92%	4	8	50%	
BR	LAB	A1110	30	HEALTH LAB A (Paramedic)	20	49	41%	0	8	0%	
BR	LAB	A1120	30	HEALTH LAB B (Nursing/PSW)	27	49	55%	2	8	25%	
BR	LAB	A1122	30	HEALTH LAB C (Nursing/POA/PSW)	12	49	24%	0	8	0%	
BR	LAB	A1156	24	COURTROOM	14	49	29%	0	8	0%	
BR	LAB	A2116	30	ACTIVE LIFESTYLE LAB	23	49	47%	0	8	0%	
BR	LAB	A2129.2	24	EST Mani/Pedi Lab (A2129.1/432)	25	49	51%	2	8	25%	
BR	LAB	A2129.3	24	EST Body Treatment Lab (A2167/454)	25	49	51%	2	8	25%	
BR	LAB	A3132	20	COLD PREP LAB	12	49	24%	0	8	0%	
BR	LAB	A3133	30	FULFORDS - RESTAURANT (A3152/632)	24	49	49%	2	8	25%	
BR	LAB	A3134	30	SCIENCE LAB	27	49	55%	1	8	13%	
BR	LAB	A3135	30	CHEMISTRY LAB (A3160/635)	44	49	90%	4	8	50%	
BR	LAB	A3145	30	FOOD LAB (A3168/652)	36	49	73%	3	8	38%	
BR	LAB	B2106	30	CICE ROOM (322)	20	49	41%	0	8	0%	
BR	LAB	B2143	35	FORENSICS LAB (327)	8	49	16%	0	8	0%	
BR	LAB	B2319	30	COMPUTER SECURITY LAB (CSI) (3615)	35	49	71%	6	8	75.00%	
BR	LAB	B2329	30	DISPENSING LAB (3617)	12	49	24%	2	8	25.00%	
BR	LAB	B2341.2	15	ASEPTIC LAB (3618A)	0	49	0%	0	8	0.00%	
BR	LAB	B3200	30	ENGINEERING COMMONS (was3701C)	12	49	24%	4	8	50.00%	

Sutherland Campus Utilization Table  
Fall 2018

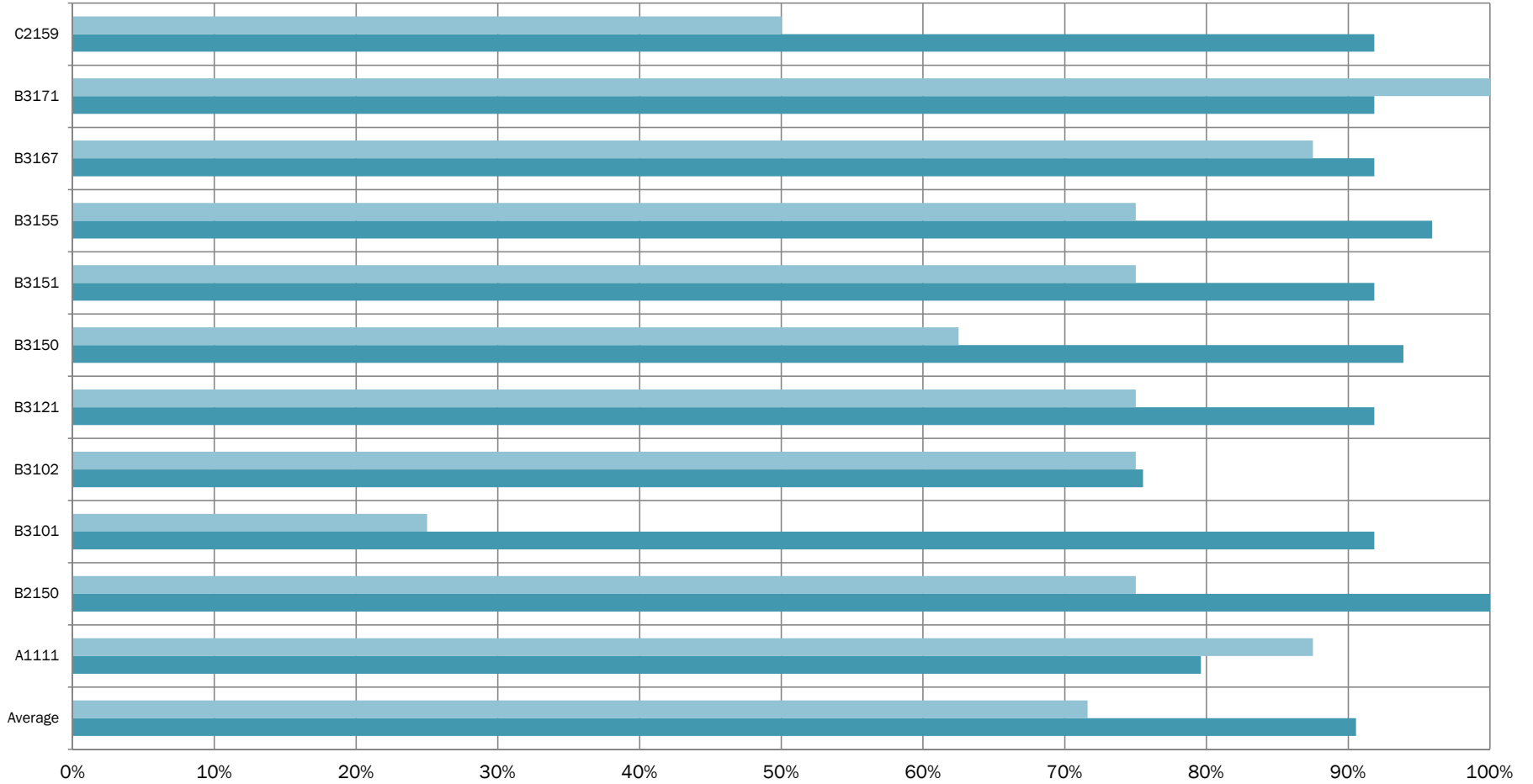
Fall 2018 -September 4 - December 14, 2018					Standard Post Secondary			Extended Day Mon.-Thurs.			Notes
Building	RoomType	Room	Capacity	Description	8am - 6pm (# of Periods Used)	8am - 6pm (Total # of Periods)	8am - 6pm (% Used)	6pm - 8pm (# of Periods Used)	6pm - 8pm (Total # of Periods)	6pm - 8pm (% Used)	
BR	LAB	B3200.1	30	INSTRUMENTATION TRAINERS (3701B)	8	49	16%	0	8	0.00%	
BR	LAB	B3200.3	30	ELECTRONICS - PNEUMATICS (3701F)	22	49	45%	2	8	25.00%	
BR	LAB	B3200.4	20	LAB VOLT (3701A)	30	49	61%	4	8	50.00%	
BR	LAB	B3200.6	30	ELECTRONICS (3701H)	45	49	92%	6	8	75.00%	
BR	LAB	B3200.7	30	PLC - ELECTRONICS (3701E)	36	49	73%	6	8	75.00%	
BR	LAB	B3302	35	HIM Dedicated Lab (5907)	24	49	49%	0	8	0.00%	
BR	LAB	C0102	20	CLASSROOM (HIGH SCHOOL DEDICATED)	35	49	71%	0	8	0.00%	
BR	LAB	C1306	25	ART CONSERVATION LAB (175)	22	49	45%	0	8	0.00%	
BR	LECT	B3100	210	WHETUNG LECTURE THEATRE (519)	48	49	98%	7	8	87.50%	
BR	LECT	B3250	150	LECTURE THEATRE/E-PRESENTAT (3700)	49	49	100%	4	8	50.00%	
BR	LECT	C2125	143	LECTURE THEATRE (AV sets up) (374)	48	49	98%	8	8	100.00%	
BR	MLAB	A2135	24	MASSAGE THERAPY LAB/CLINIC (433)	24	49	49%	4	8	50.00%	
BR	MLAB	A2137	24	MASSAGE THERAPY LAB (434)	26	49	53%	4	8	50.00%	
BR	SEM	A1134	40	MULTI-MEDIA SEMINAR ROOM (237)	43	49	88%	4	8	50.00%	
BR	SEM	A1138	40	MULTI-MEDIA SEMINAR ROOM (238)	44	49	90%	8	8	100%	
BR	SEM	A1142	40	MULTI-MEDIA SEMINAR ROOM(241)	44	49	90%	6	8	75%	
BR	SEM	A1146	40	MULTI-MEDIA SEMINAR ROOM (243)	46	49	94%	5	8	63%	
BR	SEM	A3110	40	MULTI-MEDIA SEMINAR ROOM (631)	43	49	88%	4	8	50%	
BR	SEM	A3111	40	MULTI-MEDIA SEMINAR ROOM (637)	39	49	80%	6	8	75%	
BR	SEM	A3116	40	MULTI-MEDIA SEMINAR RM (A3147/613)	47	49	96%	7	8	88%	
BR	SEM	A3124	40	MULTI-MEDIA SEMINAR RM (A3112/607)	44	49	90%	6	8	75%	
BR	SEM	A3140	40	MULTI-MEDIA CLASSROOM (A3120/603)	48	49	98%	6	8	75.00%	
BR	SEM	B3179	45	MULTI-MEDIA SEMINAR ROOM (567)	47	49	96%	6	8	75%	
BR	SEM	B3181	45	MULTI-MEDIA SEMINAR ROOM(567 split)	47	49	96%	3	8	38%	
BR	SMRT	B3310	40	SMART ROOM / E-PRESENTATION (5909)	45	49	92%	3	8	38%	
BR	SMRT	B3316	40	SMART ROOM / E-PRESENTATION (5915)	44	49	90%	3	8	38%	
BR	SMRT	B3320	40	SMART ROOM / E-PRESENTATION (5919)	47	49	96%	0	8	0%	

Sutherland Campus Utilization Table  
Fall 2018

Fall 2018 -September 4 - December 14, 2018					Standard Post Secondary			Extended Day Mon.-Thurs.			
Building	RoomType	Room	Capacity	Description	8am - 6pm (# of Periods Used)	8am - 6pm (Total # of Periods)	8am - 6pm (% Used)	6pm - 8pm (# of Periods Used)	6pm - 8pm (Total # of Periods)	6pm - 8pm (% Used)	Notes
Fall 2018 -September 4 - December 14, 2018					Standard Post Secondary			Extended Day Mon.-Thurs.			
Building	Room Type	Room	Capacity	Description	8am - 6pm (# of Periods Used)	8am - 6pm (Total # of Periods)	7am - 6pm (% Used)	6pm - 10pm (# of Periods Used)	6pm - 10pm (Total # of Periods)	6pm - 10pm (% Used)	Notes
BR	CLAB	B2101	40	COMPUTER LAB (321)	49	49	100.00%	7	16	43.75%	
BR	CLAB	B2121	35	COMPUTER LAB (324)	49	49	100.00%	10	16	62.50%	
BR	CLAB	B2131	35	COMPUTER LAB (325)	48	49	97.96%	8	16	50.00%	
BR	CLAB	B2309.1	40	COMPUTER LAB (3610B)	48	49	97.96%	8	16	50.00%	
BR	CLAB	B2365	40	COMPUTER LAB (Replaces B2315.3)	49	49	100.00%	10	16	62.50%	
BR	LAB	B2181	35	HARDWARE LAB (352)	38	49	77.55%	5	16	31.25%	
BR	LAB	B2309.2	30	WIN RF LAB (3610A)	42	49	85.71%	4	16	25.00%	
BR	LAB	B2309.3	30	CISCO LAB (3610C)	42	49	85.71%	12	16	75.00%	
BR	LAB	B2315.2	30	CISCO LAB (3611)	40	49	81.63%	14	16	87.50%	
BR	LAB	B2315.3	30	WIN RF LAB	33	49	67.35%	0	16	0.00%	

Sutherland Campus Utilization Charts  
Fall 2018

Classrooms (CLAS) - Sutherland Campus - Brealey

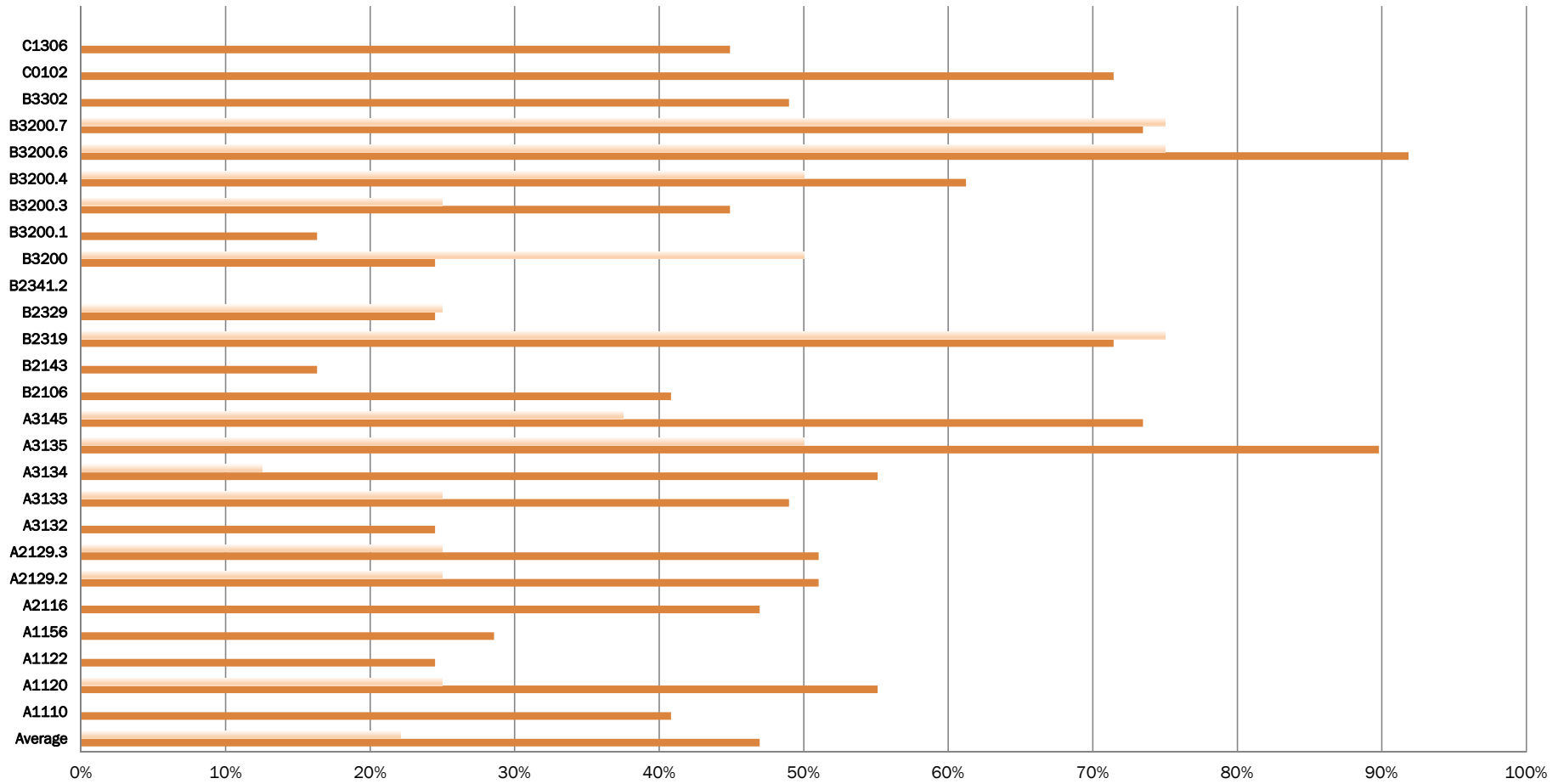


	Average	A1111	B2150	B3101	B3102	B3121	B3150	B3151	B3155	B3167	B3171	C2159
6pm - 8pm	72%	88%	75%	25%	75%	75%	63%	75%	75%	88%	100%	50%
8am - 6pm	91%	80%	100%	92%	76%	92%	94%	92%	96%	92%	92%	92%

Percentage (%) Use

## Sutherland Campus Utilization Charts Fall 2018

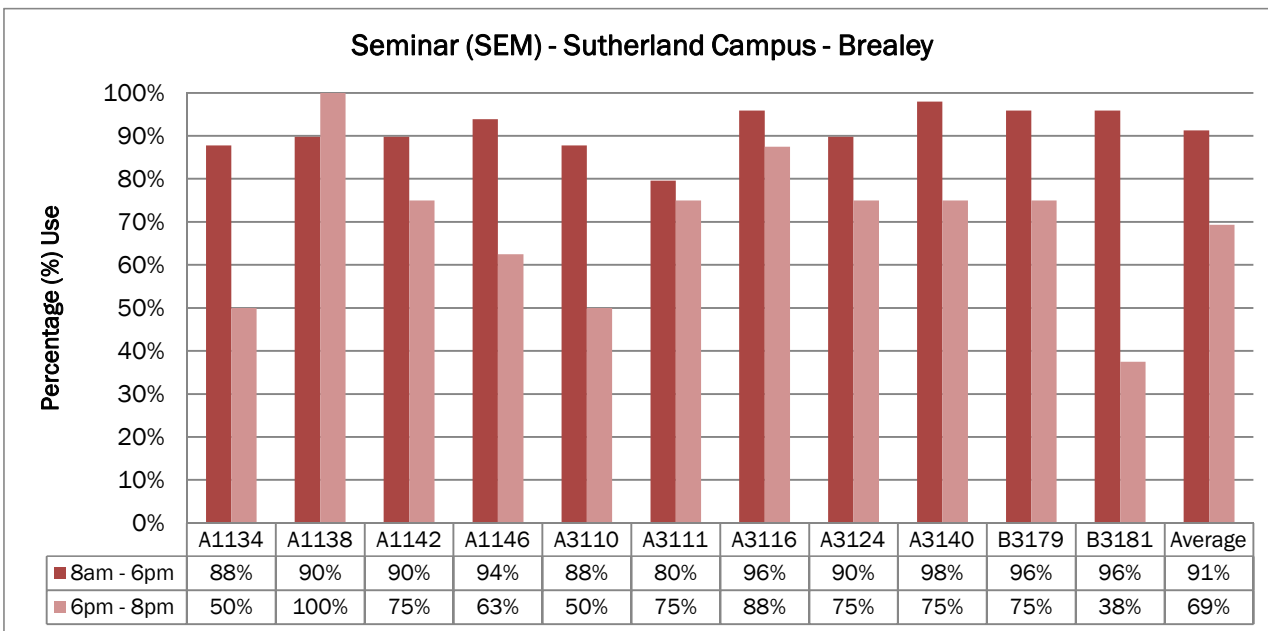
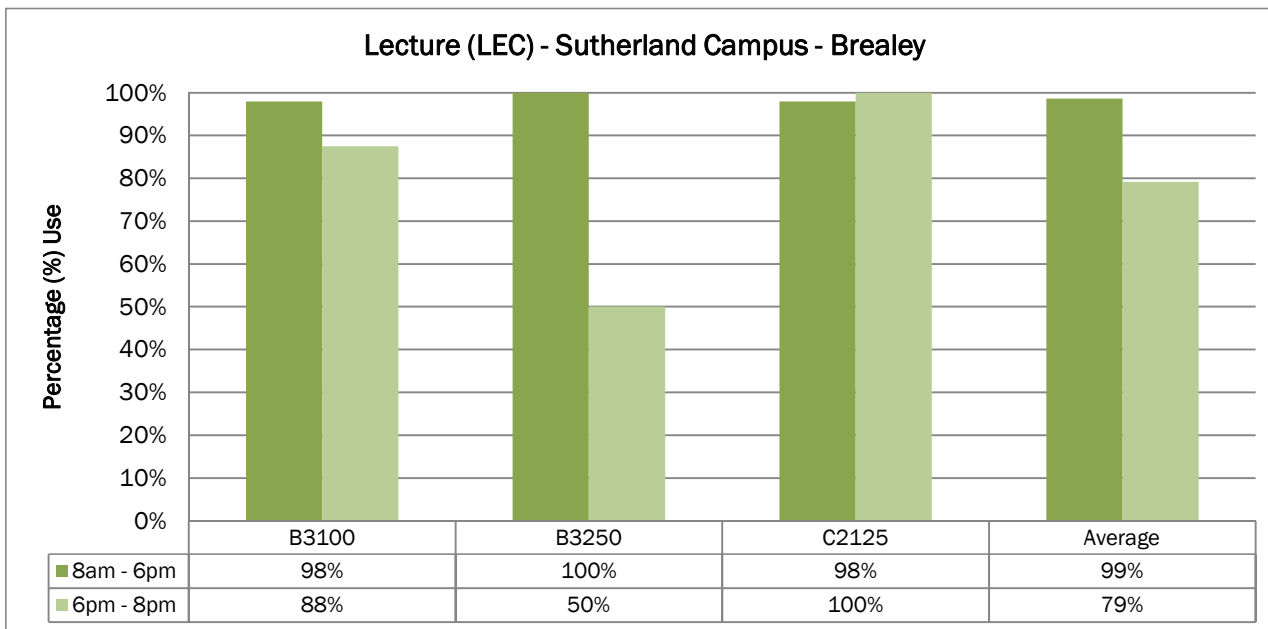
### Labs (LAB) - Sutherland Campus - Brealey



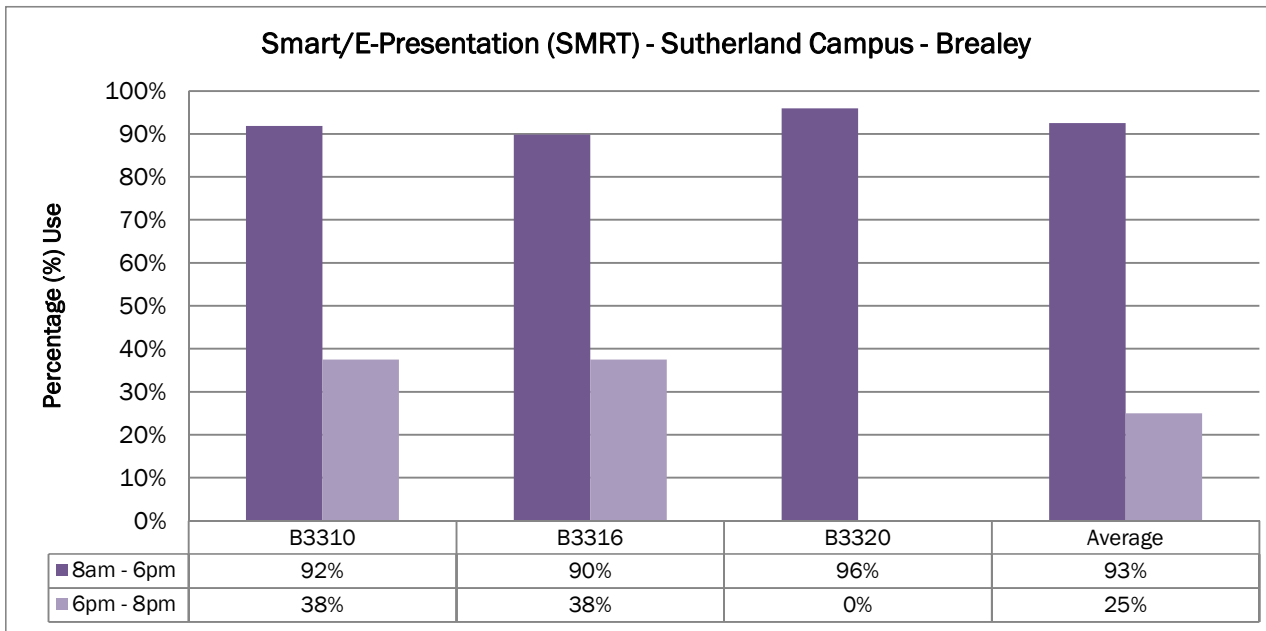
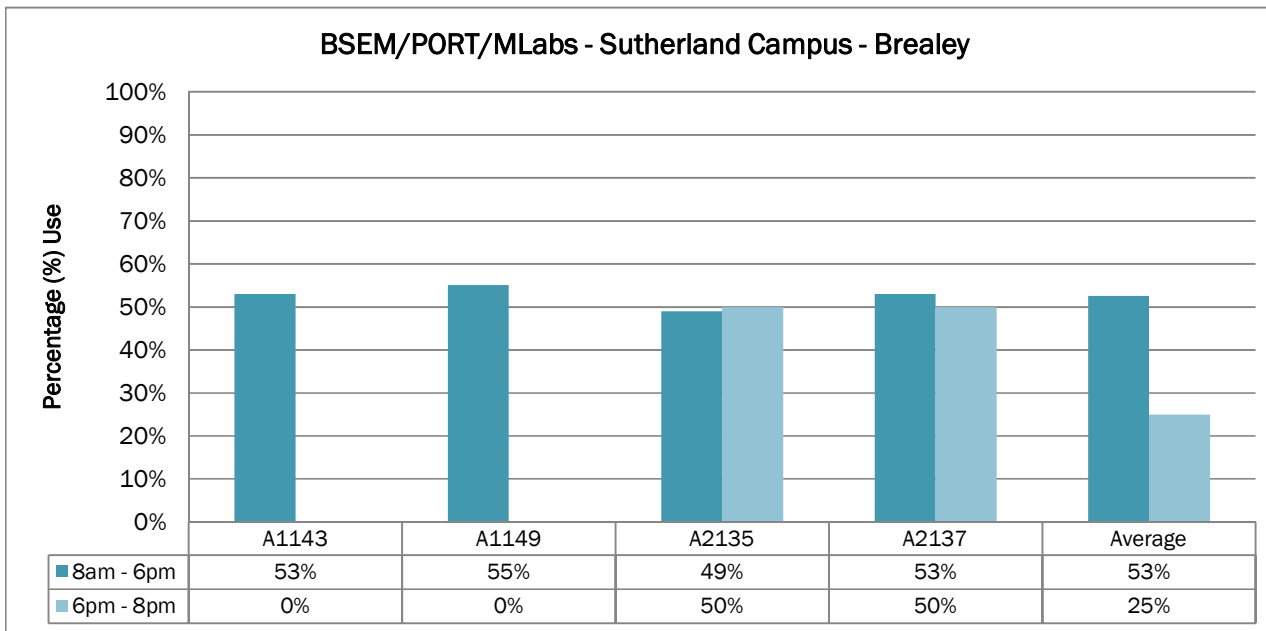
	Average	A1110	A1120	A1122	A1156	A2116	A2129.2	A2129.3	A3132	A3133	A3134	A3135	A3145	B2106	B2143	B2319	B2329	B2341.2	B3200	B3200.1	B3200.3	B3200.4	B3200.6	B3200.7	B3302	C0102	C1306
6pm - 8pm	22%	0%	25%	0%	0%	0%	25%	25%	0%	25%	13%	50%	38%	0%	0%	75%	25%	0%	50%	0%	25%	50%	75%	75%	0%	0%	0%
8am - 6pm	47%	41%	55%	24%	29%	47%	51%	51%	24%	49%	55%	90%	73%	41%	16%	71%	24%	0%	24%	16%	45%	61%	92%	73%	49%	71%	45%

Percentage (%) Use

**Sutherland Campus Utilization Charts  
Fall 2018**



**Sutherland Campus Utilization Charts**  
**Fall 2018**



**Sutherland Campus Utilization Charts  
Fall 2018**

