

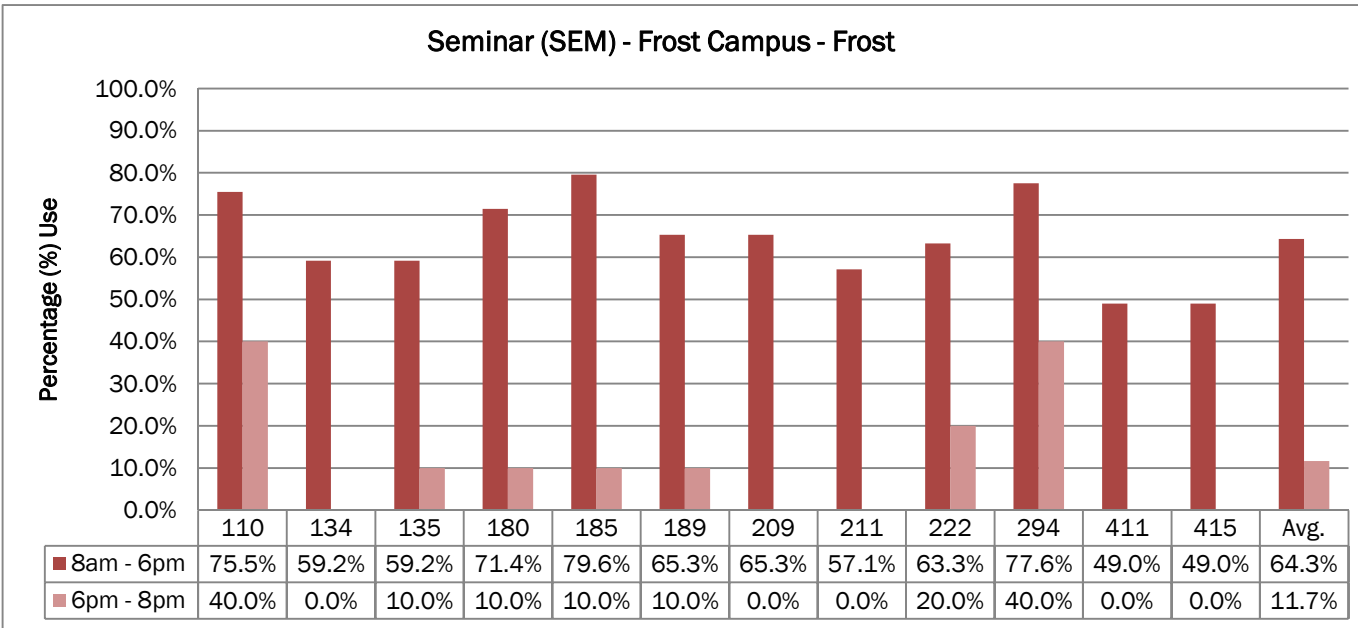
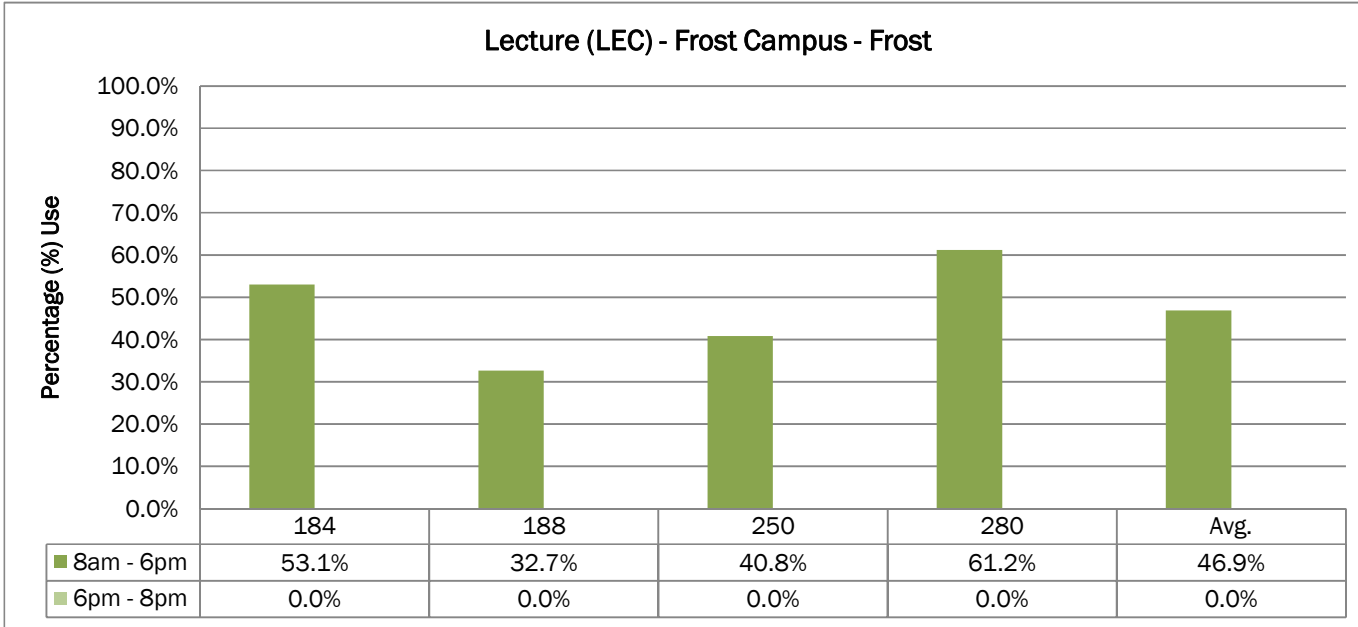
**Frost Campus Utilization Table  
Winter 2019**

Winter 2019 - March 11th - March 15th						Standard Post Secondary			Extended Post Secondary (Mon-Thurs)		
Building	Pavilion	Room Type	Room	Capacity	Description	8am - 6pm (# of Periods Used)	8am - 6pm (Total # of Periods)	8am - 6pm (% Used)	6pm - 8pm (# of Periods Used)	6pm - 8pm (Total # of Periods)	6pm - 8pm (% Used)
FH	FROST	LAB	FIELD	30	Field House	6	49	12.2%	0	10	0.0%
FR	FROST	CLAB	103	35	COMPUTER LAB	32	49	65.3%	2	10	20.0%
FR	FROST	CLAB	104	35	COMPUTER LAB	33	49	67.3%	7	10	70.0%
FR	FROST	CLAS	109	36	CLASSROOM/SURV/DESKS/CHAIRS	32	49	65.3%	0	10	0.0%
FR	FROST	ELAB	132	32	ET Dedicated Lab	27	49	55.1%	4	10	40.0%
FR	FROST	ELAB	191	30	ET Dedicated Lab	18	49	36.7%	0	10	0.0%
FR	FROST	FLAB	290	36	DENDROLOGY-fixed, sinks	24	49	49.0%	0	10	0.0%
FR	FROST	FLAB	291	48	MENS/FORESTRY/CLS-fixed, sink	20	49	40.8%	0	10	0.0%
FR	FROST	FWLB	158	40	Fish & Wildlife Lab (Wildlife)	15	49	30.6%	0	10	0.0%
FR	FROST	FWLB	159	40	Fish & Wildlife Lab (Pathology)	22	49	44.9%	0	10	0.0%
FR	FROST	GILB	332	35	GIS COMPUTER	29	49	59.2%	5	10	50.0%
FR	FROST	GILB	333	35	GIS COMPUTER	25	49	51.0%	0	10	0.0%
FR	FROST	GILB	334	35	GIS COMPUTER	28	49	57.1%	4	10	40.0%
FR	FROST	GILB	123	50	Geology Lab	23	49	46.9%	0	10	0.0%
FR	FROST	GILB	128	50	Geology Lab	30	49	61.2%	0	10	0.0%
FR	FROST	LAB	131	20	Hatchery	16	49	32.7%	0	10	0.0%
FR	FROST	LAB	190	30	CHEMISTRY	30	49	61.2%	2	10	20.0%
FR	FROST	LAB	232	30	LIMNOLOGY/FISHERIES-(max 46)	2	49	4.1%	0	10	0.0%
FR	FROST	LAB	233	40	Wet Lab / Seminar Room	20	49	40.8%	0	10	0.0%
FR	FROST	LAB	295	30	ENTOMOLOGY/PATHOLOGY	8	49	16.3%	0	10	0.0%
FR	FROST	LAB	302	18	Outside Biodiversity Lab	5	49	10.2%	0	10	0.0%
FR	FROST	LAB	325	30	GIS Virtual Classroom	10	49	20.4%	3	10	30.0%
FR	FROST	LAB2	306	70	Biodiversity Lab	24	49	49.0%	0	10	0.0%
FR	FROST	LECT	184	60	SMALL LECTURE THEATRE	26	49	53.1%	0	10	0.0%
FR	FROST	LECT	188	60	SMALL LECT THEATRE	16	49	32.7%	0	10	0.0%
FR	FROST	LECT	250	245	LARGE LECTURE THEATRE	20	49	40.8%	0	10	0.0%
FR	FROST	LECT	280	156	MEDIUM LECTURE THEATRE	30	49	61.2%	0	10	0.0%
FR	FROST	SEM	110	35	Seminar Room (sink)	37	49	75.5%	4	10	40.0%
FR	FROST	SEM	134	40	Seminar Room (sink)	29	49	59.2%	0	10	0.0%
FR	FROST	SEM	135	48	Seminar Room	29	49	59.2%	1	10	10.0%
FR	FROST	SEM	180	35	Seminar Room	35	49	71.4%	1	10	10.0%
FR	FROST	SEM	185	35	Seminar Room	39	49	79.6%	1	10	10.0%
FR	FROST	SEM	189	35	Seminar Room	32	49	65.3%	1	10	10.0%
FR	FROST	SEM	209	60	Seminar Room	32	49	65.3%	0	10	0.0%
FR	FROST	SEM	211	60	Seminar Room	28	49	57.1%	0	10	0.0%
FR	FROST	SEM	222	35	Seminar Room	31	49	63.3%	2	10	20.0%
FR	FROST	SEM	294	30	Seminar Room	38	49	77.6%	4	10	40.0%
HE	FROST	CLAB	535	20	Computer Lab	4	49	8.2%	0	10	0.0%

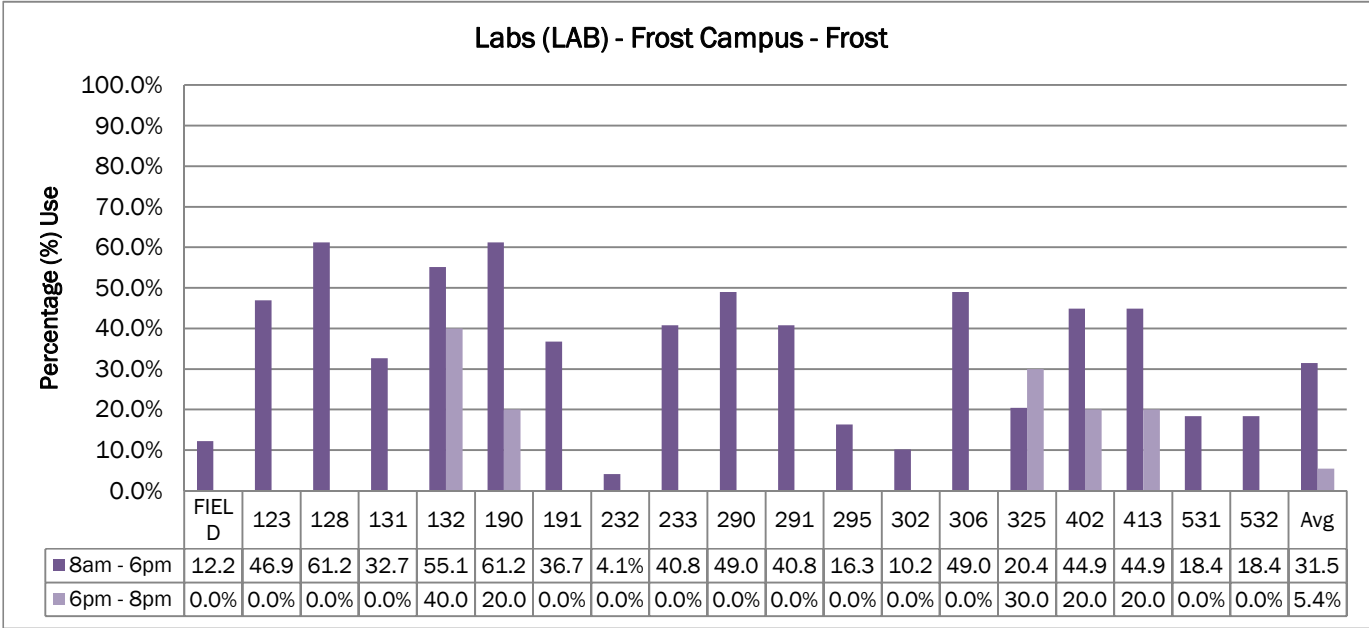
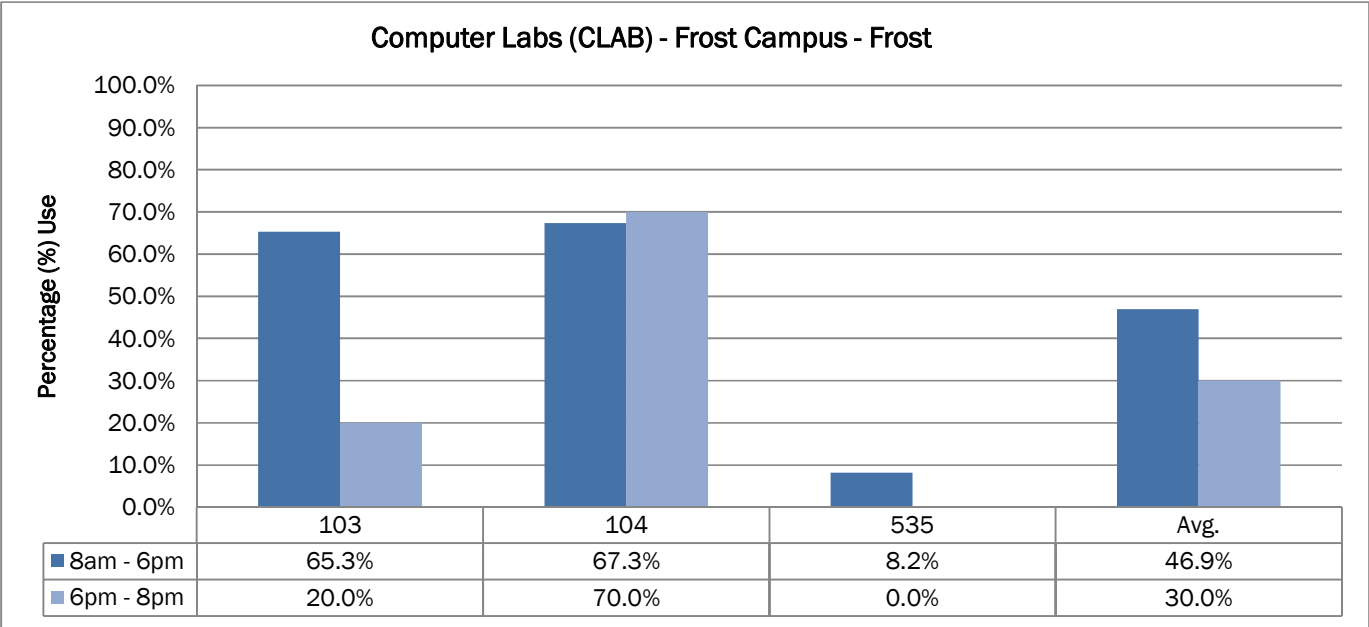
**Frost Campus Utilization Table  
Winter 2019**

Winter 2019 - March 11th - March 15th						Standard Post Secondary			Extended Post Secondary (Mon-Thurs)		
Building	Pavilion	Room Type	Room	Capacity	Description	8am - 6pm (# of Periods Used)	8am - 6pm (Total # of Periods)	8am - 6pm (% Used)	6pm - 8pm (# of Periods Used)	6pm - 8pm (Total # of Periods)	6pm - 8pm (% Used)
HE	FROST	CLAS	517	45	Main Classroom	20	49	40.8%	0	10	0.0%
HE	FROST	CLAS	529	20	Corporate & EPG Classroom	26	49	53.1%	1	10	10.0%
HE	FROST	CLAS	533	40	Upper Level Classroom/Simulator	44	54	81.5%	0	10	0.0%
HE	FROST	LAB	514	20	Electrical Lab	9	49	18.4%	0	10	0.0%
HE	FROST	LAB	518	20	Power Trains Lab	9	49	18.4%	0	10	0.0%
HE	FROST	LAB	525	20	Engines Lab	9	49	18.4%	0	10	0.0%
HE	FROST	LAB	527	20	Dynamometer Lab	9	49	18.4%	0	10	0.0%
HE	FROST	LAB	528	20	Main Shop	9	49	18.4%	0	10	0.0%
HE	FROST	LAB	531	20	AM Lab	9	49	18.4%	0	10	0.0%
HE	FROST	LAB	532	20	Hydraulics Lab	9	49	18.4%	0	10	0.0%
LA	LAW&ARBOR	FLAB	402	35	Pest Bldg-metal lab tops	22	49	44.9%	2	10	20.0%
LA	LAW&ARBOR	LAB	413	36	Court Room-Restricted NR Law	22	49	44.9%	2	10	20.0%
LA	LAW&ARBOR	SEM	411	35	Seminar Room (Tree Climbing)	24	49	49.0%	0	10	0.0%
LA	LAW&ARBOR	SEM	415	30	Seminar Room	24	49	49.0%	0	10	0.0%
RD	RESDRILL	CLAS	603	48	SBL Dedicated Room	14	49	28.6%	0	10	0.0%
RD	RESDRILL	CLAS	605	42	RES DRILL/PUMPS-fixed, sink	25	49	51.0%	1	10	10.0%
RD	RESDRILL	CLAS	606	60	RES DRILLING-fixed, sink	17	49	34.7%	0	10	0.0%

**Frost Campus Utilization Charts  
Winter 2019**

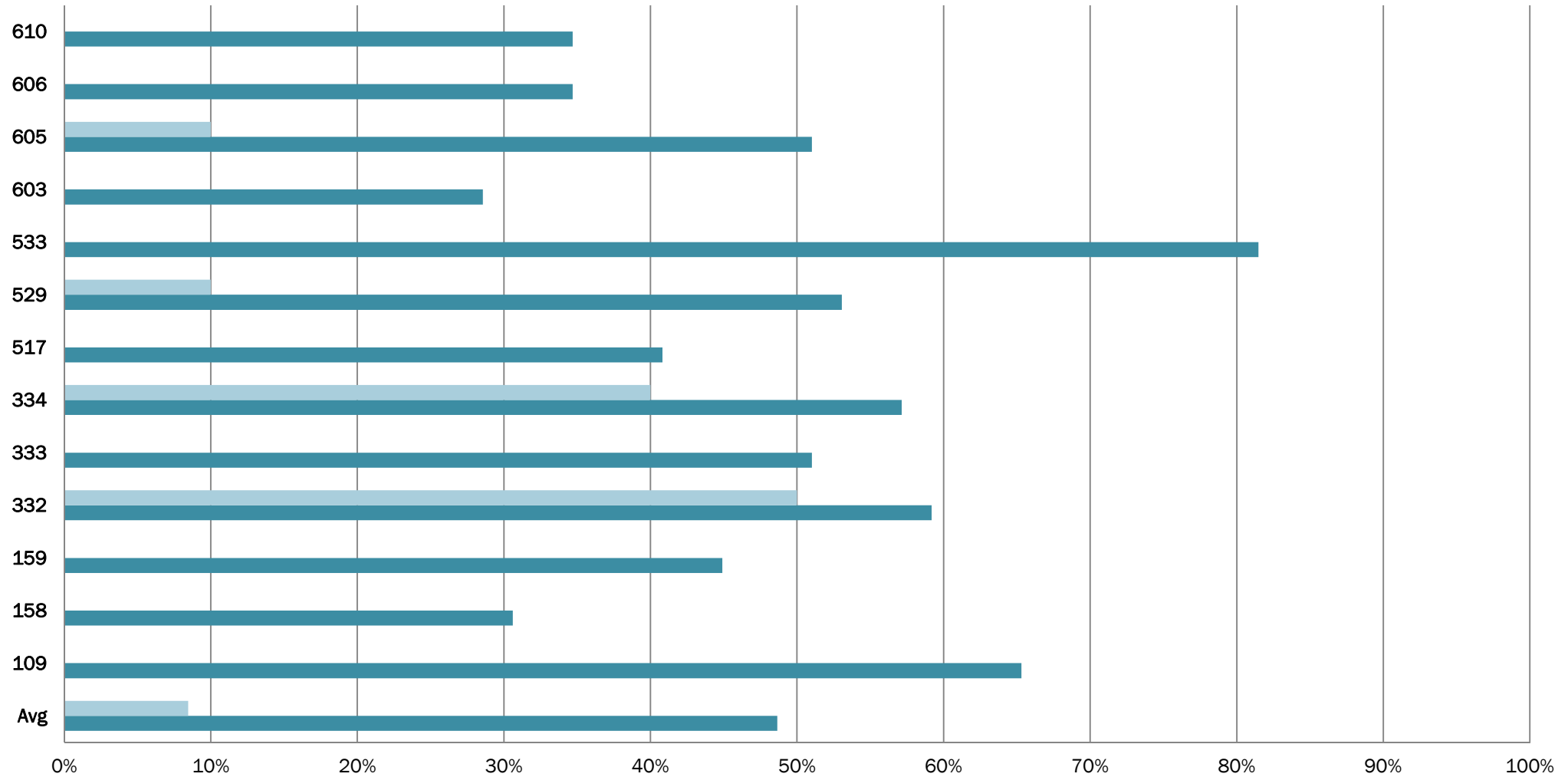


**Frost Campus Utilization Charts  
Winter 2019**



Frost Campus Utilization Charts  
Winter 2019

All Room Types - Frost Campus - HEO/Law&Arbor/ResDrill



	Avg	109	158	159	332	333	334	517	529	533	603	605	606	610
6pm - 8pm	8.5%	0.0%	0.0%	0.0%	50.0%	0.0%	40.0%	0.0%	10.0%	0.0%	0.0%	10.0%	0.0%	0.0%
8am - 6pm	48.7%	65.3%	30.6%	44.9%	59.2%	51.0%	57.1%	40.8%	53.1%	81.5%	28.6%	51.0%	34.7%	34.7%

Percentage (%) Use