

Sutherland Campus Utilization Table
Fall 2019 - Sutherland Utilization - 20191028

Fall 2019 -September 3 - December 13, 2019						Standard Post Secondary (Mon-Fri)			Extended Post Secondary (Mon-Thurs)			Notes
Building	Pavilion	Room Type	Room	Capacity	Description	8am - 6pm (# of Periods Used)	8am - 6pm (Total # of Periods)	8am - 6pm (% Used)	6pm - 8pm (# of Periods Used)	6pm - 8pm (Total # of Periods)	6pm - 8pm (% Used)	
BR	BREALEY	LECT	B3100	210	WHETUNG LECTURE THEATRE (519)	46	49	93.88%	2	8	25.00%	
BR	BREALEY	LECT	B3250	150	LECTURE THEATRE/E-PRESENTAT (3700)	48	49	97.96%	6	8	75.00%	
BR	BREALEY	LECT	C2125	143	LECTURE THEATRE (AV sets up) (374)	47	49	95.92%	6	8	75.00%	
BR	BREALEY	CLAB	B2101	40	COMPUTER LAB (321)	42	49	85.71%	7	8	87.50%	
BR	BREALEY	CLAB	B2121	35	COMPUTER LAB (324)	42	49	85.71%	6	8	75.00%	
BR	BREALEY	CLAB	B2131	35	COMPUTER LAB (325)	46	49	93.88%	4	8	50.00%	
BR	BREALEY	CLAB	B2309.1	40	COMPUTER LAB (3610B)	49	49	100.00%	4	8	50.00%	used 1 day week till 9pm
BR	BREALEY	CLAB	B2365	40	COMPUTER LAB	48	49	97.96%	4	8	50.00%	
BR	BREALEY	CLAS	A1111	48	MULTI-MEDIA CLASSROOM (204)	48	49	97.96%	5	8	62.50%	
BR	BREALEY	CLAS	B2150	35	MULTI-MEDIA CLASSROOM (FDR Room)	47	49	95.92%	3	8	37.50%	
BR	BREALEY	CLAS	B3101	50	MULTI-MEDIA CLASSROOM (521)	47	49	95.92%	6	8	75.00%	
BR	BREALEY	CLAS	B3102	35	MULTI-MEDIA CLASSROOM (522)	44	49	89.80%	1	8	12.50%	
BR	BREALEY	CLAS	B3121	54	MULTI-MEDIA CLASSROOM (536)	46	49	93.88%	7	8	87.50%	
BR	BREALEY	CLAS	B3150	52	MULTI-MEDIA CLASSROOM (550)	45	49	91.84%	4	8	50.00%	
BR	BREALEY	CLAS	B3151	35	Active Learning Classroom (551) Math	46	49	93.88%	8	8	100.00%	
BR	BREALEY	CLAS	B3155	35	Active Learning Classroom (553) Math	43	49	87.76%	6	8	75.00%	
BR	BREALEY	CLAS	B3167	40	MULTI-MEDIA CLASSROOM (557)	45	49	91.84%	6	8	75.00%	
BR	BREALEY	CLAS	B3171	40	MULTI-MEDIA CLASSROOM (561)	45	49	91.84%	4	8	50.00%	
BR	BREALEY	CLAS	C2159	40	MULTIMEDIA CLASSROOM (380)	44	49	89.80%	4	8	50.00%	
BR	BREALEY	SMRT	B3310	40	SMART ROOM / E-PRESENTATION (5909)	48	49	97.96%	0	8	0.00%	
BR	BREALEY	SMRT	B3316	40	SMART ROOM / E-PRESENTATION (5915)	49	49	100.00%	5	8	62.50%	
BR	BREALEY	SMRT	B3320	40	SMART ROOM / E-PRESENTATION (5919)	49	49	100.00%	5	8	62.50%	
BR	BREALEY	SEM	A1134	40	MULTI-MEDIA SEMINAR ROOM (237)	46	49	93.88%	3	8	37.50%	
BR	BREALEY	SEM	A1138	40	MULTI-MEDIA SEMINAR ROOM (238)	48	49	97.96%	7	8	87.50%	
BR	BREALEY	SEM	A1142	40	MULTI-MEDIA SEMINAR ROOM(241)	42	49	85.71%	6	8	75.00%	
BR	BREALEY	SEM	A1146	40	MULTI-MEDIA SEMINAR ROOM (243)	48	49	97.96%	4	8	50.00%	
BR	BREALEY	SEM	A3110	40	MULTI-MEDIA SEMINAR ROOM (631)	46	49	93.88%	4	8	50.00%	
BR	BREALEY	SEM	A3111	40	MULTI-MEDIA SEMINAR ROOM (637)	42	49	85.71%	6	8	75.00%	
BR	BREALEY	SEM	A3116	40	MULTI-MEDIA SEMINAR RM (A3147/613)	44	49	89.80%	5	8	62.50%	
BR	BREALEY	SEM	A3124	40	MULTI-MEDIA SEMINAR RM (A3112/607)	39	49	79.59%	6	8	75.00%	
BR	BREALEY	SEM	A3140	40	MULTI-MEDIA CLASSROOM (603)	47	49	95.92%	3	8	37.50%	
BR	BREALEY	SEM	B3179	45	MULTI-MEDIA SEMINAR ROOM (567)	43	49	87.76%	7	8	87.50%	
BR	BREALEY	SEM	B3181	45	MULTI-MEDIA SEMINAR ROOM(567 split)	49	49	100.00%	6	8	75.00%	
BR	BREALEY	BSEM	A1143	40	SEMINAR ROOM - Bio (240)	41	49	83.67%	6	8	75.00%	

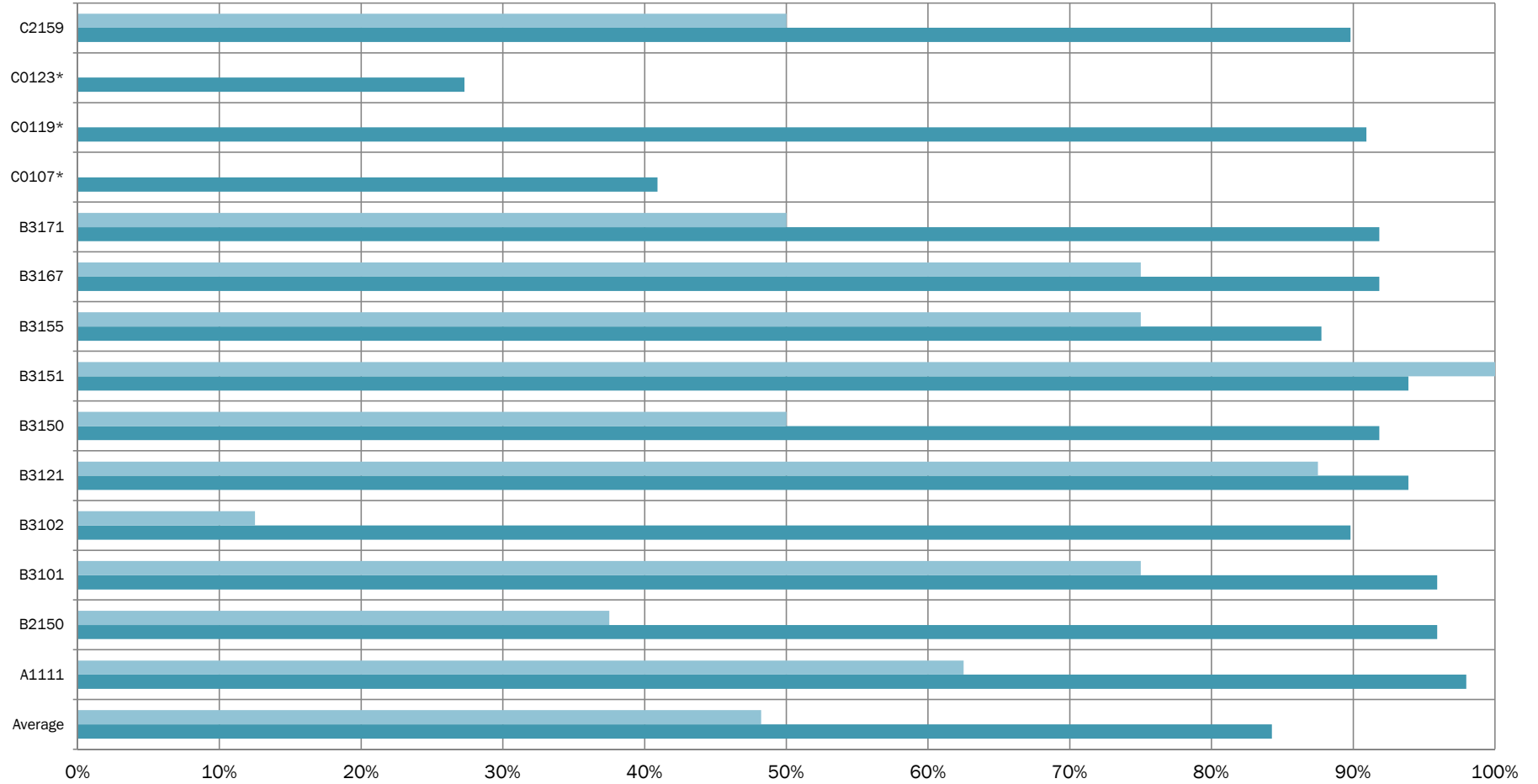
Sutherland Campus Utilization Table
Fall 2019 - Sutherland Utilization - 20191028

Fall 2019 -September 3 - December 13, 2019						Standard Post Secondary (Mon-Fri)			Extended Post Secondary (Mon-Thurs)			Notes
Building	Pavilion	Room Type	Room	Capacity	Description	8am - 6pm (# of Periods Used)	8am - 6pm (Total # of Periods)	8am - 6pm (% Used)	6pm - 8pm (# of Periods Used)	6pm - 8pm (Total # of Periods)	6pm - 8pm (% Used)	
BR	BREALEY	BSEM	A1149	40	SEMINAR ROOM - Bio (A1152)	45	49	91.84%	7	8	87.50%	
BR	BREALEY	MLAB	A2135	20	MASSAGE THERAPY LAB/CLINIC (433)	25	49	51.02%	4	8	50.00%	
BR	BREALEY	MLAB	A2137	20	MASSAGE THERAPY LAB (434)	29	49	59.18%	4	8	50.00%	
BR	BREALEY	LAB	A1110	30	HEALTH LAB A (Paramedic)	24	49	48.98%	0	8	0.00%	
BR	BREALEY	LAB	A1120	30	HEALTH LAB B (Nursing/PSW)	32	49	65.31%	2	8	25.00%	
BR	BREALEY	LAB	A1122	30	HEALTH LAB C (Nursing/POA/PSW)	30	49	61.22%	2	8	25.00%	
BR	BREALEY	LAB	A1156	24	COURTROOM	18	49	36.73%	4	8	50.00%	
BR	BREALEY	LAB	A2116	30	ACTIVE LIFESTYLE LAB	23	49	46.94%	0	8	0.00%	
BR	BREALEY	LAB	A2129.2	24	EST Mani/Pedi Lab (A2129.1/432)	29	49	59.18%	4	8	50.00%	
BR	BREALEY	LAB	A2129.3	24	EST Body Treatment Lab (A2167/454)	39	49	79.59%	5	8	62.50%	
BR	BREALEY	LAB	A3132	20	COLD PREP LAB	38	49	77.55%	3	8	37.50%	
BR	BREALEY	LAB	A3133	30	FULFORDS - RESTAURANT (A3152/632)	33	49	67.35%	2	8	25.00%	
BR	BREALEY	LAB	A3134	30	SCIENCE LAB	22	49	44.90%	1	8	12.50%	
BR	BREALEY	LAB	A3135	30	CHEMISTRY LAB (635)	39	49	79.59%	6	8	75.00%	
BR	BREALEY	LAB	A3145	30	FOOD LAB (A3168/652)	31	49	63.27%	1	8	12.50%	
BR	BREALEY	LAB	B2106	30	CICE ROOM (322)	19	49	38.78%	1	8	12.50%	
BR	BREALEY	LAB	B2143	35	FORENSICS LAB (327)	6	49	12.24%	0	8	0.00%	
BR	BREALEY	LAB	B2181	35	HARDWARE LAB (352)	43	49	87.76%	7	8	87.50%	Used till 10pm 1 night/week
BR	BREALEY	LAB	B2181.2	10	APPLIED PROJECTS LAB (352B)	0	49	0.00%	0	8	0.00%	
BR	BREALEY	LAB	B2309.2	30	WIN RF LAB (3610A)	43	49	87.76%	2	8	25.00%	
BR	BREALEY	LAB	B2309.3	30	CISCO LAB (3610C)	42	49	85.71%	2	8	25.00%	
BR	BREALEY	LAB	B2315.2	30	CISCO LAB (3611)	38	49	77.55%	2	8	25.00%	
BR	BREALEY	LAB	B2315.3	30	WIN RF LAB (new)	33	49	67.35%	0	8	0.00%	
BR	BREALEY	LAB	B2319	30	COMPUTER SECURITY LAB (CSI) (3615)	40	49	81.63%	3	8	37.50%	
BR	BREALEY	LAB	B2329	30	DISPENSING LAB (3617)	20	49	40.82%	1	8	12.50%	
BR	BREALEY	LAB	B2341.2	15	ASEPTIC LAB (3618A)	6	49	12.24%	0	8	0.00%	
BR	BREALEY	LAB	B3200	30	MOTOR CONTROLS (was3701C)	10	49	20.41%	0	8	0.00%	
BR	BREALEY	LAB	B3200.1	30	INSTRUMENTATION TRAINERS (3701B)	15	49	30.61%	0	8	0.00%	
BR	BREALEY	LAB	B3200.3	30	ELECTRONICS - PNEUMATICS (3701F)	26	49	53.06%	4	8	50.00%	
BR	BREALEY	LAB	B3200.4	20	LAB VOLT (3701A)	20	49	40.82%	0	8	0.00%	
BR	BREALEY	LAB	B3200.6	30	PLC - ELECTRONICS (3701H)	36	54	66.67%	0	8	0.00%	
BR	BREALEY	LAB	B3200.7	30	PLC - ELECTRONICS (3701E)	32	49	65.31%	0	8	0.00%	
BR	BREALEY	LAB	B3302	35	HIM Dedicated Lab (5907)	26	49	53.06%	0	8	0.00%	
BR	BREALEY	LAB	C1306	25	ART CONSERVATION LAB (175)	18	49	36.73%	0	8	0.00%	
BR	BREALEY	STDY	C0107*	20	TUTORIAL ROOM (ELB DEDICATED)	9	22	40.91%	0	0	0.00%	
BR	BREALEY	STDY	C0119*	20	TUTORIAL ROOM (ELB DEDICATED)	20	22	90.91%	0	0	0.00%	
BR	BREALEY	STDY	C0123*	20	TUTORIAL ROOM (ELB DEDICATED)	6	22	27.27%	0	0	0.00%	

*C0102 and STDY Rooms (C0 Level) scheduling data illustrates use by ELB program. These rooms are also utilized by the LINK program Mon-Th 8am-3pm. These spaces are not utilized by post-secondary courses.

Sutherland Campus Utilization Charts
Fall 2019 - Sutherland Utilization - 20191028

Classrooms (CLAS) - Sutherland Campus - Brealey

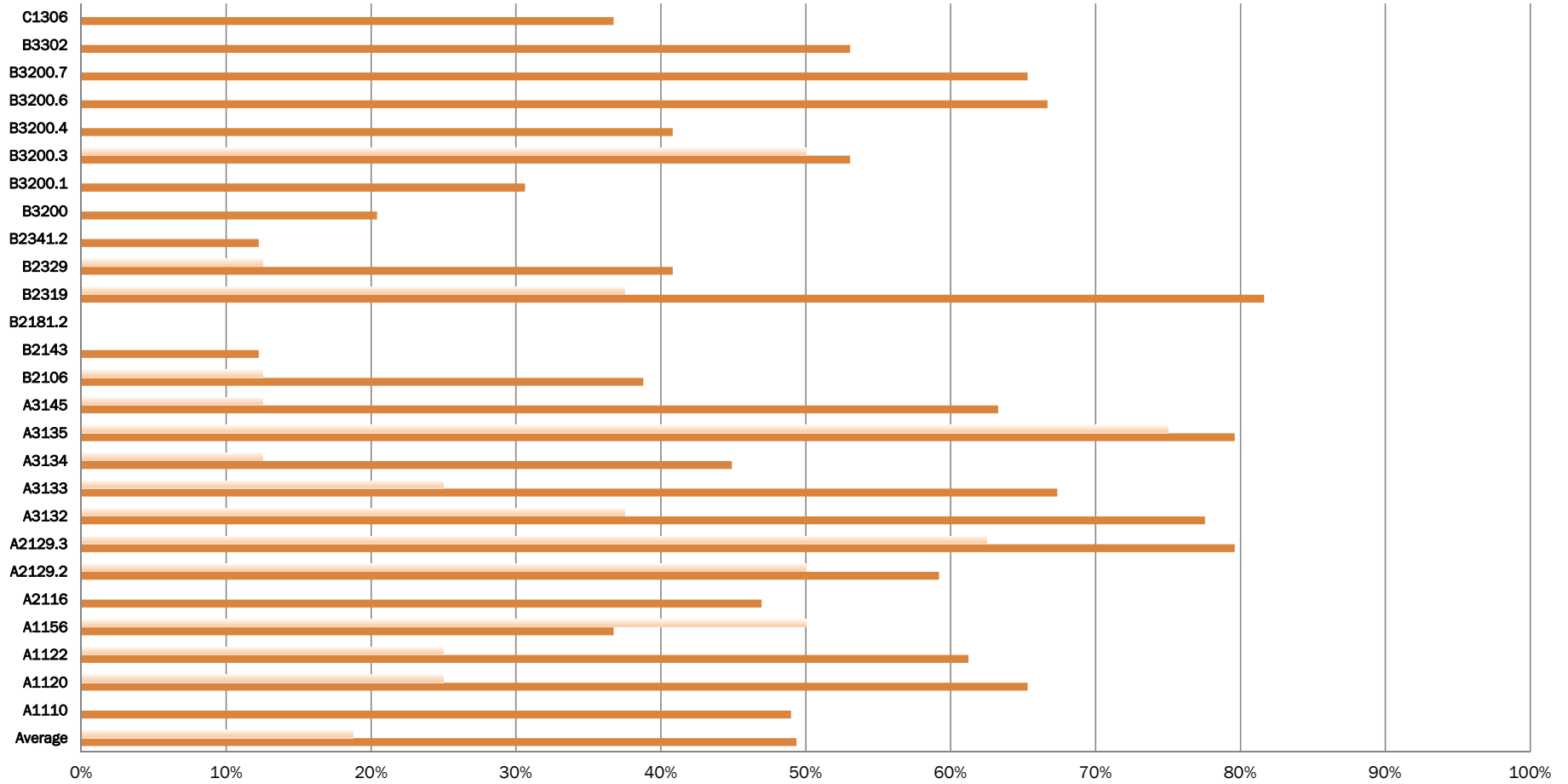


	Average	A1111	B2150	B3101	B3102	B3121	B3150	B3151	B3155	B3167	B3171	C0107*	C0119*	C0123*	C2159
6pm - 8pm	48%	63%	38%	75%	13%	88%	50%	100%	75%	75%	50%	0%	0%	0%	50%
8am - 6pm	84%	98%	96%	96%	90%	94%	92%	94%	88%	92%	92%	41%	91%	27%	90%

Percentage (%) Use

Sutherland Campus Utilization Charts
 Fall 2019 - Sutherland Utilization - 20191028

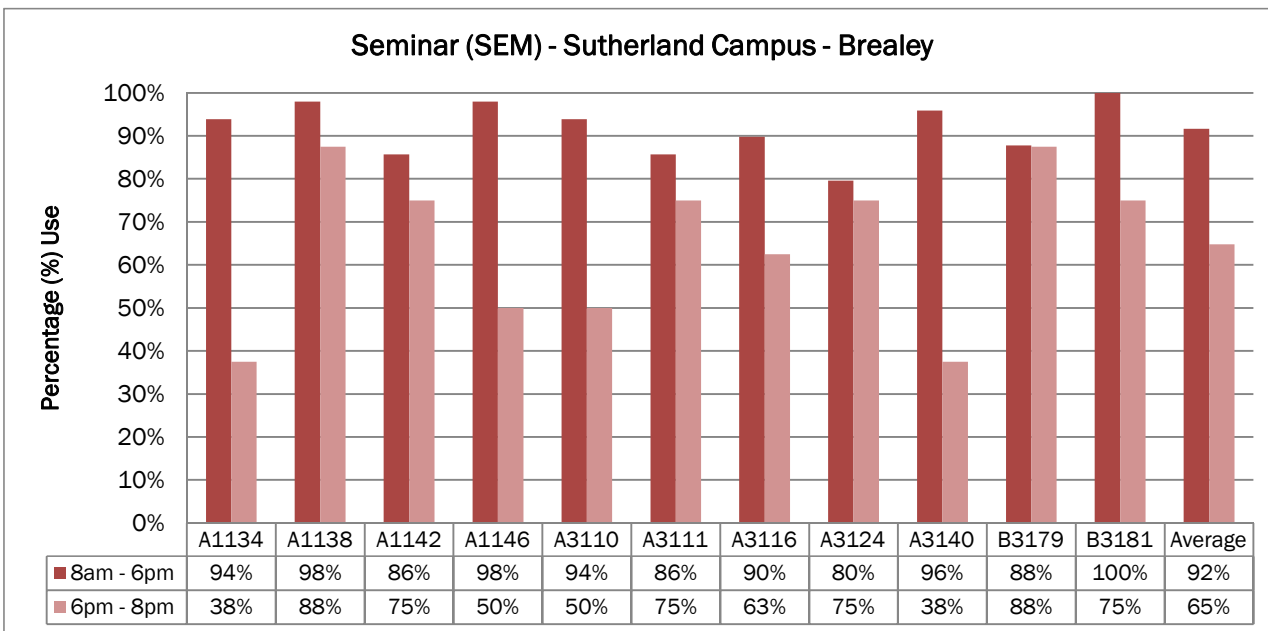
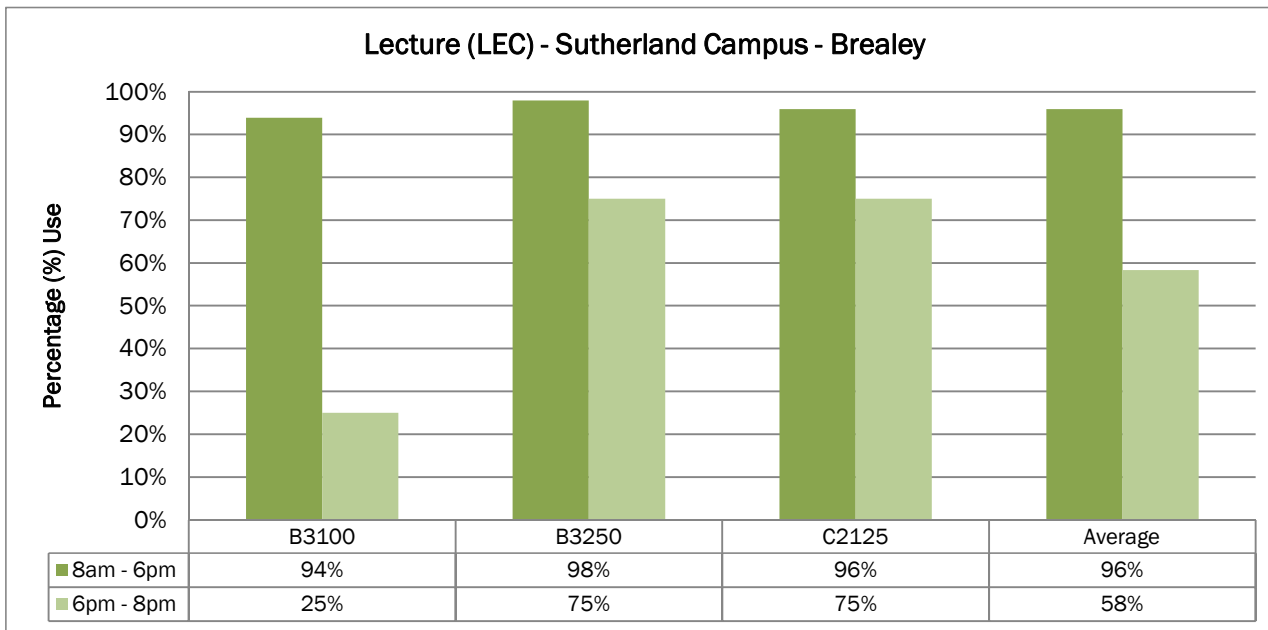
Labs (LAB) - Sutherland Campus - Brealey



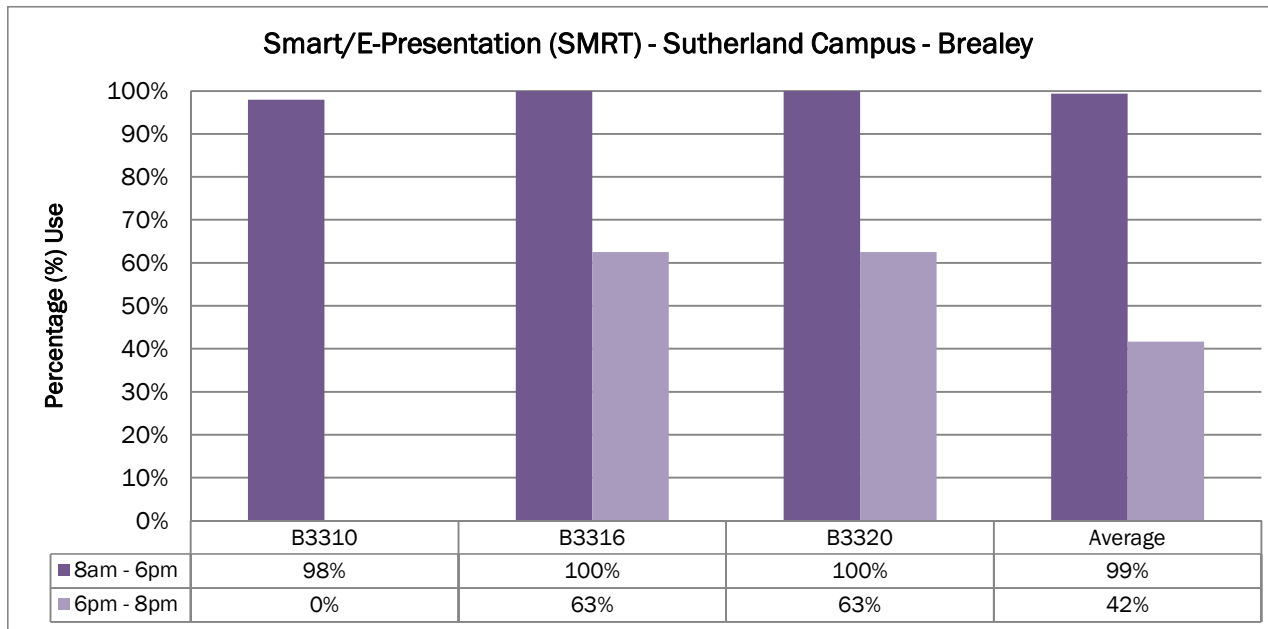
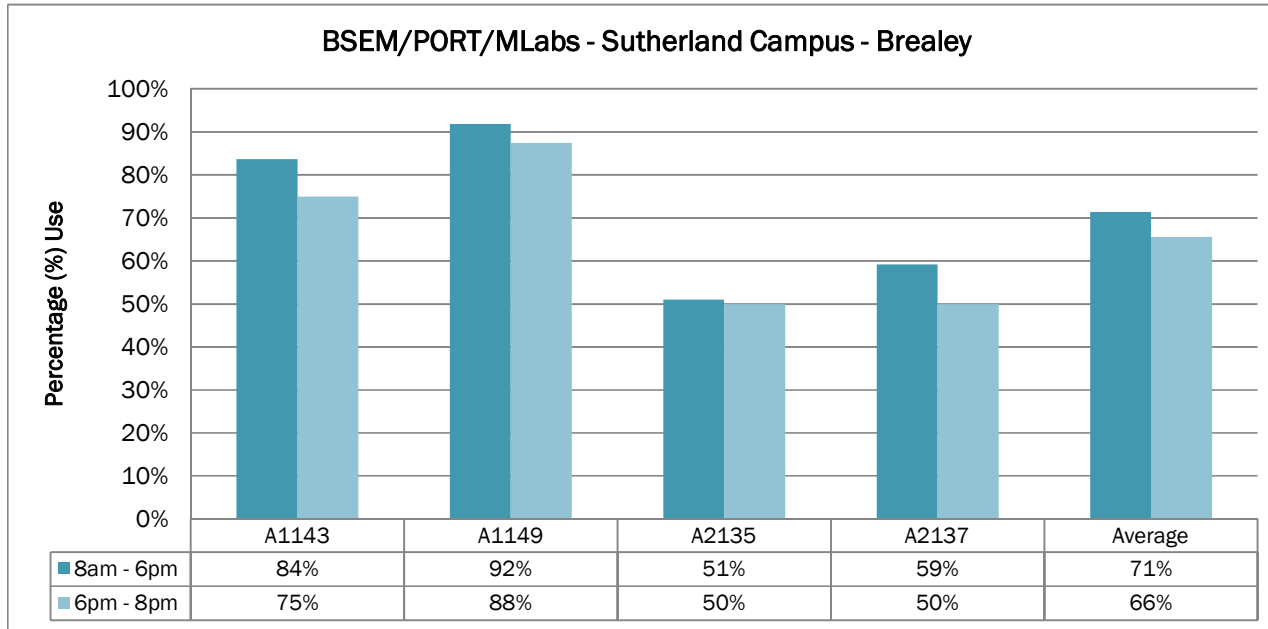
	Average	A1110	A1120	A1122	A1156	A2116	A2129.2	A2129.3	A3132	A3133	A3134	A3135	A3145	B2106	B2143	B2181.2	B2319	B2329	B2341.2	B3200	B3200.1	B3200.3	B3200.4	B3200.6	B3200.7	B3302	C1306
6pm - 8pm	19%	0%	25%	25%	50%	0%	50%	63%	38%	25%	13%	75%	13%	13%	0%	0%	38%	13%	0%	0%	0%	50%	0%	0%	0%	0%	0%
8am - 6pm	49%	49%	65%	61%	37%	47%	59%	80%	78%	67%	45%	80%	63%	39%	12%	0%	82%	41%	12%	20%	31%	53%	41%	67%	65%	53%	37%

Percentage (%) Use

Sutherland Campus Utilization Charts
Fall 2019 - Sutherland Utilization - 20191028



Sutherland Campus Utilization Charts
Fall 2019 - Sutherland Utilization - 20191028



Sutherland Campus Utilization Charts
Fall 2019 - Sutherland Utilization - 20191028

