

**Frost Campus Utilization Table**  
**Fall 2019 - Frost Utilization - 20191028**

Fall 2019 - October 28 - November 1st						Standard Post Secondary			Extended Post Secondary (Mon-Thurs)		
Building	Pavilion	Room Type	Room	Capacity	Description	8am - 6pm (# of Periods Used)	8am - 6pm (Total # of Periods)	8am - 6pm (% Used)	6pm - 8pm (# of Periods Used)	6pm - 8pm (Total # of Periods)	6pm - 8pm (% Used)
FH	FROST	LAB	FIELD	30	Field House	13	49	27%	0	8	0%
FR	FROST	CLAB	103	35	COMPUTER LAB (38)	35	49	71%	0	8	0%
FR	FROST	CLAB	104	35	COMPUTER LAB	40	49	82%	0	8	0%
FR	FROST	CLAS	109	36	Classroom (Surveying - Sink 109A)	18	49	37%	0	8	0%
FR	FROST	ELAB	132	32	ET Dedicated Lab	24	49	49%	2	8	25%
FR	FROST	ELAB	191	30	ET Dedicated Lab	21	47	45%	3	6	50%
FR	FROST	FLAB	290	36	DENDROLOGY-fixed, sinks	24	49	49%	0	8	0%
FR	FROST	FLAB	291	48	MENS/FORESTRY/CLS-fixed, sink	21	49	43%	0	8	0%
FR	FROST	FWLB	158	40	Fish & Wildlife Pathology Lab	27	49	55%	0	8	0%
FR	FROST	FWLB	159	40	Fish & Wildlife Pathology Lab	13	49	27%	1	8	13%
FR	FROST	GILB	332	35	GIS COMPUTER	35	49	71%	0	8	0%
FR	FROST	GILB	333	35	GIS COMPUTER	31	49	63%	0	8	0%
FR	FROST	GILB	334	35	GIS COMPUTER	26	49	53%	2	8	25%
FR	FROST	GYLB	123	50	Geology Lab	26	49	53%	0	8	0%
FR	FROST	GYLB	128	50	Geology Lab	13	49	27%	0	8	0%
FR	FROST	LAB	131	20	Hatchery	12	49	24%	0	8	0%
FR	FROST	LAB	190	30	CHEMISTRY	24	49	49%	2	8	25%
FR	FROST	LAB	232	30	LIMNOLOGY/FISHERIES-(max 46)	19	49	39%	0	8	0%
FR	FROST	LAB	233	40	Wet Lab / Seminar Room	32	49	65%	0	8	0%
FR	FROST	LAB	295	30	ENTOMOLOGY/PATHOLOGY	42	49	86%	4	8	50%
FR	FROST	LAB	302	18	Outside Biodiversity Lab	13	49	27%	0	8	0%
FR	FROST	LAB	325	30	GIS Virtual Classroom	16	49	33%	0	8	0%
FR	FROST	LAB2	306	70	Biodiversity Lab	26	49	53%	0	8	0%
FR	FROST	LECT	184	60	SMALL LECTURE THEATRE	24	49	49%	2	8	25%
FR	FROST	LECT	188	60	SMALL LECTURE THEATRE	33	49	67%	1	8	13%
FR	FROST	LECT	250	245	Crombie Lecture Theatre	14	49	29%	0	8	0%
FR	FROST	LECT	280	156	MEDIUM LECTURE THEATRE	25	49	51%	0	8	0%
FR	FROST	SEM	110	35	Seminar Room (sink)	35	49	71%	4	8	50%
FR	FROST	SEM	134	40	Seminar Room (sink)	34	49	69%	0	8	0%
FR	FROST	SEM	135	48	Seminar Room	27	49	55%	0	8	0%
FR	FROST	SEM	180	35	Seminar Room	28	49	57%	0	8	0%
FR	FROST	SEM	185	35	Seminar Room	33	49	67%	3	8	38%
FR	FROST	SEM	189	35	Seminar Room	35	49	71%	3	8	38%

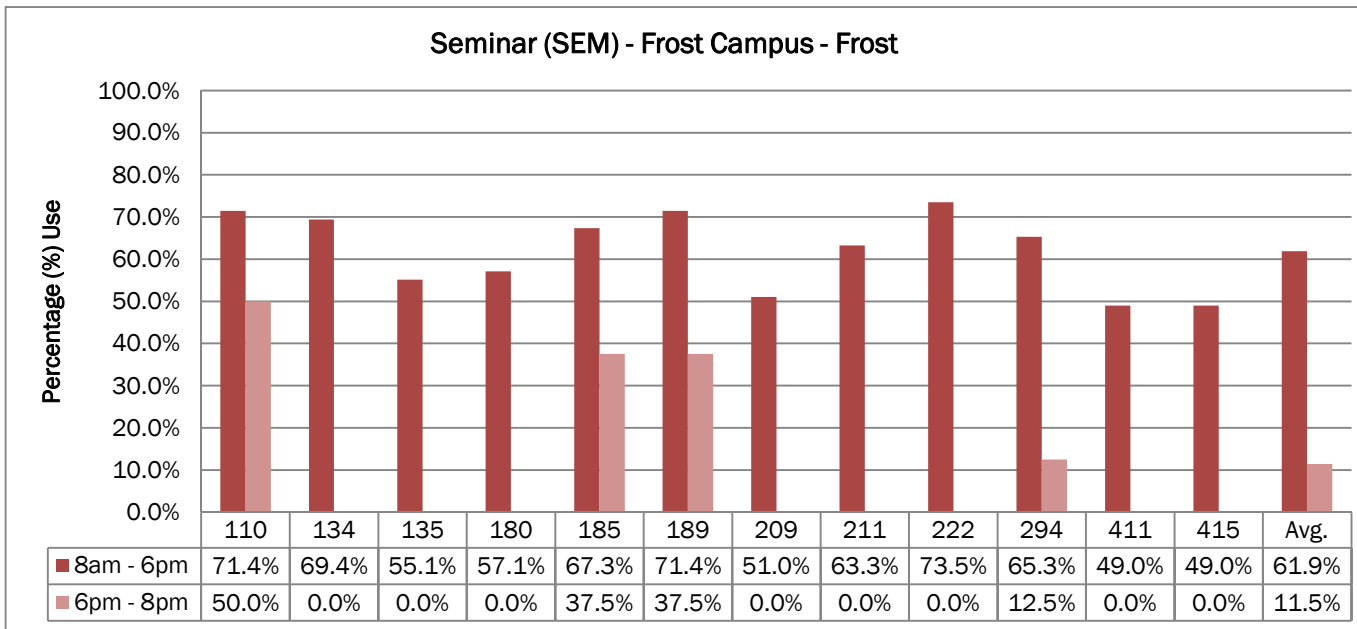
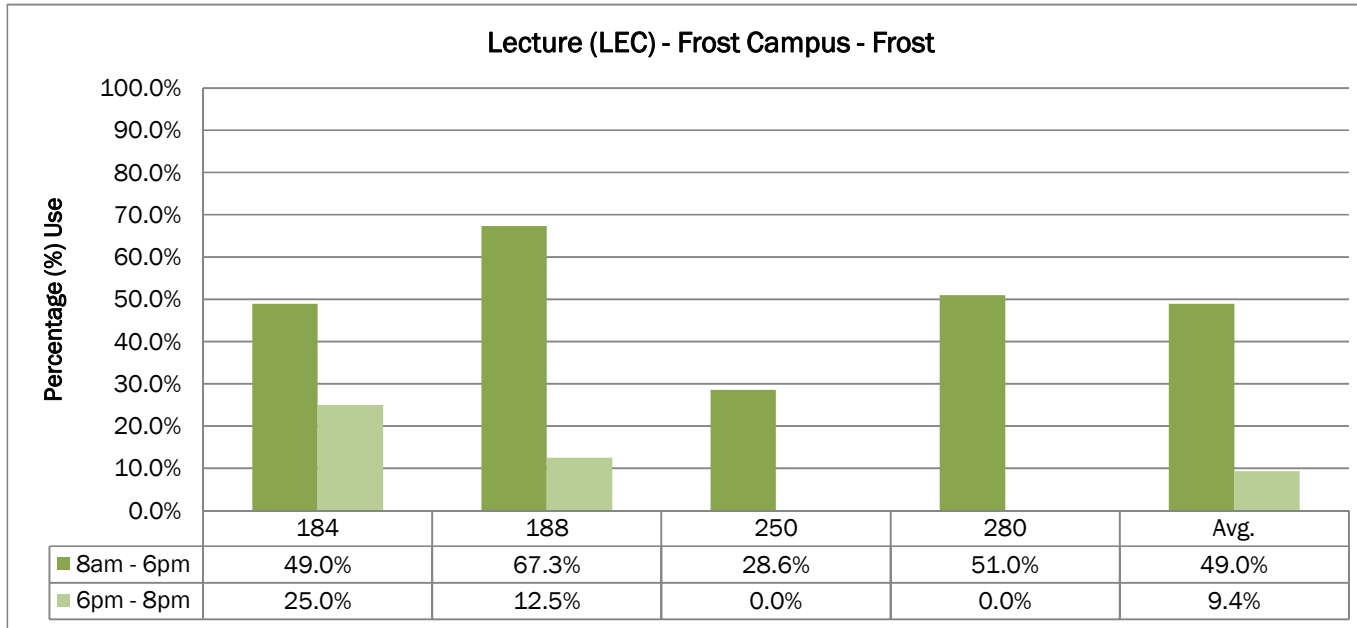
**Frost Campus Utilization Table**  
**Fall 2019 - Frost Utilization - 20191028**

Fall 2019 - October 28 - November 1st						Standard Post Secondary			Extended Post Secondary (Mon-Thurs)		
Building	Pavilion	Room Type	Room	Capacity	Description	8am - 6pm (# of Periods Used)	8am - 6pm (Total # of Periods)	8am - 6pm (% Used)	6pm - 8pm (# of Periods Used)	6pm - 8pm (Total # of Periods)	6pm - 8pm (% Used)
FR	FROST	SEM	209	60	Seminar Room	25	49	51%	0	8	0%
FR	FROST	SEM	211	60	Seminar Room	31	49	63%	0	8	0%
FR	FROST	SEM	222	35	Seminar Room	36	49	73%	0	8	0%
FR	FROST	SEM	294	30	Seminar Room/DC Home Room	32	49	65%	1	8	13%
HE	FROST	CLAB	535	20	Computer Lab	0	49	0%	0	8	0%

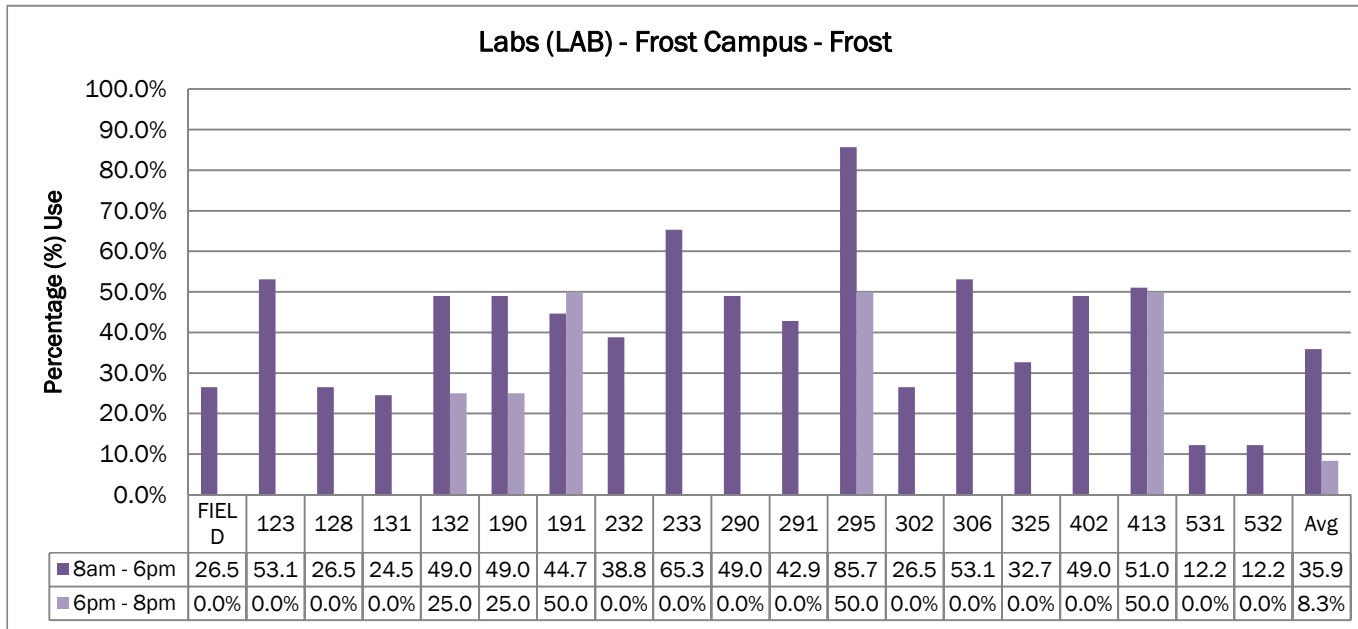
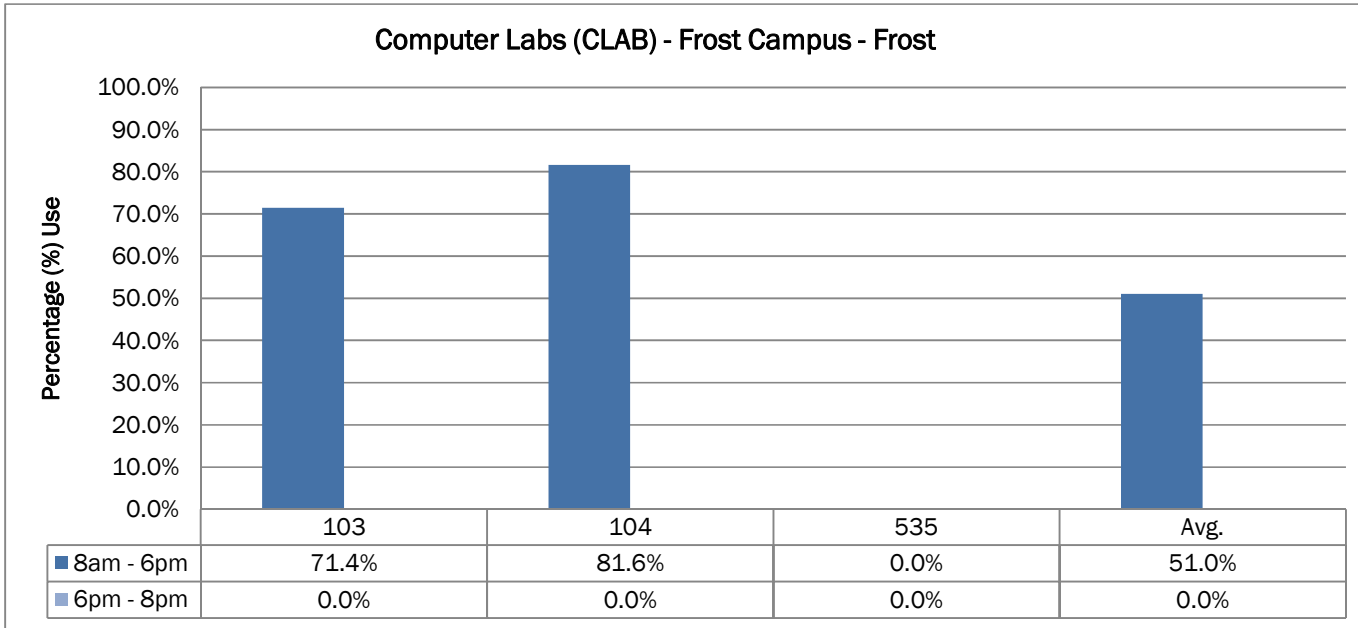
**Frost Campus Utilization Table**  
**Fall 2019 - Frost Utilization - 20191028**

Fall 2019 - October 28 - November 1st						Standard Post Secondary			Extended Post Secondary (Mon-Thurs)		
Building	Pavilion	Room Type	Room	Capacity	Description	8am - 6pm (# of Periods Used)	8am - 6pm (Total # of Periods)	8am - 6pm (% Used)	6pm - 8pm (# of Periods Used)	6pm - 8pm (Total # of Periods)	6pm - 8pm (% Used)
HE	FROST	CLAS	517	45	Main Classroom	19	49	39%	0	8	0%
HE	FROST	CLAS	529	20	Corporate & EPG Classroom	3	49	6%	0	8	0%
HE	FROST	CLAS	533	40	Upper Level Classroom	39	49	80%	0	8	0%
HE	FROST	LAB	514	20	Electrical Lab	10	49	20%	0	8	0%
HE	FROST	LAB	518	20	Power Trains Lab	6	49	12%	0	8	0%
HE	FROST	LAB	525	20	Engines Lab	6	49	12%	0	8	0%
HE	FROST	LAB	527	20	Dynanometer Lab	6	49	12%	0	8	0%
HE	FROST	LAB	528	20	Main Shop	6	49	12%	0	8	0%
HE	FROST	LAB	531	20	AM Lab	6	49	12%	0	8	0%
HE	FROST	LAB	532	20	Hydraulics Lab	6	49	12%	0	8	0%
LA	LAW&ARBOR	FLAB	402	35	Pest Bldg-metal lab tops	24	49	49%	0	8	0%
LA	LAW&ARBOR	LAB	413	32	Court Room-Restricted NR Law	25	49	51%	4	8	50%
LA	LAW&ARBOR	SEM	411	35	Seminar Room (Tree Climbing)	24	49	49%	0	8	0%
LA	LAW&ARBOR	SEM	415	30	Seminar Room	24	49	49%	0	8	0%
RD	RESDRILL	CLAS	603	48	SBL Dedicated Room	18	49	37%	0	8	0%
RD	RESDRILL	CLAS	605	42	RES DRILL/PUMPS-fixed, sink	16	49	33%	0	8	0%
RD	RESDRILL	CLAS	606	60	RES DRILLING-fixed, sink	12	49	24%	0	8	0%

**Frost Campus Utilization Charts**  
**Fall 2019 - Frost Utilization - 20191028**

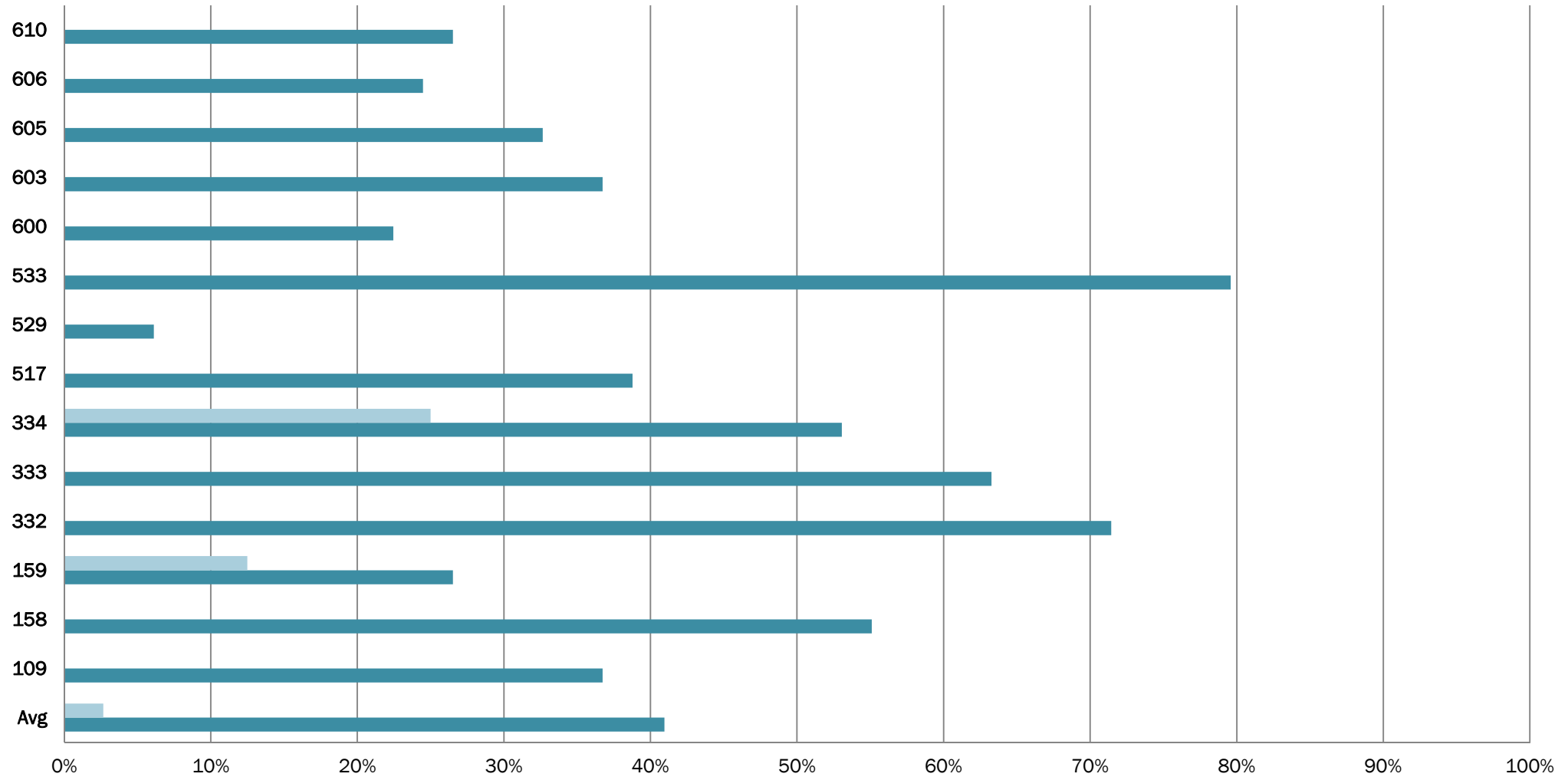


**Frost Campus Utilization Charts**  
**Fall 2019 - Frost Utilization - 20191028**



Frost Campus Utilization Charts  
 Fall 2019 - Frost Utilization - 20191028

All Room Types - Frost Campus - HEO/Law&Arbor/ResDrill



Percentage (%) Use