

Frost Campus Utilization Table
Winter 2020 - Frost Utilization - 20200203

Winter 2020 - March 9th - March 13th						Standard Post Secondary			Extended Post Secondary (Mon-Thurs)		
Building	Pavilion	Room Type	Room	Capacity	Description	8am - 6pm (# of Periods Used)	8am - 6pm (Total # of Periods)	8am - 6pm (% Used)	6pm - 8pm (# of Periods Used)	6pm - 8pm (Total # of Periods)	6pm - 8pm (% Used)
FH	FROST	LAB	FIELD	30	Field House	6	49	12.24%	0	8	0.00%
FR	FROST	CLAB	103	35	COMPUTER LAB	39	49	79.59%	7	8	25.00%
FR	FROST	CLAB	104	35	COMPUTER LAB	35	49	71.43%	0	8	0.00%
FR	FROST	CLAS	109	36	CLASSROOM/SURV/DESKS/CHAIRS	25	49	51.02%	0	8	0.00%
FR	FROST	ELAB	132	32	ET Dedicated Lab	24	49	48.98%	2	8	0.00%
FR	FROST	ELAB	191	30	ET Dedicated Lab	21	49	42.86%	1	8	12.50%
FR	FROST	FLAB	290	36	DENDROLOGY-fixed, sinks	27	49	55.10%	0	8	0.00%
FR	FROST	FLAB	291	48	MENS/FORESTRY/CLS-fixed, sink	17	49	34.69%	0	8	0.00%
FR	FROST	FWLB	158	40	Fish & Wildlife Lab (Wildlife)	15	49	30.61%	0	8	0.00%
FR	FROST	FWLB	159	40	Fish & Wildlife Lab (Pathology)	25	49	51.02%	2	8	0.00%
FR	FROST	GILB	332	35	GIS COMPUTER	31	49	63.27%	0	8	0.00%
FR	FROST	GILB	333	35	GIS COMPUTER	34	49	69.39%	5	8	50.00%
FR	FROST	GILB	334	35	GIS COMPUTER	24	49	48.98%	6	8	50.00%
FR	FROST	GYLB	123	50	Geology Lab	26	48	54.17%	0	8	0.00%
FR	FROST	GYLB	128	50	Geology Lab	26	49	53.06%	0	8	0.00%
FR	FROST	LAB	131	20	Hatchery	16	49	32.65%	0	8	0.00%
FR	FROST	LAB	190	30	CHEMISTRY	33	49	67.35%	0	8	0.00%
FR	FROST	LAB	232	30	LIMNOLOGY/FISHERIES-(max 46)	2	49	4.08%	0	8	0.00%
FR	FROST	LAB	233	40	Wet Lab / Seminar Room	26	49	53.06%	0	8	0.00%
FR	FROST	LAB	295	30	ENTOMOLOGY/PATHOLOGY	11	49	22.45%	0	8	0.00%
FR	FROST	LAB	302	18	Outside Biodiversity Lab	5	49	10.20%	0	8	0.00%
FR	FROST	LAB	325	30	GIS Virtual Classroom	11	49	22.45%	3	8	25.00%
FR	FROST	LAB2	306	70	Biodiversity Lab	26	49	53.06%	3	8	25.00%
FR	FROST	LECT	184	60	SMALL LECTURE THEATRE	27	49	55.10%	0	8	0.00%
FR	FROST	LECT	188	60	SMALL LECT THEATRE	27	49	55.10%	0	8	0.00%
FR	FROST	LECT	250	245	LARGE LECTURE THEATRE	23	49	46.94%	2	8	12.50%
FR	FROST	LECT	280	156	MEDIUM LECTURE THEATRE	38	49	77.55%	0	8	0.00%
FR	FROST	SEM	110	35	Seminar Room (sink)	43	49	87.76%	0	8	0.00%
FR	FROST	SEM	134	40	Seminar Room (sink)	28	49	57.14%	0	8	0.00%
FR	FROST	SEM	135	48	Seminar Room	36	49	73.47%	0	8	0.00%
FR	FROST	SEM	180	35	Seminar Room	30	49	61.22%	0	8	0.00%
FR	FROST	SEM	185	35	Seminar Room	30	49	61.22%	0	8	0.00%
FR	FROST	SEM	189	35	Seminar Room	36	49	73.47%	0	8	0.00%

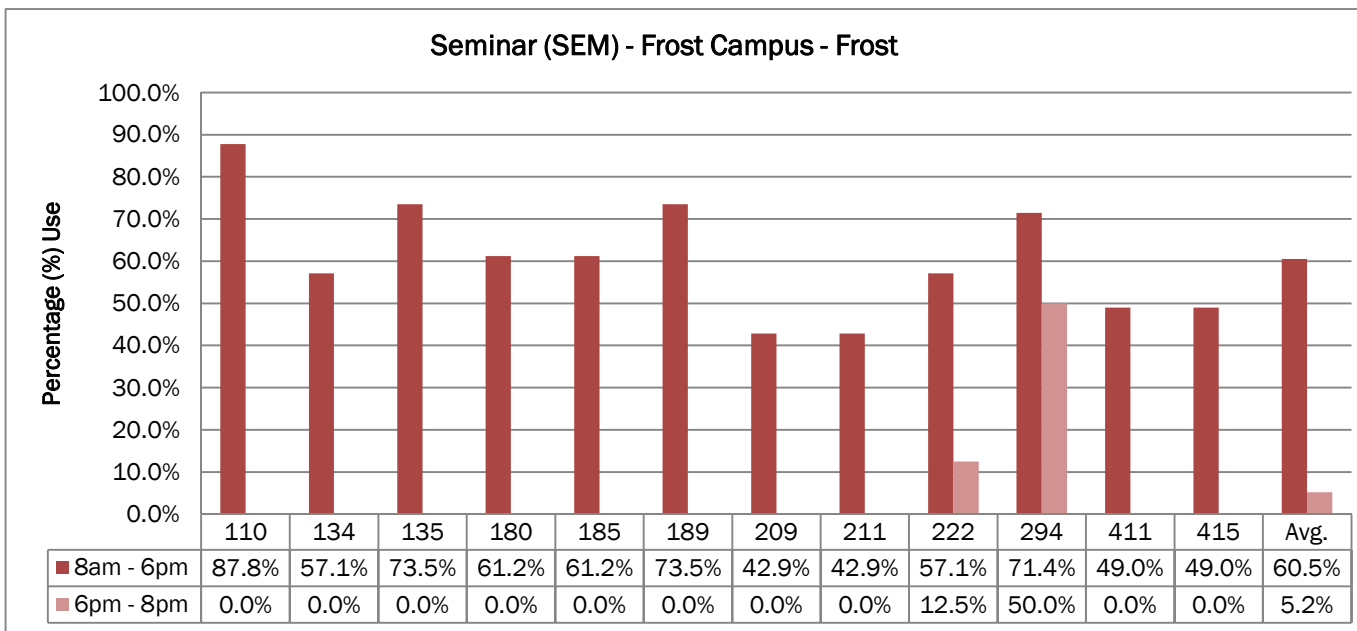
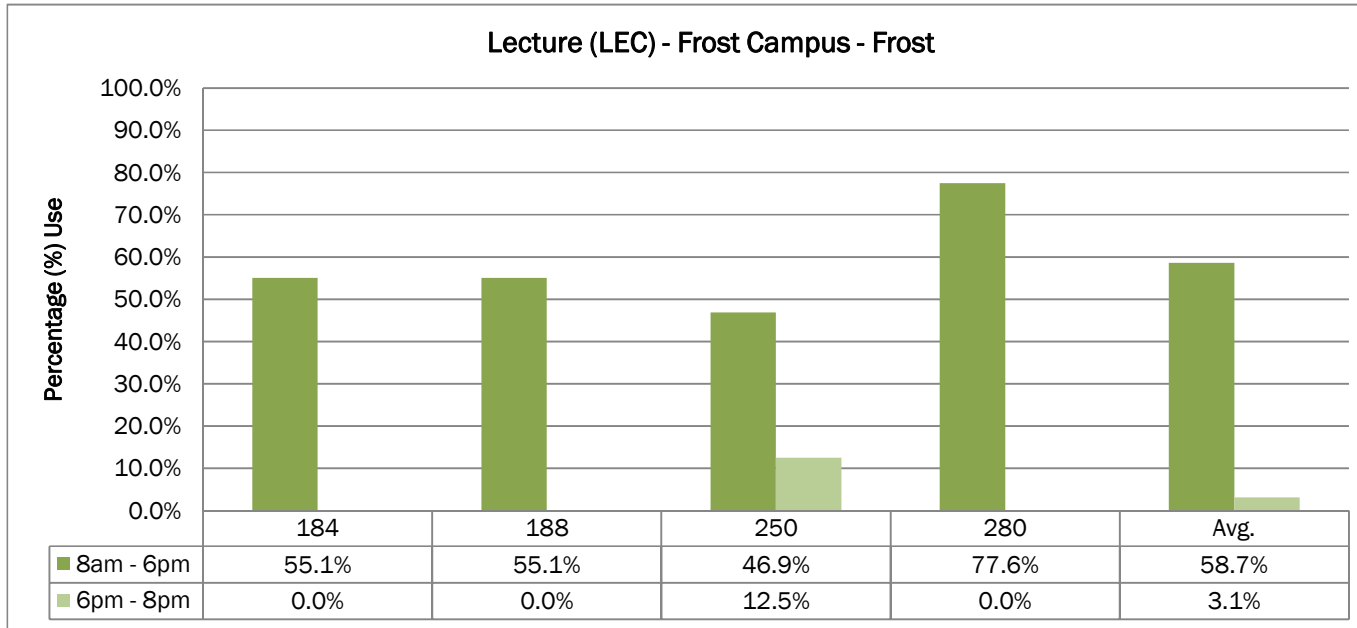
Frost Campus Utilization Table
 Winter 2020 - Frost Utilization - 20200203

Winter 2020 - March 9th - March 13th						Standard Post Secondary			Extended Post Secondary (Mon-Thurs)		
Building	Pavilion	Room Type	Room	Capacity	Description	8am - 6pm (# of Periods Used)	8am - 6pm (Total # of Periods)	8am - 6pm (% Used)	6pm - 8pm (# of Periods Used)	6pm - 8pm (Total # of Periods)	6pm - 8pm (% Used)
FR	FROST	SEM	209	60	Seminar Room	21	49	42.86%	0	8	0.00%
FR	FROST	SEM	211	60	Seminar Room	21	49	42.86%	0	8	0.00%
FR	FROST	SEM	222	35	Seminar Room	28	49	57.14%	1	8	12.50%
FR	FROST	SEM	294	30	Seminar Room	35	49	71.43%	4	8	50.00%
HE	FROST	CLAB	535	20	Computer Lab	0	49	0.00%	0	8	0.00%

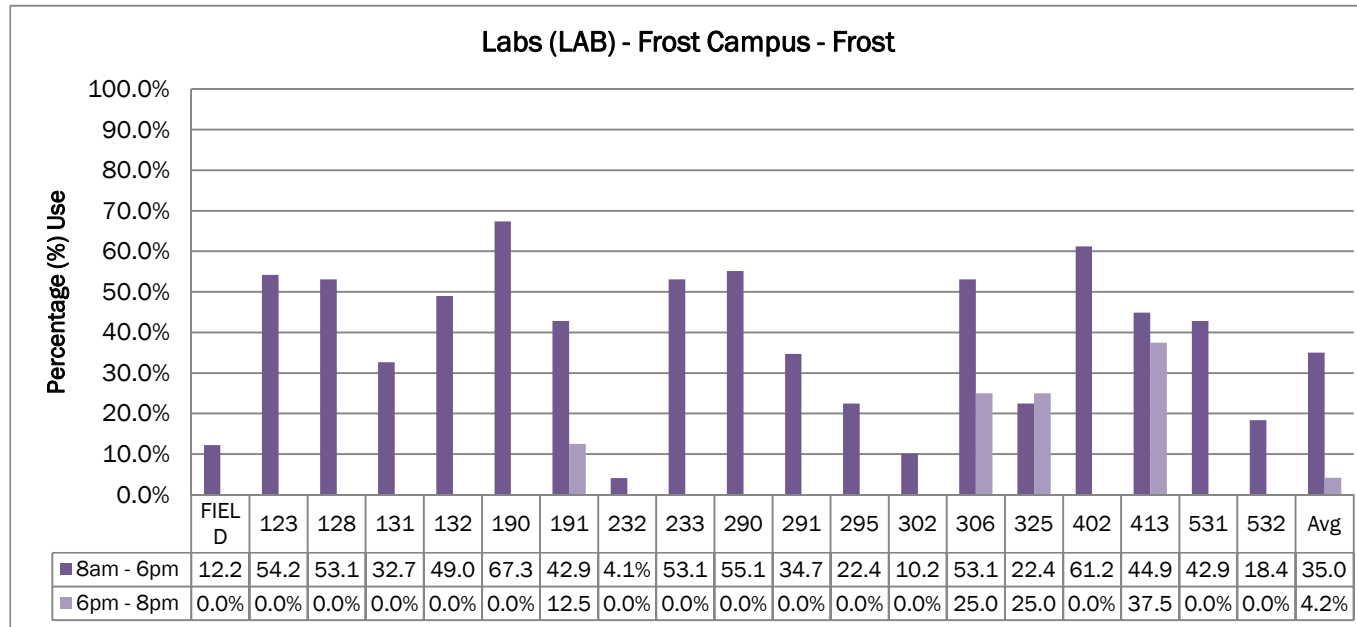
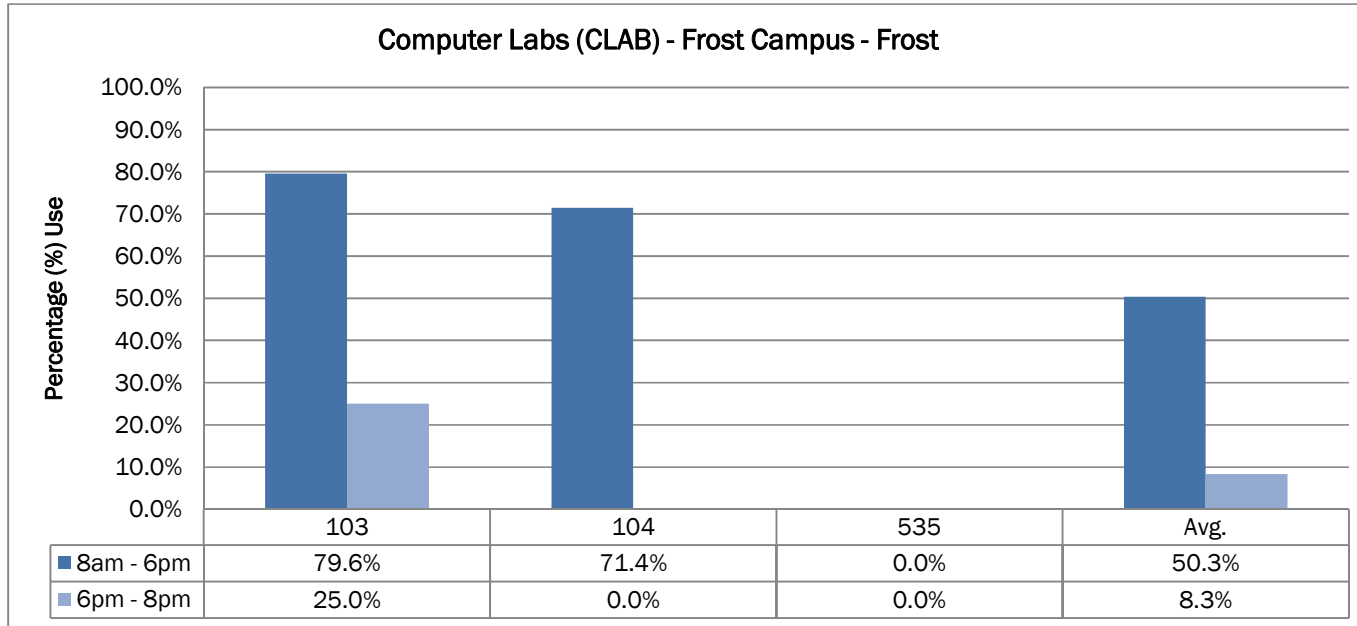
Frost Campus Utilization Table
Winter 2020 - Frost Utilization - 20200203

Winter 2020 - March 9th - March 13th						Standard Post Secondary			Extended Post Secondary (Mon-Thurs)		
Building	Pavilion	Room Type	Room	Capacity	Description	8am - 6pm (# of Periods Used)	8am - 6pm (Total # of Periods)	8am - 6pm (% Used)	6pm - 8pm (# of Periods Used)	6pm - 8pm (Total # of Periods)	6pm - 8pm (% Used)
HE	FROST	CLAS	517	45	Main Classroom	15	49	30.61%	0	8	0.00%
HE	FROST	CLAS	529	20	Corporate & EPG Classroom	27	49	55.10%	0	8	0.00%
HE	FROST	CLAS	533	40	Upper Level Classroom/Simulator	43	49	87.76%	0	8	0.00%
HE	FROST	LAB	514	20	Electrical Lab	12	49	24.49%	0	8	0.00%
HE	FROST	LAB	518	20	Power Trains Lab	9	49	18.37%	0	8	0.00%
HE	FROST	LAB	525	20	Engines Lab	9	49	18.37%	0	8	0.00%
HE	FROST	LAB	527	20	Dynanometer Lab	9	49	18.37%	0	8	0.00%
HE	FROST	LAB	528	20	Main Shop	13	49	26.53%	0	8	0.00%
HE	FROST	LAB	531	20	AM Lab	21	49	42.86%	0	8	0.00%
HE	FROST	LAB	532	20	Hydraulics Lab	9	49	18.37%	0	8	0.00%
LA	LAW&ARBOR	FLAB	402	35	Pest Bldg-metal lab tops	30	49	61.22%	0	8	0.00%
LA	LAW&ARBOR	LAB	413	36	Court Room-Restricted NR Law	22	49	44.90%	3	8	37.50%
LA	LAW&ARBOR	SEM	411	35	Seminar Room (Tree Climbing)	24	49	48.98%	0	8	0.00%
LA	LAW&ARBOR	SEM	415	30	Seminar Room	24	49	48.98%	0	8	0.00%
RD	RESDRILL	CLAS	603	48	SBL Dedicated Room	12	49	24.49%	0	8	0.00%
RD	RESDRILL	CLAS	605	42	RES DRILL/PUMPS-fixed, sink	24	49	48.98%	0	8	0.00%
RD	RESDRILL	CLAS	606	60	RES DRILLING-fixed, sink	22	49	44.90%	0	8	0.00%

Frost Campus Utilization Charts
Winter 2020 - Frost Utilization - 20200203

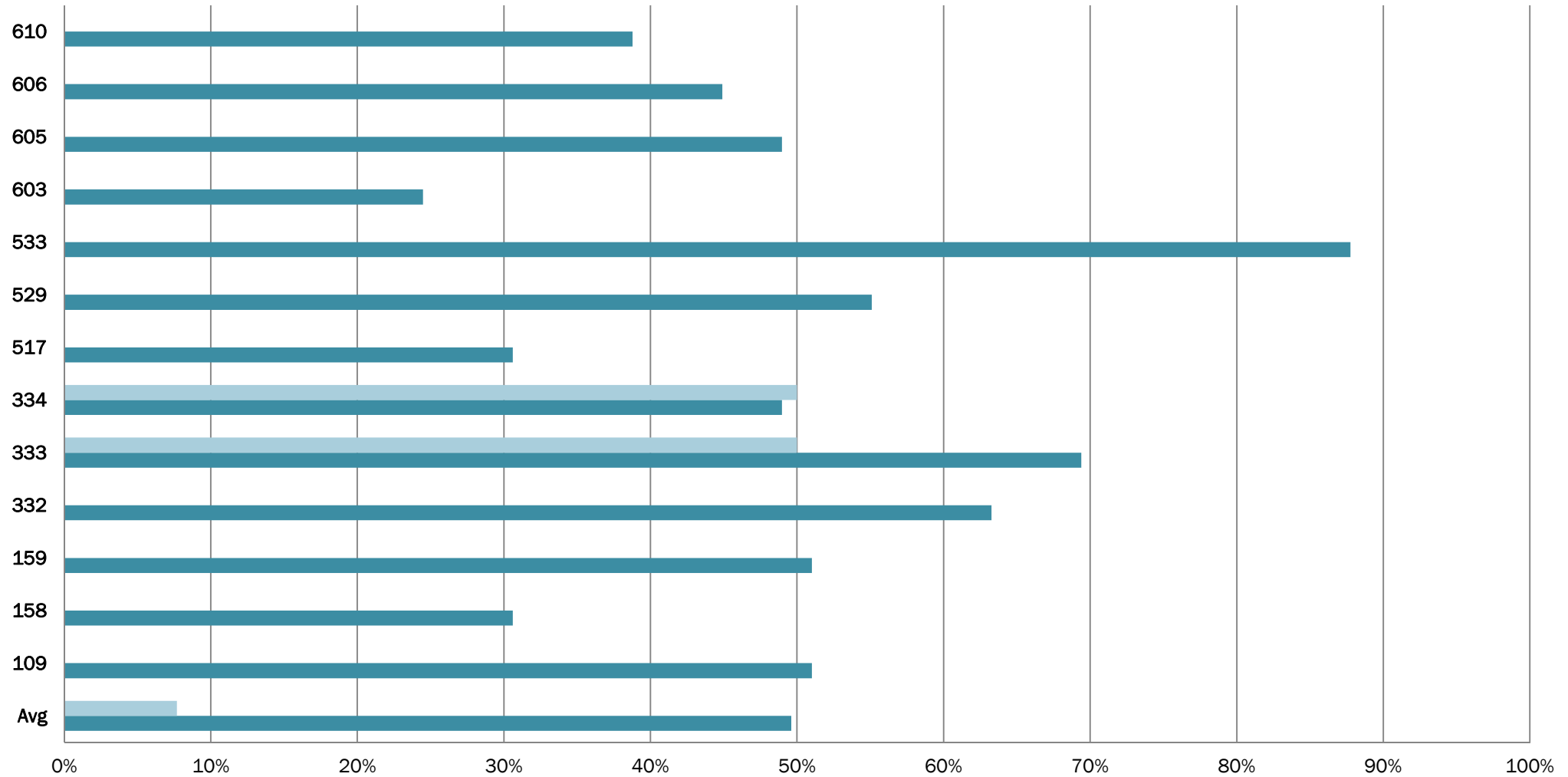


Frost Campus Utilization Charts
Winter 2020 - Frost Utilization - 20200203



Frost Campus Utilization Charts
 Winter 2020 - Frost Utilization - 20200203

All Room Types - Frost Campus - HEO/Law&Arbor/ResDrill



	Avg	109	158	159	332	333	334	517	529	533	603	605	606	610
6pm - 8pm	7.7%	0.0%	0.0%	0.0%	0.0%	50.0%	50.0%	0.0%	0.0%	0.0%	0.0%	0.0%	0.0%	0.0%
8am - 6pm	49.6%	51.0%	30.6%	51.0%	63.3%	69.4%	49.0%	30.6%	55.1%	87.8%	24.5%	49.0%	44.9%	38.8%

Percentage (%) Use