

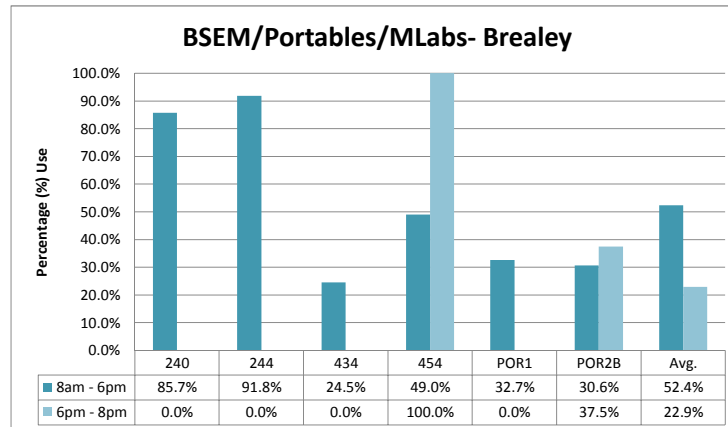
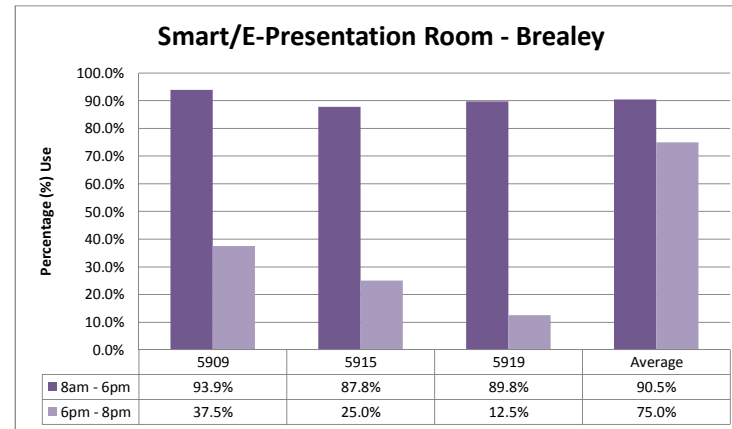
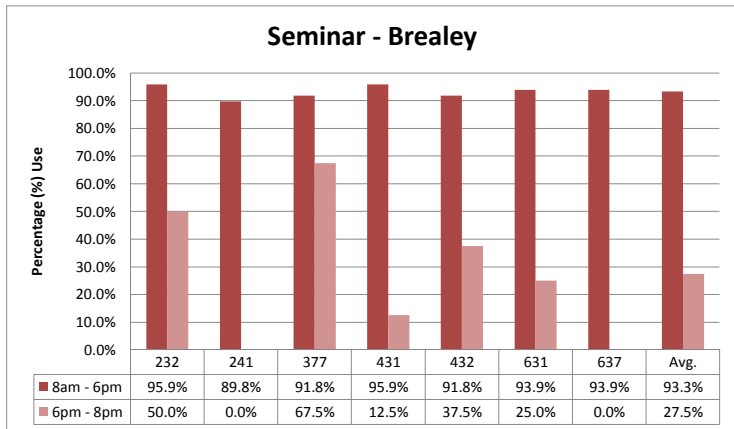
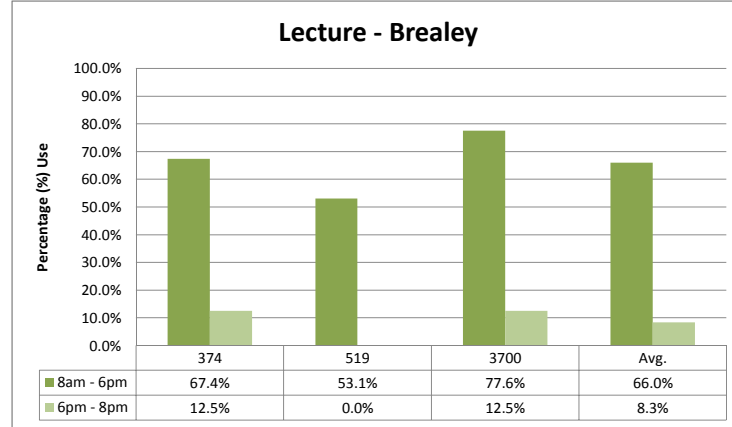
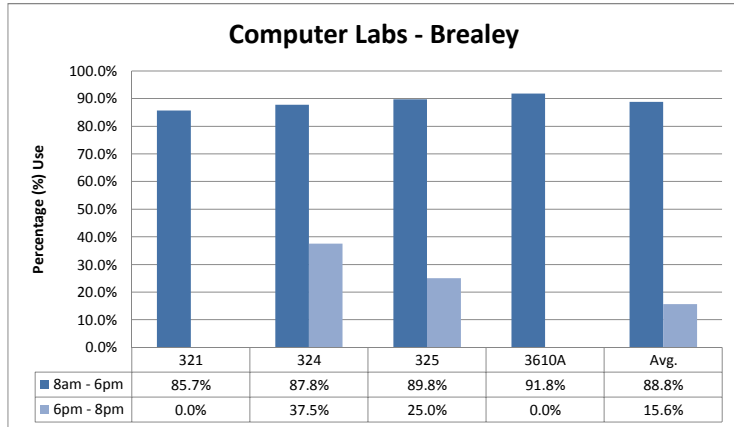
**Brealey Room Utilization  
Winter 2014**

Winter 2014 - January 6 to April 18, 2014					Standard Post Secondary			Extended Day Mon.-Thurs.		
Building	Room Type	Room	Capacity	Description	PS - 8am - 6pm (# of Periods Used)	PS - 8am - 6pm (Total # of Periods)	PS - 8am - 6pm (% Used)	ED - 6pm - 8pm (# of Periods Used)	ED - 6pm - 8pm (Total # of Periods)	ED - 6pm - 8pm (% Used)
BR	BSEM	240	36	SEMINAR ROOM - Biology	42	49	85.71%	0	8	0.00%
BR	BSEM	244	36	SEMINAR ROOM - Biology	45	49	91.84%	0	8	0.00%
BR	CLAB	321	40	COMPUTER LAB	42	49	85.71%	0	8	0.00%
BR	CLAB	324	35	COMPUTER LAB	43	49	87.76%	3	8	37.50%
BR	CLAB	325	35	COMPUTER LAB	44	49	89.80%	2	8	25.00%
BR	CLAB	3610A	40	COMPUTER LAB	45	49	91.84%	0	8	0.00%
BR	CLAS	204	90	MULTI-MEDIA CLASSROOM	44	49	89.80%	0	8	0.00%
BR	CLAS	212	40	MULTI-MEDIA CLASSROOM	46	49	93.88%	3	8	37.50%
BR	CLAS	236	25	MULTI-MEDIA CLASSROOM	40	49	81.63%	4	8	50.00%
BR	CLAS	237	40	MULTI-MEDIA CLASSROOM	42	49	85.71%	2	8	25.00%
BR	CLAS	238	40	MULTI-MEDIA CLASSROOM	43	49	89.58%	5	8	62.50%
BR	CLAS	243	40	MULTI-MEDIA CLASSROOM	45	49	91.84%	2	8	25.00%
BR	CLAS	433	45	MULTI-MEDIA CLASSROOM	43	49	87.76%	3	8	37.50%
BR	CLAS	521	50	MULTI-MEDIA CLASSROOM	47	49	95.92%	0	8	0.00%
BR	CLAS	522	35	MULTI-MEDIA CLASSROOM	45	49	91.84%	4	8	50.00%
BR	CLAS	536	54	MULTI-MEDIA CLASSROOM	45	49	91.84%	1	8	12.50%
BR	CLAS	550	52	MULTI-MEDIA CLASSROOM	47	49	95.92%	0	8	0.00%
BR	CLAS	551	35	MULTI-MEDIA CLASSROOM	46	49	93.88%	3	8	37.50%
BR	CLAS	553	35	MULTI-MEDIA CLASSROOM	45	49	91.84%	0	8	0.00%
BR	CLAS	557	40	MULTI-MEDIA CLASSROOM	48	49	97.96%	0	8	0.00%
BR	CLAS	561	40	MULTI-MEDIA CLASSROOM	45	49	91.84%	0	8	0.00%
BR	CLAS	567	80	MULTI-MEDIA CLASSROOM	45	49	91.84%	0	8	0.00%
BR	CLAS	603	30	MULTI-MEDIA CLASSROOM	45	49	91.84%	5	8	62.50%
BR	CLAS	613	60	MULTI-MEDIA CLASSROOM (key)	45	49	91.84%	1	8	12.50%
BR	LAB	175	25	ART CONSERVATION LAB	25	49	51.02%	0	8	0.00%
BR	LAB	207	30	NURSING LAB / MULTI-MEDIA	41	49	83.67%	1	8	12.50%
BR	LAB	234	25	PTA/OTA LAB	24	49	48.98%	0	8	0.00%
BR	LAB	322	30	CICE Room	18	49	36.74%	0	8	0.00%
BR	LAB	327	35	FORENSICS	12	49	24.49%	0	8	0.00%
BR	LAB	352	32	HARDWARE LAB	23	49	46.94%	0	8	0.00%
BR	LAB	380	40	COURT ROOM / MULTI-MEDIA L&J	37	49	75.51%	0	8	0.00%
BR	LAB	3606B	30	SMART HOUSE (Should not be sched.)	5	49	10.20%	1	8	12.50%
BR	LAB	3610B	30	SMART HOUSE ANNEX (Evolve shows 12)	31	49	63.27%	1	8	12.50%
BR	LAB	3611	40	TELECOM LAB	40	49	81.63%	0	8	0.00%

**Brealey Room Utilization  
Winter 2014**

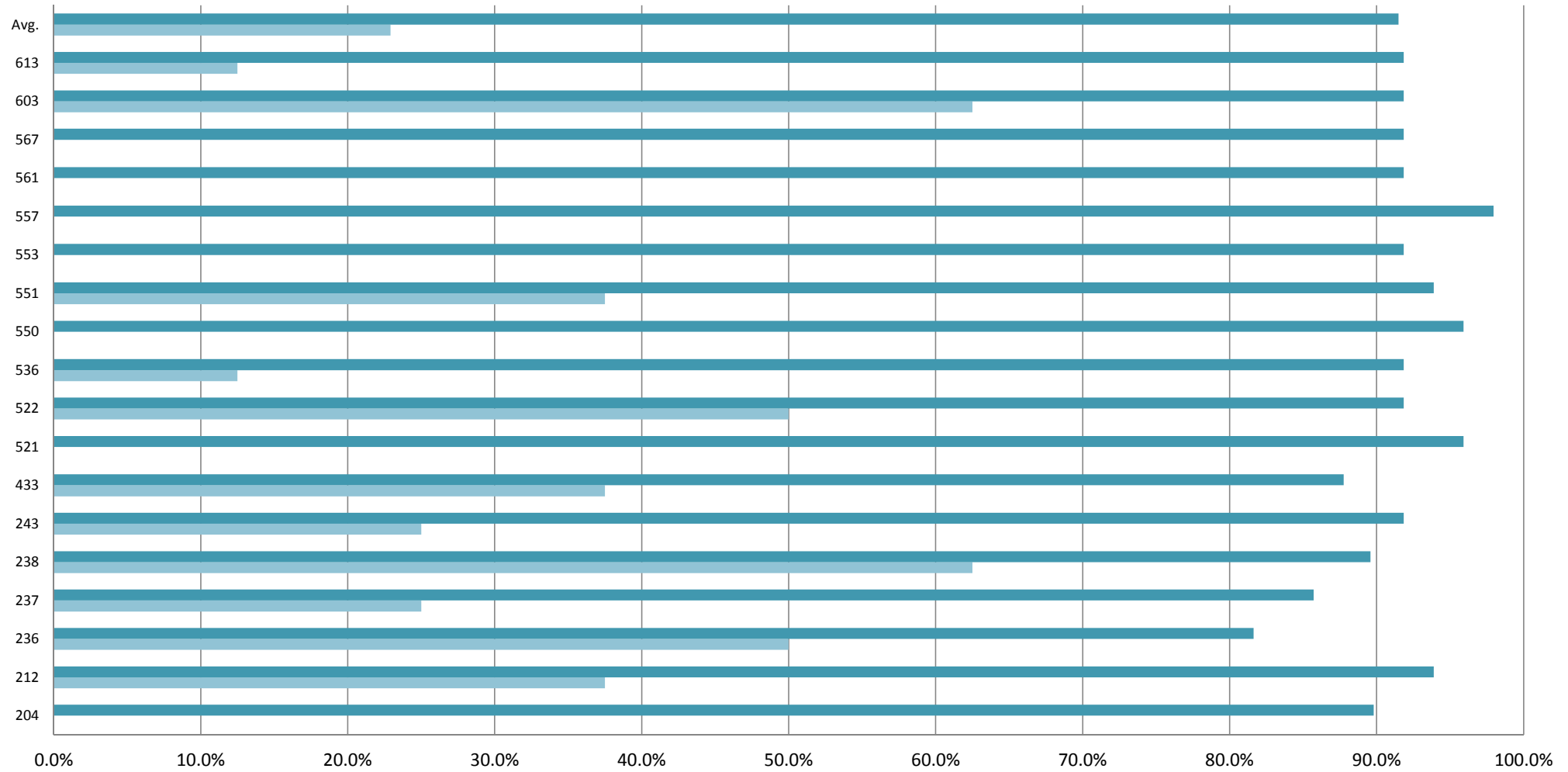
Winter 2014 - January 6 to April 18, 2014					Standard Post Secondary			Extended Day Mon.-Thurs.		
Building	Room Type	Room	Capacity	Description	PS - 8am - 6pm (# of Periods Used)	PS - 8am - 6pm (Total # of Periods)	PS - 8am - 6pm (% Used)	ED - 6pm - 8pm (# of Periods Used)	ED - 6pm - 8pm (Total # of Periods)	ED - 6pm - 8pm (% Used)
BR	LAB	3615	40	New WIN Program Room ??	8	49	16.33%	0	8	0.00%
BR	LAB	3617	30	DISPENSING LAB	46	49	93.88%	3	8	37.50%
BR	LAB	3618A	15	ASEPTIC LAB	16	49	32.65%	0	8	0.00%
BR	LAB	3701A	20	HIGH VOLTAGE & MOTORS (W14)	30	49	61.22%	6	8	75.00%
BR	LAB	3701B	30	INSTRUMENTATION (W14)	4	49	8.16%	0	8	0.00%
BR	LAB	3701C	30	MOTOR CONTROLS (W14)	26	49	53.06%	8	8	100.00%
BR	LAB	3701E	30	MEZZANINE	36	49	73.47%	6	8	75.00%
BR	LAB	3701F	30	ELECTRICAL/TRONICS/PHUEMATICS (WI4)	31	49	63.27%	5	8	62.50%
BR	LAB	3701H	20	ELECTRONICS (new W14)	17	49	34.69%	3	8	37.50%
BR	LAB	5907	35	HARDWARE DIGITAL LAB (HIM Dedicated	19	49	38.78%	0	8	0.00%
BR	LAB	632	30	FULFORDS - RESTAURANT	26	49	53.06%	0	8	0.00%
BR	LAB	635	30	CHEMISTRY LAB	49	49	100.00%	8	8	100.00%
BR	LAB	652	22	FOOD LAB	46	49	93.88%	2	8	25.00%
BR	LECT	3700	150	LECTURE THEATRE/E-PRESENTATION	38	49	77.55%	1	8	12.50%
BR	LECT	374	155	LECTURE THEATRE (AV sets up)	33	49	67.35%	0	8	12.50%
BR	LECT	519	210	LECTURE THEATRE (AV sets up)	26	49	53.06%	0	8	0.00%
BR	MLAB	434	24	MASSAGE THERAPY LAB	12	49	24.49%	0	8	0.00%
BR	MLAB	454	24	MASSAGE LAB/CLINIC	24	49	48.98%	8	8	100.00%
BR	PORT	POR1	40	PARAMEDIC LAB	16	49	32.65%	0	8	0.00%
BR	PORT	POR2B	30	S-Elect.Appr.	15	49	30.61%	3	8	37.50%
BR	SEM	232	40	MULTI-MEDIA SEMINAR ROOM	47	49	95.92%	4	8	50.00%
BR	SEM	241	40	MULTI-MEDIA SEMINAR ROOM	44	49	89.80%	0	8	0.00%
BR	SEM	377	35	MULTI-MEDIA SEMINAR ROOM	45	49	91.84%	5	8	67.50%
BR	SEM	431	50	MULTI-MEDIA SEMINAR ROOM	47	49	95.92%	1	8	12.50%
BR	SEM	432	40	MULTI-MEDIA SEMINAR ROOM	45	49	91.84%	3	8	37.50%
BR	SEM	631	50	MULTI-MEDIA SEMINAR ROOM	46	49	93.88%	0	8	25.00%
BR	SEM	637	60	MULTI-MEDIA SEMINAR ROOM	46	49	93.88%	0	8	0.00%
BR	SMRT	5909	40	SMART ROOM / E-PRESENTATION	46	49	93.88%	3	8	37.50%
BR	SMRT	5915	40	SMART ROOM / E-PRESENTATION	43	49	87.76%	2	8	25.00%
BR	SMRT	5919	40	SMART ROOM / E-PRESENTATION	44	49	89.80%	1	8	12.50%
BR	GYM	1	30	WELLNESS CENTRE	45	49	91.84%	0	8	0.00%
	<b>NOTE</b>			<b>3610C, 352B, POR2A, Removed for Project 607 Removed for ESL</b>						

**Brealey Room Utilization  
Winter 2014**



**Brealey Room Utilization  
Winter 2014**

**Classrooms - Brealey**

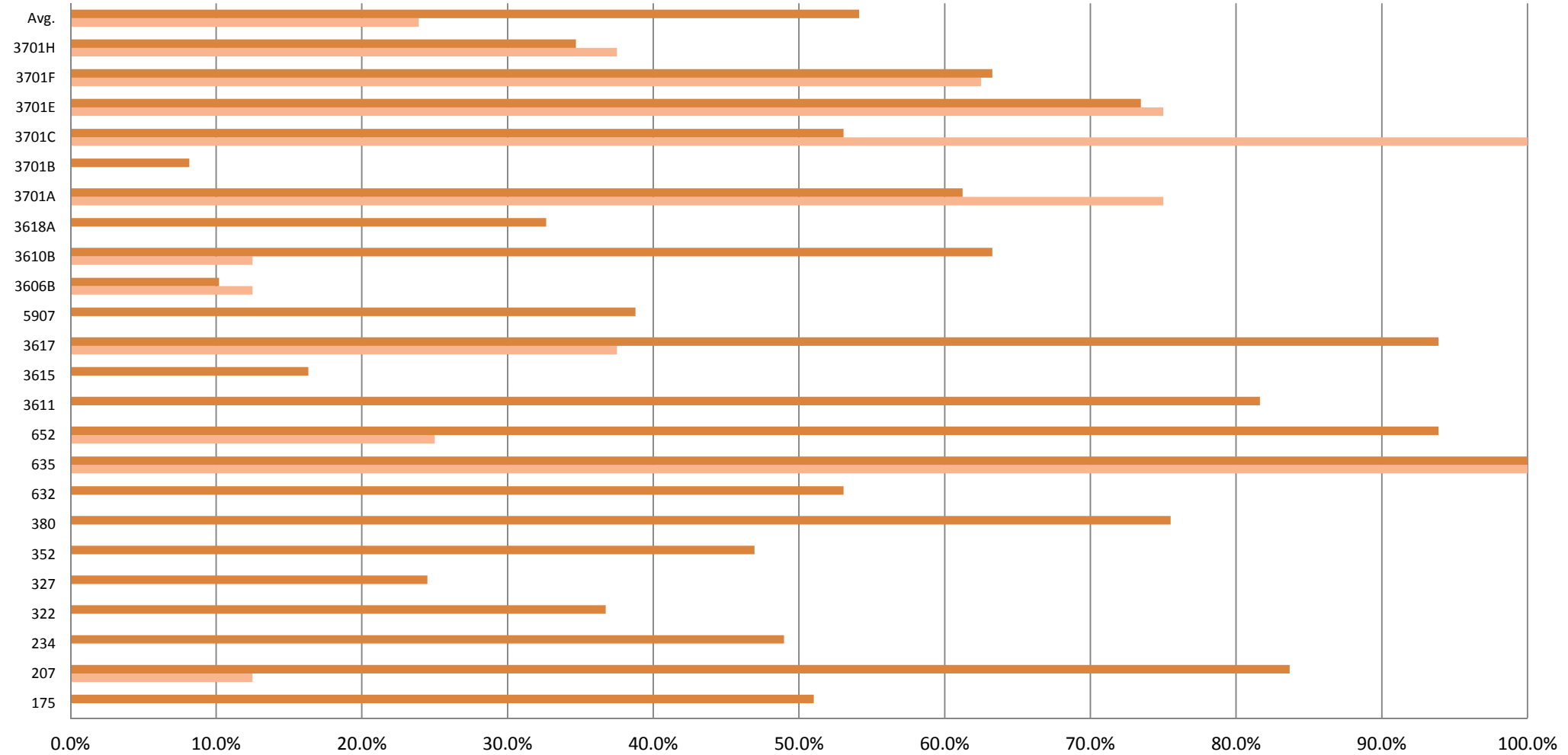


	204	212	236	237	238	243	433	521	522	536	550	551	553	557	561	567	603	613	Avg.
■ 8am - 6pm	89.8%	93.9%	81.6%	85.7%	89.6%	91.8%	87.8%	95.9%	91.8%	91.8%	95.9%	93.9%	91.8%	98.0%	91.8%	91.8%	91.8%	91.8%	91.5%
■ 6pm - 8pm	0.0%	37.5%	50.0%	25.0%	62.5%	25.0%	37.5%	0.0%	50.0%	12.5%	0.0%	37.5%	0.0%	0.0%	0.0%	0.0%	62.5%	12.5%	22.9%

**Percentage (%) Use**

## Brealey Room Utilization Winter 2014

### Labs - Brealey



	175	207	234	322	327	352	380	632	635	652	3611	3615	3617	5907	3606B	3610B	3618A	3701A	3701B	3701C	3701E	3701F	3701H	Avg.
8am - 6pm	51.0%	83.7%	49.0%	36.7%	24.5%	46.9%	75.5%	53.1%	100.0%	93.9%	81.6%	16.3%	93.9%	38.8%	10.2%	63.3%	32.7%	61.2%	8.2%	53.1%	73.5%	63.3%	34.7%	54.1%
6pm - 8pm	0.0%	12.5%	0.0%	0.0%	0.0%	0.0%	0.0%	0.0%	100.0%	25.0%	0.0%	0.0%	37.5%	0.0%	12.5%	12.5%	0.0%	75.0%	0.0%	100.0%	75.0%	62.5%	37.5%	23.9%

Percentage (%) Use