

Sutherland Campus Utilization Table
Fall 2014

Fall 2014 - September 2 - December 12, 2014					Standard Post Secondary			Extended Day Mon.-Thurs.		
Building	Room Type	Room	Capacity	Description	8am - 6pm (# of Periods Used)	8am - 6pm (Total # of Periods)	8am - 6pm (% Used)	6pm - 8pm (# of Periods Used)	6pm - 8pm (Total # of Periods)	6pm - 8pm (% Used)
BR	BSEM	A1152	36	SEMINAR ROOM - Biology (244)	42	49	86%	0	8	0%
BR	BSEM	A1156	36	SEMINAR ROOM - Biology (240)	41	49	84%	0	8	0%
BR	CLAB	B2101	40	COMPUTER LAB (321)	43	49	88%	4	8	50%
BR	CLAB	B2121	35	COMPUTER LAB (324)	39	49	80%	1	8	13%
BR	CLAB	B2131	35	COMPUTER LAB (325)	37	49	76%	1	8	13%
BR	CLAB	B2309.2	40	COMPUTER LAB (3610A)	39	49	80%	0	8	0%
BR	CLAB	B2309.3	35	COMPUTER LAB (3610C)	38	49	78%	0	8	0%
BR	CLAS	A1111	90	MULTI-MEDIA CLASSROOM (204)	41	49	84%	0	8	0%
BR	CLAS	A1123	40	MULTI-MEDIA CLASSROOM (212)	44	49	90%	0	8	0%
BR	CLAS	A1134	40	MULTI-MEDIA CLASSROOM (237)	44	49	90%	3	8	38%
BR	CLAS	A1138	40	MULTI-MEDIA CLASSROOM (238)	47	49	96%	0	8	0%
BR	CLAS	A1146	40	MULTI-MEDIA CLASSROOM (243)	44	49	90%	2	8	25%
BR	CLAS	A1163	25	MULTI-MEDIA CLASSROOM (236)	42	49	86%	4	8	50%
BR	CLAS	A2135	45	MULTI-MEDIA CLASSROOM (433)	45	49	92%	2	8	25%
BR	CLAS	A3112	28	MULTI-MEDIA CLASSROOM (607)	34	49	69%	2	8	25%
BR	CLAS	A3120	30	MULTI-MEDIA CLASSROOM (603)	31	49	63%	0	8	0%
BR	CLAS	A3147	60	MULTI-MEDIA CLASSROOM (613)	47	49	96%	5	8	63%
BR	CLAS	B3101	50	MULTI-MEDIA CLASSROOM (521)	44	49	90%	0	8	0%
BR	CLAS	B3102	35	MULTI-MEDIA CLASSROOM (522)	39	49	80%	2	8	25%
BR	CLAS	B3121	54	MULTI-MEDIA CLASSROOM (536)	41	49	84%	2	8	25%
BR	CLAS	B3150	52	MULTI-MEDIA CLASSROOM (550)	42	49	86%	2	8	25%
BR	CLAS	B3151	35	MULTI-MEDIA CLASSROOM (551)	47	49	96%	1	8	13%
BR	CLAS	B3155	35	MULTI-MEDIA CLASSROOM (553)	41	49	84%	0	8	0%
BR	CLAS	B3167	40	MULTI-MEDIA CLASSROOM (557)	41	49	84%	0	8	0%
BR	CLAS	B3171	40	MULTI-MEDIA CLASSROOM (561)	46	49	94%	0	8	0%
BR	CLAS	B3179	80	MULTI-MEDIA CLASSROOM (567)	47	49	96%	4	8	50%
BR	LAB	A1120	30	NURSING LAB / MULTI-MEDIA (207)	34	49	69%	0	8	0%
BR	LAB	A1159	25	PTA/OTA LAB (234)	25	49	51%	0	8	0%

**Sutherland Campus Utilization Table
Fall 2014**

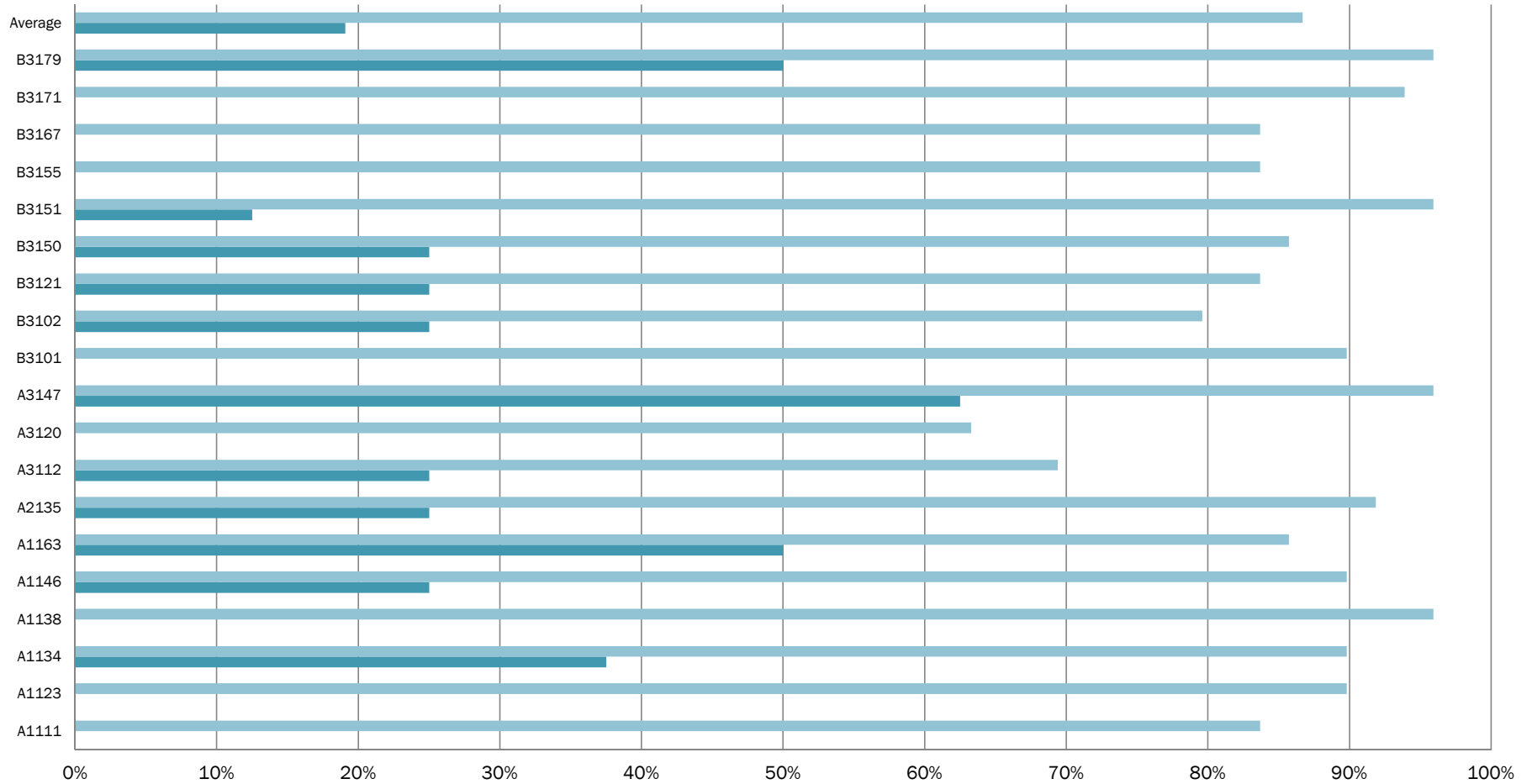
Fall 2014 - September 2 - December 12, 2014					Standard Post Secondary			Extended Day Mon.-Thurs.		
Building	Room Type	Room	Capacity	Description	8am - 6pm (# of Periods Used)	8am - 6pm (Total # of Periods)	8am - 6pm (% Used)	6pm - 8pm (# of Periods Used)	6pm - 8pm (Total # of Periods)	6pm - 8pm (% Used)
BR	LAB	A3152	30	FULFORDS - RESTAURANT (632)	9	46	20%	0	8	0%
BR	LAB	A3160	30	CHEMISTRY LAB (635)	48	49	98%	7	8	88%
BR	LAB	A3168	22	FOOD LAB (652)	40	46	87%	2	8	25%
BR	LAB	B2106	30	CICE ROOM (322)	18	49	37%	0	8	0%
BR	LAB	B2143	35	FORENSICS LAB (327)	8	49	16%	0	8	0%
BR	LAB	B2181	32	HARDWARE LAB (352)	48	49	98%	5	8	63%
BR	LAB	B2181.2	10	APPLIED PROJECTS LAB (352B)	0	49	0%	0	8	0%
BR	LAB	B2309.1	12	COMPUTER LAB (3610B) (30)	43	49	88%	8	8	100%
BR	LAB	B2315	40	COMPUTER SECURITY LAB (3611)	46	49	94%	4	8	50%
BR	LAB	B2319	40	WIRELESS LAB (3615)	8	49	16%	0	8	0%
BR	LAB	B2329	30	DISPENSING LAB (3617)	26	49	53%	0	8	0%
BR	LAB	B2341.2	16	ASEPTIC LAB (3618A)	0	49	0%	0	8	0%
BR	LAB	B3200	30	ENGINEERING COMMONS (was3701B)	0	49	0%	0	8	0%
BR	LAB	B3200.3	15	ELECTRONICS - PNEUMATICS (3701F)	20	49	41%	0	8	0%
BR	LAB	B3200.4	20	LAB VOLT (3701A)	14	49	29%	0	8	0%
BR	LAB	B3200.6	18	ELECTRONICS (3701H)	2	49	4%	0	8	0%
BR	LAB	B3200.7	30	PLC - ELECTRONICS (3701E)	37	49	76%	5	8	63%
BR	LAB	B3302	35	HARDWARE DIGITAL LAB(H&W Ded) (5907	11	34	32%	0	8	0%
BR	LAB	C1306	25	ART CONSERVATION LAB (175)	21	49	43%	0	8	0%
BR	LAB	C2159	40	COURT ROOM / MULTI-MEDIA L&J (380)	31	49	63%	1	8	13%
BR	LECT	B3100	210	WHETUNG LECTURE THEATRE (519)	37	49	76%	0	8	0%
BR	LECT	B3250	150	LECTURE THEATRE/E-PRESENTAT (3700)	34	49	76%	0	8	0%
BR	LECT	C2125	143	LECTURE THEATRE (AV sets up) (374)	35	49	71%	1	8	13%
BR	MLAB	A2137	24	MASSAGE THERAPY LAB (434)	15	49	31%	0	8	0%
BR	MLAB	A2167	24	MASSAGE THERAPY LAB/CLINIC (454)	22	49	45%	4	8	50%
BR	PORT	POR1	40	PARAMEDIC LAB	22	49	45%	0	8	0%
BR	SEM	A1131	40	MULTI-MEDIA SEMINAR ROOM (232)	40	49	82%	2	8	25%
BR	SEM	A1142	40	MULTI-MEDIA SEMINAR ROOM (241)	43	49	88%	1	8	13%

**Sutherland Campus Utilization Table
Fall 2014**

Fall 2014 - September 2 - December 12, 2014					Standard Post Secondary			Extended Day Mon.-Thurs.		
Building	Room Type	Room	Capacity	Description	8am - 6pm (# of Periods Used)	8am - 6pm (Total # of Periods)	8am - 6pm (% Used)	6pm - 8pm (# of Periods Used)	6pm - 8pm (Total # of Periods)	6pm - 8pm (% Used)
BR	SEM	A2128	50	MULTI-MEDIA SEMINAR ROOM (431)	44	49	90%	1	8	13%
BR	SEM	A2129	40	MULTI-MEDIA SEMINAR ROOM (432)	43	49	88%	0	8	0%
BR	SEM	A3151	50	MULTI-MEDIA SEMINAR ROOM (631)	43	49	88%	0	8	0%
BR	SEM	A3159	60	MULTI-MEDIA SEMINAR ROOM (637)	41	48	85%	2	8	25%
BR	SEM	C2131	35	MULTI-MEDIA SEMINAR ROOM (377)	38	49	78%	2	8	25%
BR	SMRT	B3310	40	SMART ROOM / E-PRESENTATION (5909)	44	49	90%	0	8	0%
BR	SMRT	B3316	40	SMART ROOM / E-PRESENTATION (5915)	45	49	92%	2	8	25%
BR	SMRT	B3320	40	SMART ROOM / E-PRESENTATION (5919)	42	49	86%	0	8	0%
WE	GYM	1	30	WELLNESS CENTRE	38	43	88%	0	8	0%

Sutherland Campus Utilization Charts
Fall 2014

Classrooms (CLAS) - Sutherland Campus - Brealey

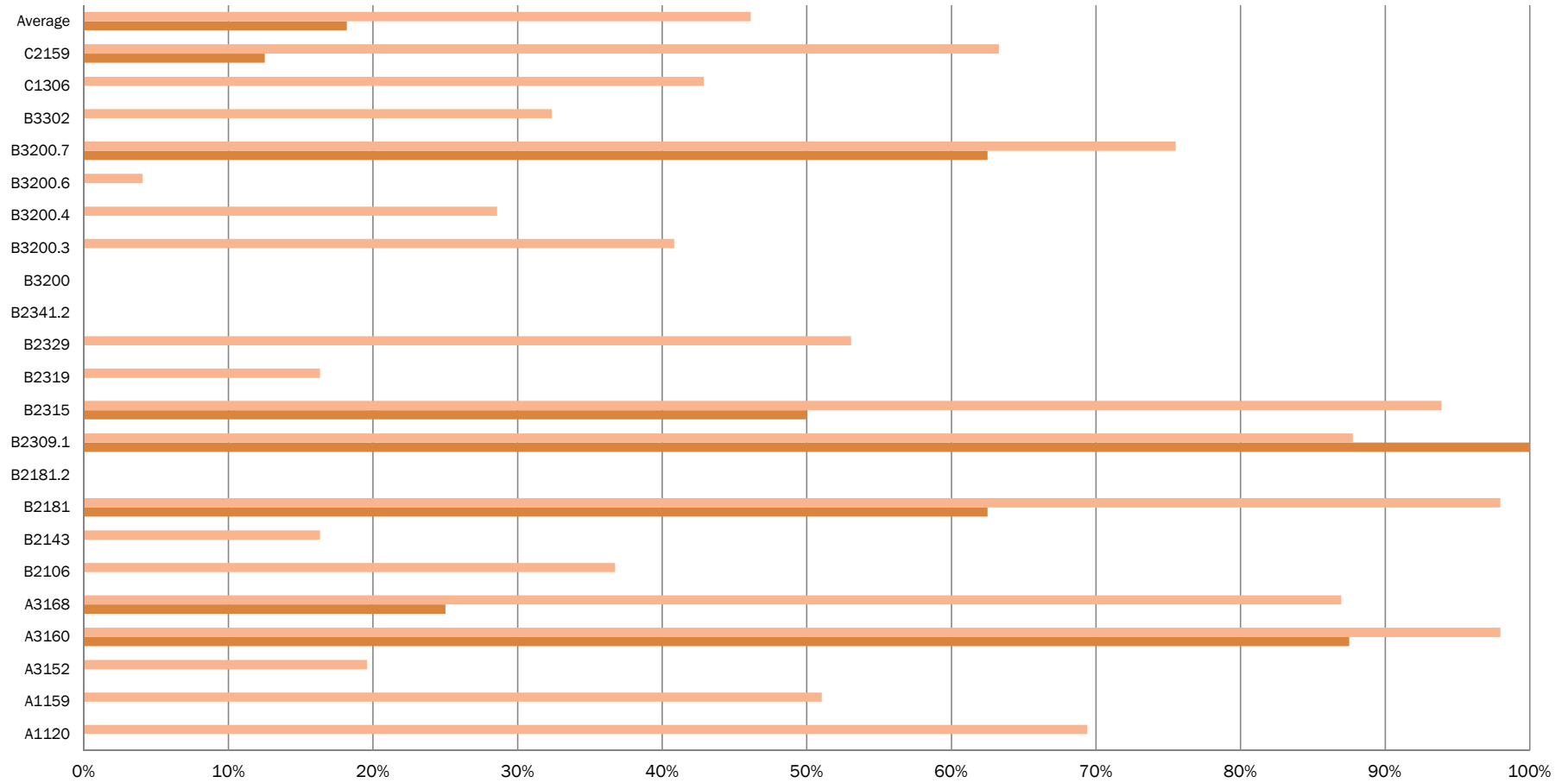


	A1111	A1123	A1134	A1138	A1146	A1163	A2135	A3112	A3120	A3147	B3101	B3102	B3121	B3150	B3151	B3155	B3167	B3171	B3179	Average
8am - 6pm	84%	90%	90%	96%	90%	86%	92%	69%	63%	96%	90%	80%	84%	86%	96%	84%	84%	94%	96%	87%
6pm - 8pm	0%	0%	38%	0%	25%	50%	25%	25%	0%	63%	0%	25%	25%	25%	13%	0%	0%	0%	50%	19%

Percentage (%) Use

Sutherland Campus Utilization Charts Fall 2014

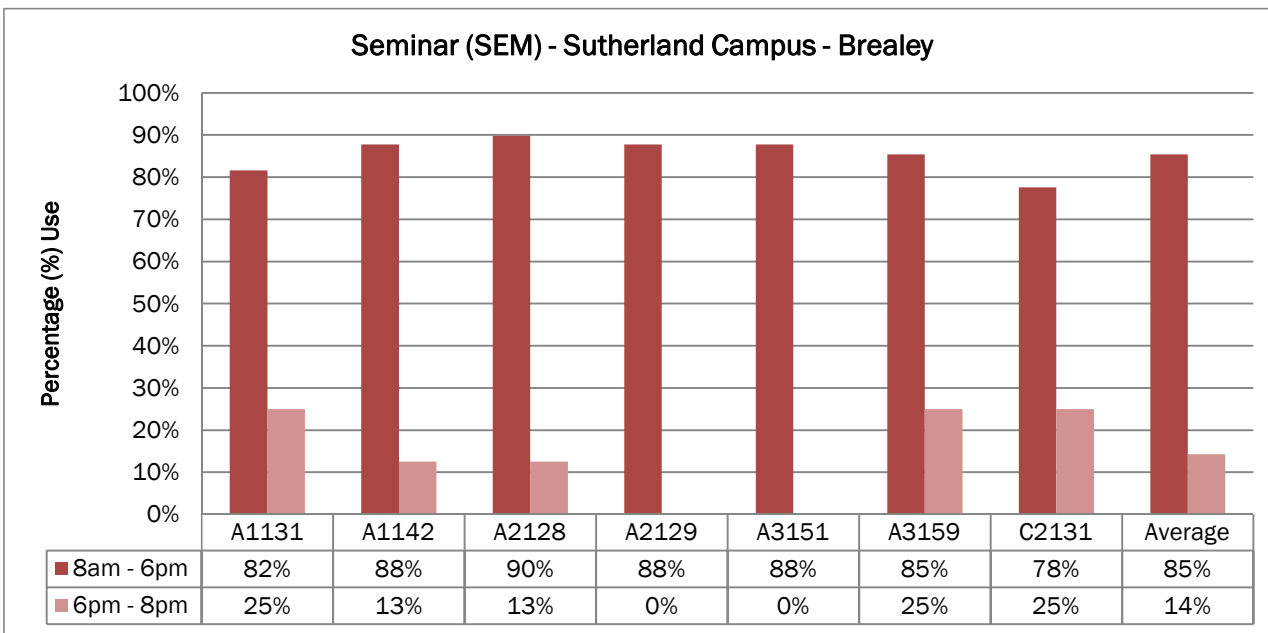
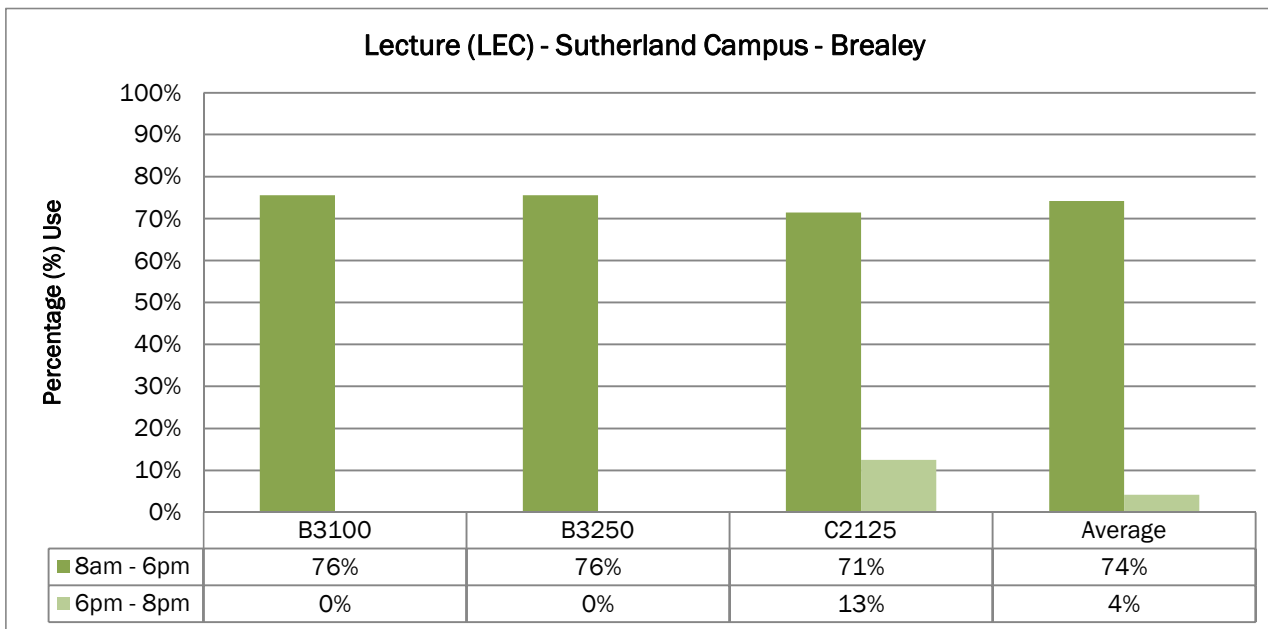
Labs (LAB) - Sutherland Campus - Brealey



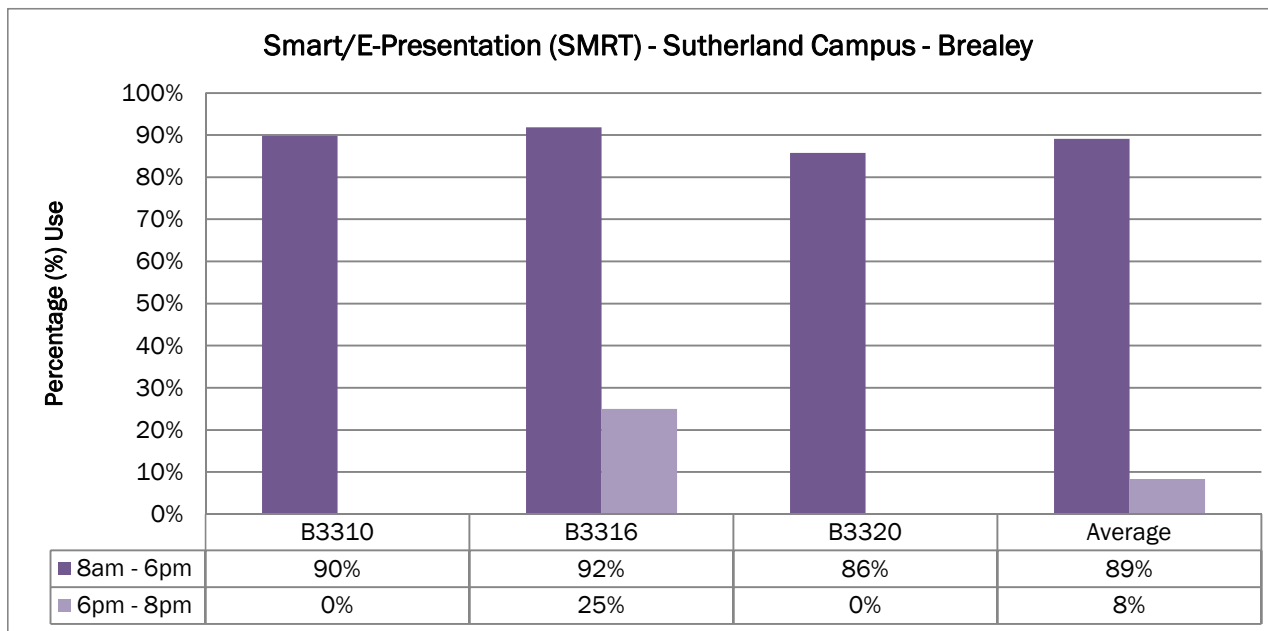
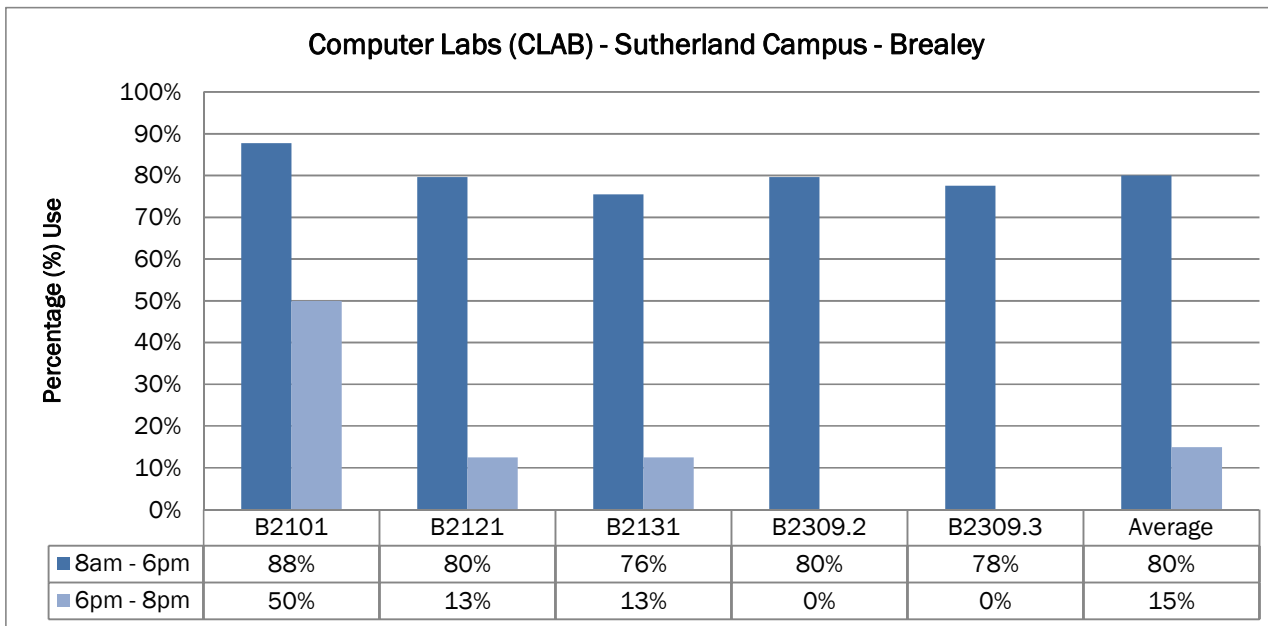
	A1120	A1159	A3152	A3160	A3168	B2106	B2143	B2181	B2181.2	B2309.1	B2315	B2319	B2329	B2341.2	B3200	B3200.3	B3200.4	B3200.6	B3200.7	B3302	C1306	C2159	Average
8am - 6pm	69%	51%	20%	98%	87%	37%	16%	98%	0%	88%	94%	16%	53%	0%	0%	41%	29%	4%	76%	32%	43%	63%	46%
6pm - 8pm	0%	0%	0%	88%	25%	0%	0%	63%	0%	100%	50%	0%	0%	0%	0%	0%	0%	0%	63%	0%	0%	13%	18%

Percentage (%) Use

**Sutherland Campus Utilization Charts
Fall 2014**



**Sutherland Campus Utilization Charts
Fall 2014**



Sutherland Campus Utilization Charts
Fall 2014

