

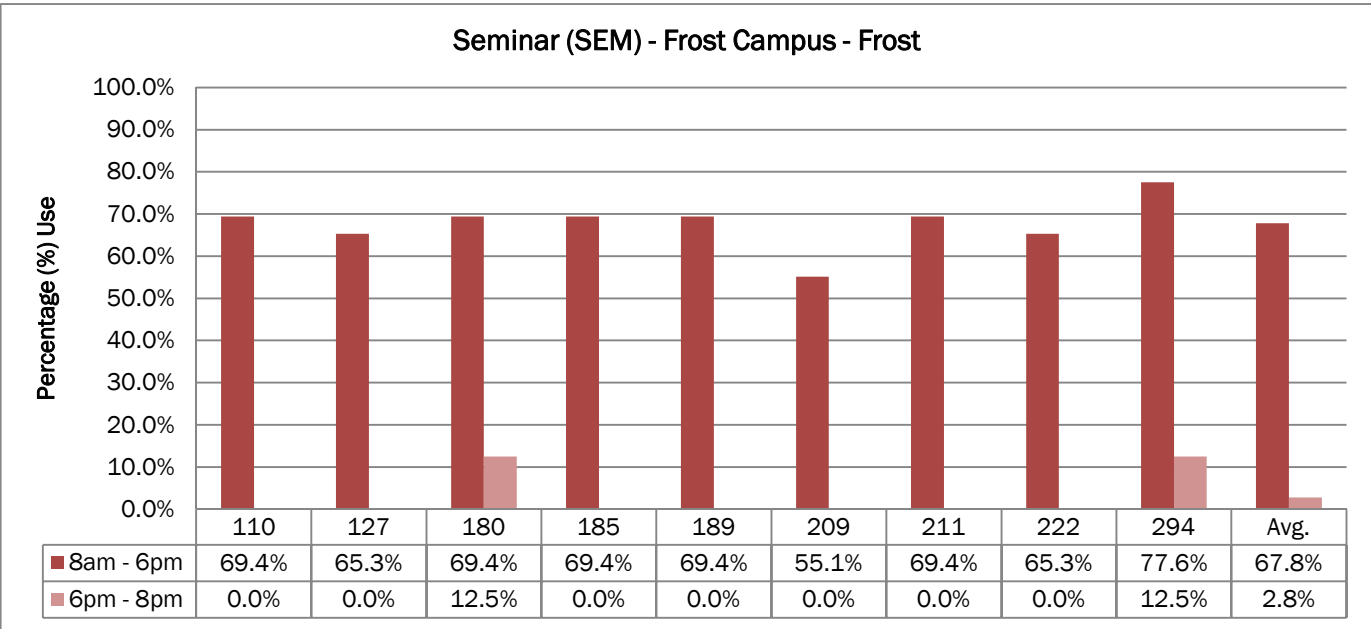
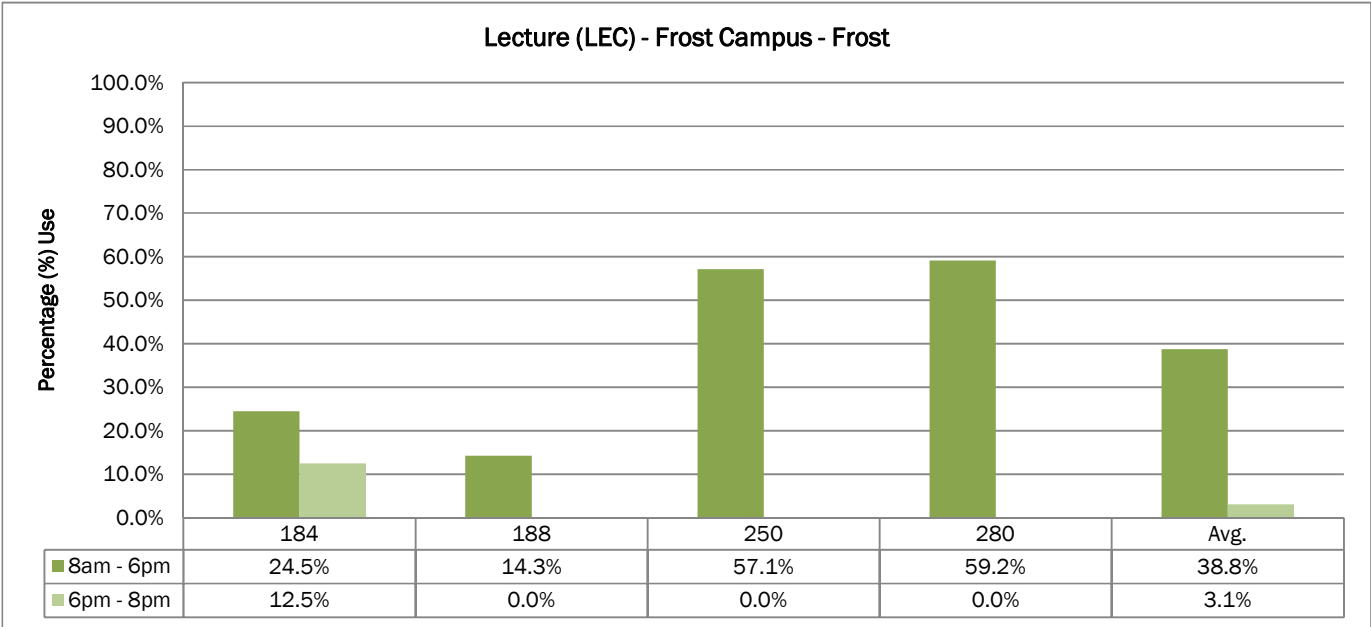
**Frost Campus Utilization Table  
Fall 2014**

Fall 2014 - September 2nd - December 12th, 2014					Standard Post Secondary			Extended Post Secondary (Mon-Thurs)			
Building	Pavilion	Room Type	Room	Capacity	Description	8am - 6pm (# of Periods Used)	8am - 6pm (Total # of Periods)	8am - 6pm (% Used)	6pm - 8pm (# of Periods Used)	6pm - 8pm (Total # of Periods)	6pm - 8pm (% Used)
FH	FROST	LAB	FIELD	30	Field House	7	49	14%	2	8	25%
FR	FROST	CLAB	103	35	COMPUTER LAB (38)	30	49	61%	0	8	0%
FR	FROST	CLAB	104	35	COMPUTER LAB	29	49	59%	0	8	0%
FR	FROST	CLAS	109	36	CLASSROOM/SURV/DESKS/CHAIRS	23	49	47%	0	8	0%
FR	FROST	ELAB	132	30	ET Dedicated Lab	37	49	76%	2	8	25%
FR	FROST	ELAB	134	30	ET / FT Dedicated Lab	27	49	55%	2	8	25%
FR	FROST	ELAB	191	30	ET Dedicated Lab	46	49	94%	2	8	25%
FR	FROST	FLAB	290	36	DENDROLOGY-fixed, sinks	27	49	55%	0	8	0%
FR	FROST	FLAB	291	48	MENS/FORESTRY/CLS-fixed, sink	24	49	49%	0	8	0%
FR	FROST	FWLB	158	40	Fish & Wildlife Pathology Lab	24	49	49%	0	8	0%
FR	FROST	FWLB	159	40	Fish & Wildlife Pathology Lab	18	49	37%	0	8	0%
FR	FROST	GILB	332	35	GIS COMPUTER	33	49	67%	0	8	0%
FR	FROST	GILB	333	35	GIS COMPUTER	21	49	43%	0	8	0%
FR	FROST	GILB	334	35	GIS COMPUTER	31	49	63%	0	8	0%
FR	FROST	GYLB	121	30	GEOL-FIXED LAB BENCHS/STOOL	13	49	27%	0	8	0%
FR	FROST	GYLB	122	30	GEOL-FIXED BENCHES-soils-dirty	23	49	47%	5	8	63%
FR	FROST	GYLB	126	38	GEOLOGY/FIXED LAB BENCHES/STOOLS	17	49	35%	0	8	0%
FR	FROST	LAB	131	20	Hatchery	12	49	24%	0	8	0%
FR	FROST	LAB	190	30	CHEMISTRY	39	49	80%	5	8	63%
FR	FROST	LAB	232	30	LIMNOLOGY/FISHERIES-(max 46)	36	49	73%	0	8	0%
FR	FROST	LAB	295	30	ENTOMOLOGY/PATHOLOGY	42	49	86%	1	8	13%
FR	FROST	LAB	302	18	Outside Biodiversity Lab	18	49	37%	0	8	0%
FR	FROST	LAB2	306	70	Biodiversity Lab	26	49	53%	1	8	13%
FR	FROST	LECT	184	60	SMALL LECTURE THEATRE	12	49	24%	1	8	13%
FR	FROST	LECT	188	60	SMALL LECTURE THEATRE	7	49	14%	0	8	0%
FR	FROST	LECT	250	245	Crombie Lecture Theatre	28	49	57%	0	8	0%
FR	FROST	LECT	280	156	MEDIUM LECTURE THEATRE	29	49	59%	0	8	0%
FR	FROST	LRC	340	50	Learning Commons	12	49	24%	3	8	38%
FR	FROST	SEM	110	35	Seminar Room (sink)	34	49	69%	0	8	0%
FR	FROST	SEM	127	40	Seminar Room (sink)	32	49	65%	0	8	0%
FR	FROST	SEM	180	35	Seminar Room (ECF/SWF/PWF)	34	49	69%	1	8	13%
FR	FROST	SEM	185	35	Seminar Room	34	49	69%	0	8	0%
FR	FROST	SEM	189	35	Seminar Room	34	49	69%	0	8	0%
FR	FROST	SEM	209	60	Seminar Room	27	49	55%	0	8	0%
FR	FROST	SEM	211	60	Seminar Room	34	49	69%	0	8	0%
FR	FROST	SEM	222	35	Seminar Room	32	49	65%	0	8	0%
FR	FROST	SEM	294	30	Seminar Room	38	49	78%	1	8	13%

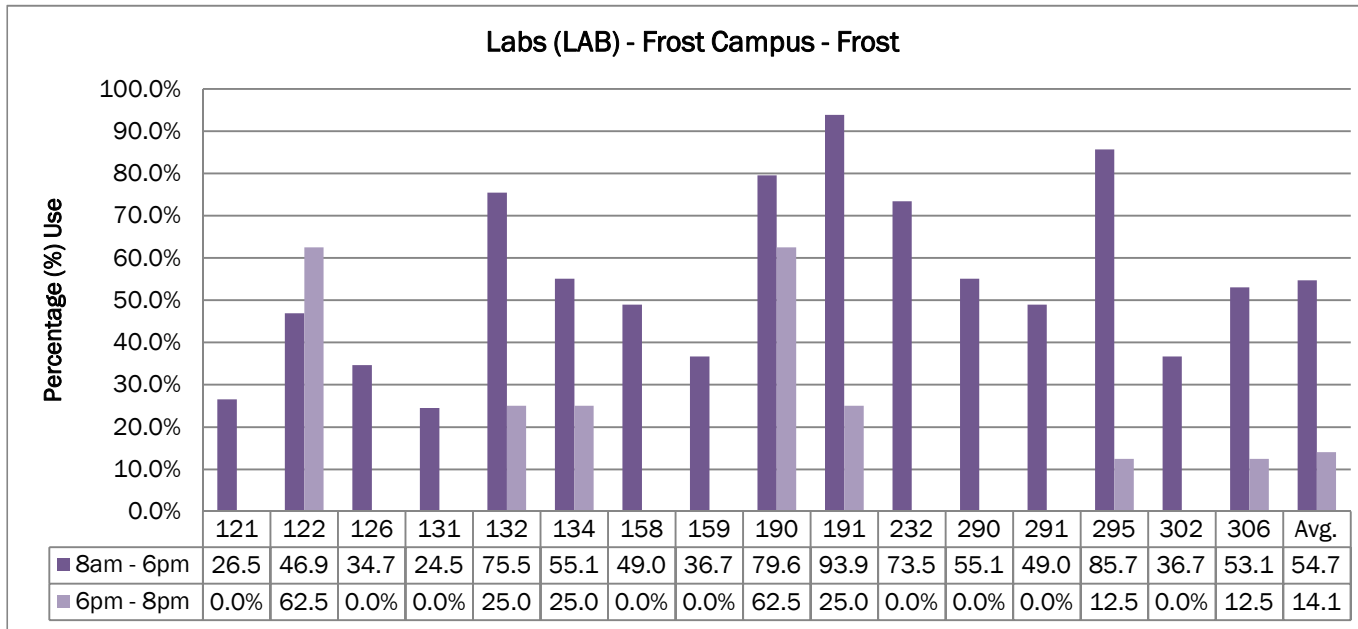
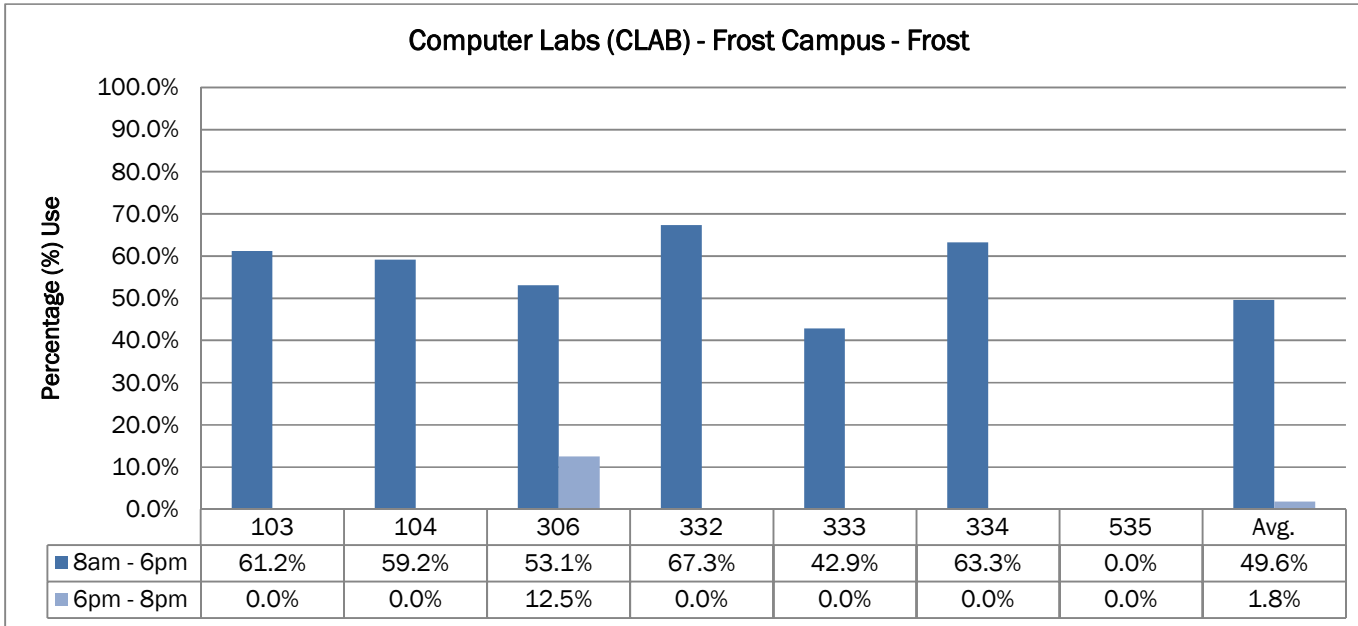
**Frost Campus Utilization Table  
Fall 2014**

Fall 2014 - September 2nd - December 12th, 2014					Standard Post Secondary			Extended Post Secondary (Mon-Thurs)			
Building	Pavilion	Room Type	Room	Capacity	Description	8am - 6pm (# of Periods Used)	8am - 6pm (Total # of Periods)	8am - 6pm (% Used)	6pm - 8pm (# of Periods Used)	6pm - 8pm (Total # of Periods)	6pm - 8pm (% Used)
HE	FROST	CLAB	535	20	Computer Lab	0	49	0%	0	8	0%
HE	FROST	CLAS	517	45	Main Classroom	21	49	43%	0	8	0%
HE	FROST	CLAS	529	20	Corporate & EPG Classroom	9	49	18%	0	8	0%
HE	FROST	CLAS	533	40	Upper Level Classroom	9	49	18%	0	8	0%
HE	FROST	LAB	514	20	Electrical Lab	9	49	18%	0	8	0%
HE	FROST	LAB	518	20	Power Trains Lab	9	49	18%	0	8	0%
HE	FROST	LAB	525	20	Engines Lab	9	49	18%	0	8	0%
HE	FROST	LAB	528	20	Main Shop	3	49	6%	0	8	0%
HE	FROST	LAB	531	20	AM Lab	0	49	0%	0	8	0%
HE	FROST	LAB	532	20	Hydraulics Lab	9	49	18%	0	8	0%
HE	FROST	PORT	401	32	Rented Portable - HEO	38	49	78%	0	8	0%
LA	LAW&ARBOR	FLAB	402	35	Pest Bldg-metal lab tops	33	49	67%	0	8	0%
LA	LAW&ARBOR	LAB	413	32	Court Room-Restricted NR Law	19	49	39%	0	8	0%
LA	LAW&ARBOR	SEM	411	35	Seminar Room (Tree Climbing)	27	49	55%	0	8	0%
LA	LAW&ARBOR	SEM	415	30	Sem Rm (Home Room) - St. Thomas F14	49	49	100%	8	8	100%
RD	RESDRILL	CLAS	603	48	SBL Room	20	49	41%	0	8	0%
RD	RESDRILL	CLAS	605	42	RES DRILL/PUMPS-fixed, sink	12	49	24%	0	8	0%
RD	RESDRILL	CLAS	606	60	RES DRILLING-fixed, sink	25	49	51%	0	8	0%
RD	RESDRILL	CLAS	610	42	RES DRILLING-fixed, sink	28	49	57%	0	8	0%
RD	RESDRILL	LAB	600	35	Drilling Shop	18	49	37%	0	8	0%

### Frost Campus Utilization Charts Fall 2014

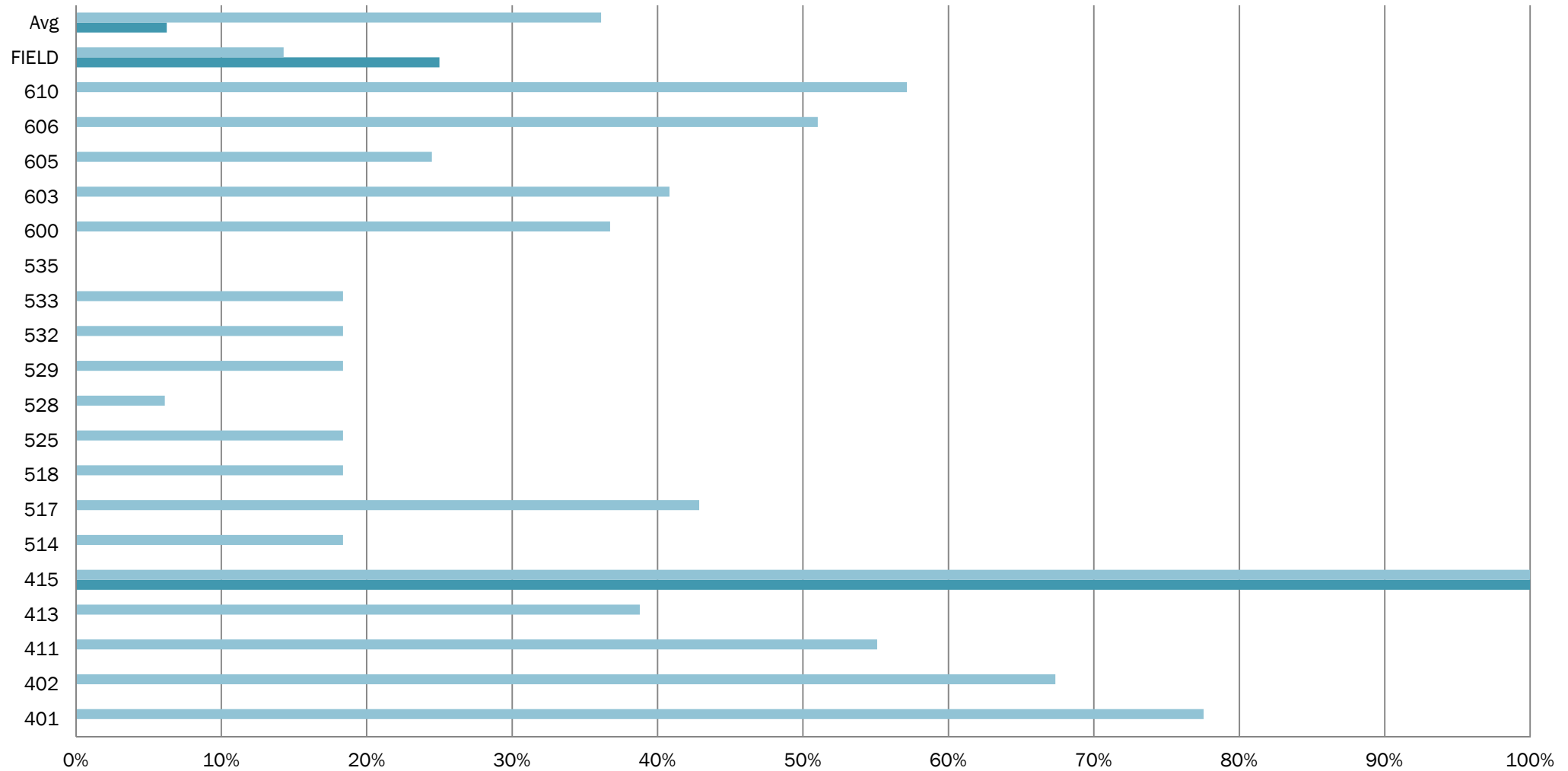


**Frost Campus Utilization Charts  
Fall 2014**



Frost Campus Utilization Charts  
Fall 2014

All Room Types - Frost Campus - HEO/Law&Arbor/ResDrill



	401	402	411	413	415	514	517	518	525	528	529	532	533	535	600	603	605	606	610	FIELD	Avg	
8am - 6pm	77.6%	67.3%	55.1%	38.8%	100.0%	18.4%	42.9%	18.4%	18.4%	6.1%	18.4%	18.4%	18.4%	0.0%	36.7%	40.8%	24.5%	51.0%	57.1%	14.3%	36.1%	
6pm - 8pm	0.0%	0.0%	0.0%	0.0%	100.0%	0.0%	0.0%	0.0%	0.0%	0.0%	0.0%	0.0%	0.0%	0.0%	0.0%	0.0%	0.0%	0.0%	0.0%	0.0%	25.0%	6.3%

Percentage (%) Use