

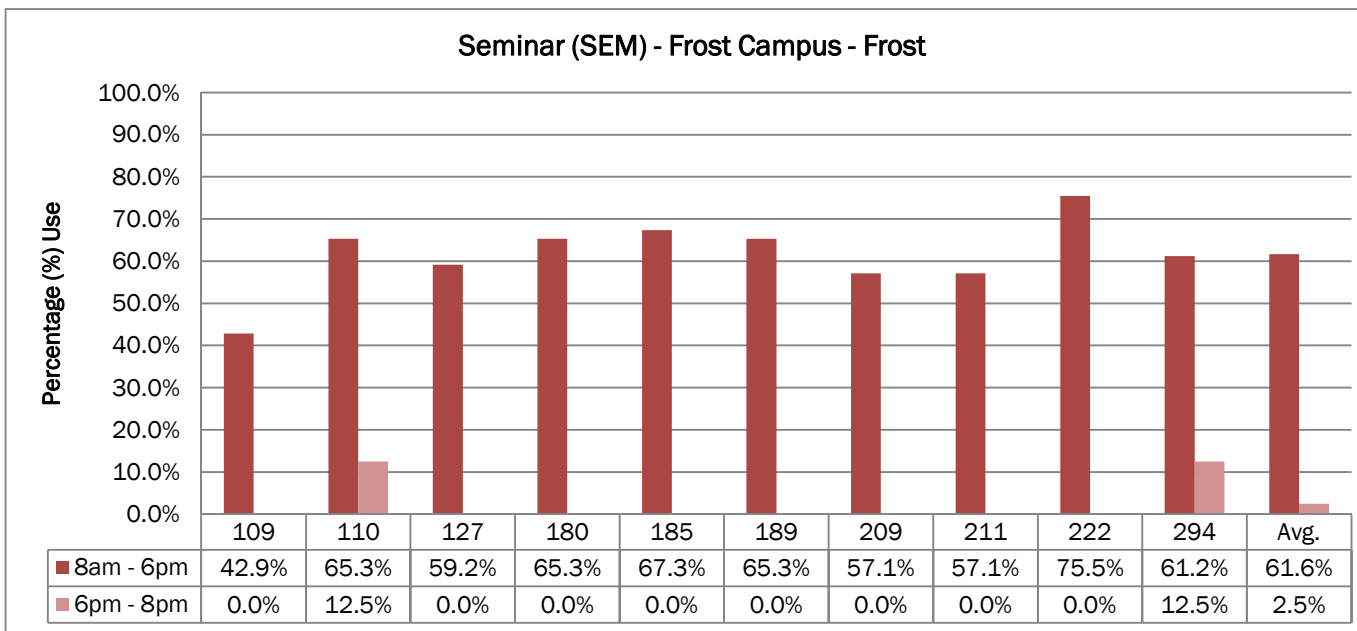
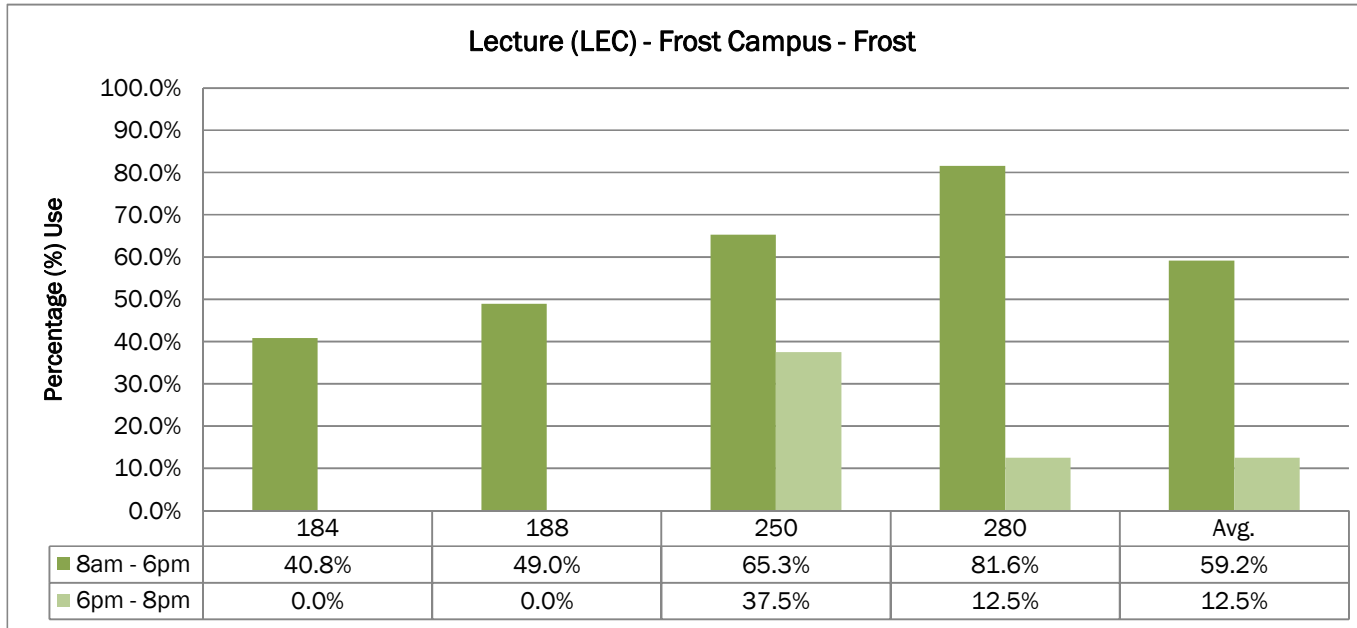
**Frost Campus Utilization Table  
Winter 2015**

Winter 2015 - March 23rd - March 27th, 2015						Standard Post Secondary			Extended Post Secondary (Mon-Thurs)		
Building	Pavilion	Room Type	Room	Capacity	Description	8am - 6pm (# of Periods Used)	8am - 6pm (Total # of Periods)	8am - 6pm (% Used)	6pm - 8pm (# of Periods Used)	6pm - 8pm (Total # of Periods)	6pm - 8pm (% Used)
FH	FROST	LAB	FIELD	30	Field House	5	49	10%	2	8	25%
FR	FROST	CLAB	103	35	COMPUTER LAB	38	49	78%	5	8	63%
FR	FROST	CLAB	104	35	COMPUTER LAB	42	49	86%	1	8	13%
FR	FROST	CLAS	109	36	CLASSROOM/SURV/DESKS/CHAIRS	21	49	43%	0	8	0%
FR	FROST	ELAB	132	30	ETN/Y Dedicated Space	33	49	67%	5	8	63%
FR	FROST	ELAB	134	30	FIRE SCI-moveable, sink	25	49	51%	0	8	0%
FR	FROST	ELAB	191	30	ET Dedicated Lab	33	49	67%	5	8	63%
FR	FROST	FLAB	290	36	DENDROLOGY-fixed, sinks	30	49	61%	0	8	0%
FR	FROST	FLAB	291	48	MENS/FORESTRY/CLS-fixed, sink	25	49	51%	0	8	0%
FR	FROST	FWLB	158	40	Fish & Wildlife Lab (Wildlife)	16	49	33%	0	8	0%
FR	FROST	FWLB	159	40	Fish & Wildlife Lab (Pathology)	24	49	49%	2	8	25%
FR	FROST	GILB	332	35	GIS COMPUTER	35	49	71%	1	8	13%
FR	FROST	GILB	333	35	GIS COMPUTER	26	49	53%	0	8	0%
FR	FROST	GILB	334	35	GIS COMPUTER	29	49	59%	0	8	0%
FR	FROST	GYLB	121	29	GEOL-FIXED LAB BENCHS/STOOL (30)	7	49	14%	0	8	0%
FR	FROST	GYLB	122	30	GEOL-FIXED BENCHES-soils-dirty	20	49	41%	0	8	0%
FR	FROST	GYLB	126	38	GEOLOGY/FIXED LAB BENCHES/STOO	20	49	41%	0	8	0%
FR	FROST	LAB	131	30	Hatchery	12	49	24%	0	8	0%
FR	FROST	LAB	190	30	CHEMISTRY	28	49	57%	0	8	0%
FR	FROST	LAB	232	30	LIMNOLOGY/FISHERIES-(max 46)	19	49	39%	5	8	63%
FR	FROST	LAB	295	30	ENTOMOLOGY/PATHOLOGY	7	49	14%	0	8	0%
FR	FROST	LAB	302	18	Outside Biodiversity Lab	3	49	6%	0	8	0%
FR	FROST	LAB2	306	70	Biodiversity Lab	41	49	84%	1	8	13%
FR	FROST	LECT	184	60	SMALL LECTURE THEATRE	20	49	41%	0	8	0%
FR	FROST	LECT	188	60	SMALL LECT THEATRE	24	49	49%	0	8	0%
FR	FROST	LECT	250	245	LARGE LECTURE THEATRE	32	49	65%	3	8	38%
FR	FROST	LECT	280	156	MEDIUM LECTURE THEATRE	40	49	82%	1	8	13%
FR	FROST	LRC	340	50	Learning Commons	4	49	8%	0	8	0%
FR	FROST	SEM	110	35	Seminar Room (sink)	32	49	65%	1	8	13%
FR	FROST	SEM	127	40	Seminar Room (sink)	29	49	59%	0	8	0%
FR	FROST	SEM	180	35	Seminar Room ECF/SWF/PWF	32	49	65%	0	8	0%
FR	FROST	SEM	185	35	Seminar Room	33	49	67%	0	8	0%
FR	FROST	SEM	189	35	Seminar Room	32	49	65%	0	8	0%
FR	FROST	SEM	209	60	Seminar Room	28	49	57%	0	8	0%
FR	FROST	SEM	211	60	Seminar Room	28	49	57%	0	8	0%
FR	FROST	SEM	222	35	Seminar Room	37	49	76%	0	8	0%
FR	FROST	SEM	294	30	Seminar Room (Dedicated to SAG)	30	49	61%	1	8	13%

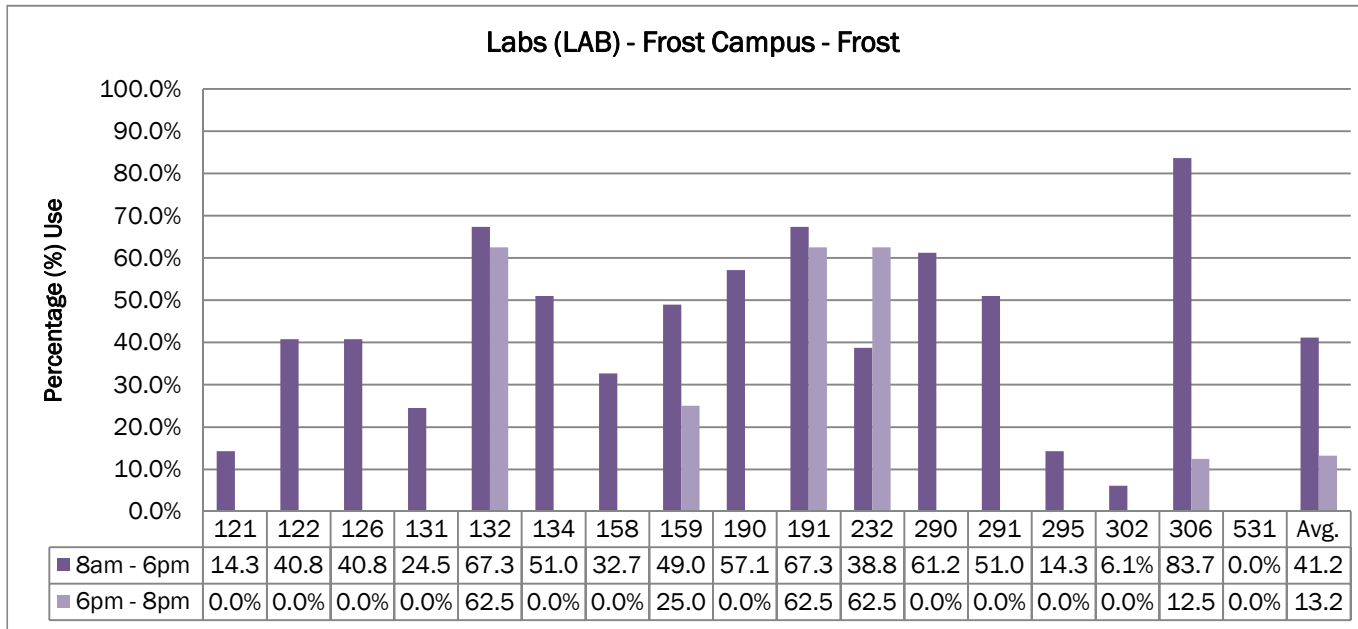
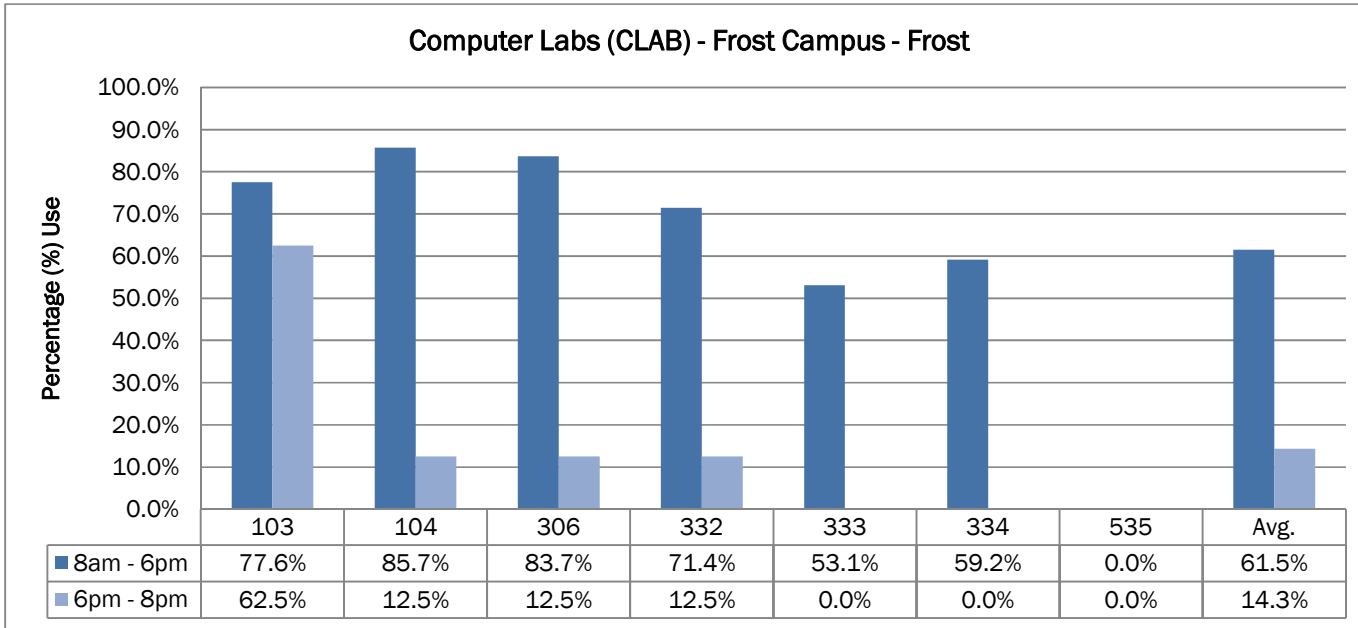
**Frost Campus Utilization Table  
Winter 2015**

Winter 2015 - March 23rd - March 27th, 2015						Standard Post Secondary			Extended Post Secondary (Mon-Thurs)		
Building	Pavilion	Room Type	Room	Capacity	Description	8am - 6pm (# of Periods Used)	8am - 6pm (Total # of Periods)	8am - 6pm (% Used)	6pm - 8pm (# of Periods Used)	6pm - 8pm (Total # of Periods)	6pm - 8pm (% Used)
HE	FROST	CLAB	535	20	Computer Lab	0	49	0%	0	8	0%
HE	FROST	CLAS	517	60	Main Classroom	5	49	10%	0	8	0%
HE	FROST	CLAS	529	20	Corporate & EPG Classroom	27	49	55%	0	8	0%
HE	FROST	CLAS	533	40	Upper Level Classroom/Simulator	20	49	41%	0	8	0%
HE	FROST	LAB	514	20	Electrical Lab	12	49	24%	0	8	0%
HE	FROST	LAB	518	20	Power Trains Lab	12	49	24%	0	8	0%
HE	FROST	LAB	525	20	Engines Lab	12	49	24%	0	8	0%
HE	FROST	LAB	528	20	Main Shop	3	49	6%	0	8	0%
HE	FROST	LAB	531	20	AM Lab	0	49	0%	0	8	0%
HE	FROST	LAB	532	20	Hydraulics Lab	12	49	24%	0	8	0%
HE	FROST	PORT	401	32	Rented Portable - HEO	0	49	0%	0	8	0%
HE	FROST	PORT	402	25	Rented Portable - AM	0	49	0%	0	8	0%
LA	LAW&ARBOR	FLAB	402	35	Pest Bldg-metal lab tops	17	49	35%	0	8	0%
LA	LAW&ARBOR	LAB	413	36	Court Room-Restricted NR Law	17	49	35%	0	8	0%
LA	LAW&ARBOR	SEM	411	35	CLASSROOM-moveable	23	49	47%	0	8	0%
LA	LAW&ARBOR	SEM	415	30	Seminar Room (DDSB)	0	49	0%	0	8	0%
RD	RESDRILL	CLAS	603	48	SBL Dedicated Room	22	49	45%	0	8	0%
RD	RESDRILL	CLAS	605	42	RES DRILL/PUMPS-fixed, sink	28	49	57%	0	8	0%
RD	RESDRILL	CLAS	606	60	RES DRILLING-fixed, sink	33	49	67%	0	8	0%
RD	RESDRILL	CLAS	610	42	Geo Tech	35	49	71%	0	8	0%
RD	RESDRILL	CLAS	610A	42	Diamond Core Drilling	3	49	6%	0	8	0%
RD	RESDRILL	LAB	600	30	Drilling Shop	19	49	39%	0	8	0%
<b>*FR103 was used 1hr after 8pm due to faculty restriction - added to Extended post sec*</b>											

## Frost Campus Utilization Charts Winter 2015

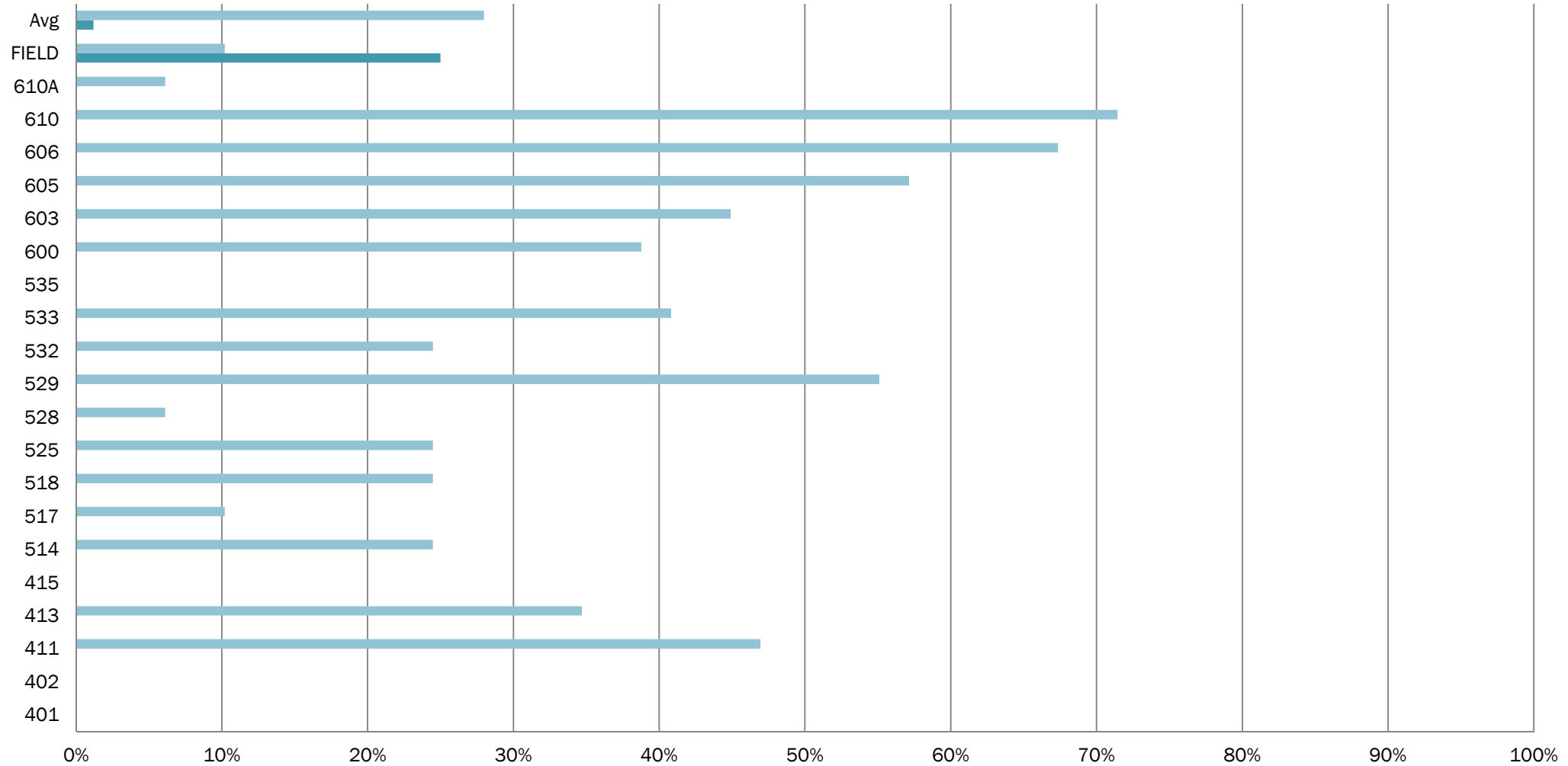


**Frost Campus Utilization Charts  
Winter 2015**



Frost Campus Utilization Charts  
Winter 2015

All Room Types - Frost Campus - HEO/Law&Arbor/ResDrill



Percentage (%) Use