

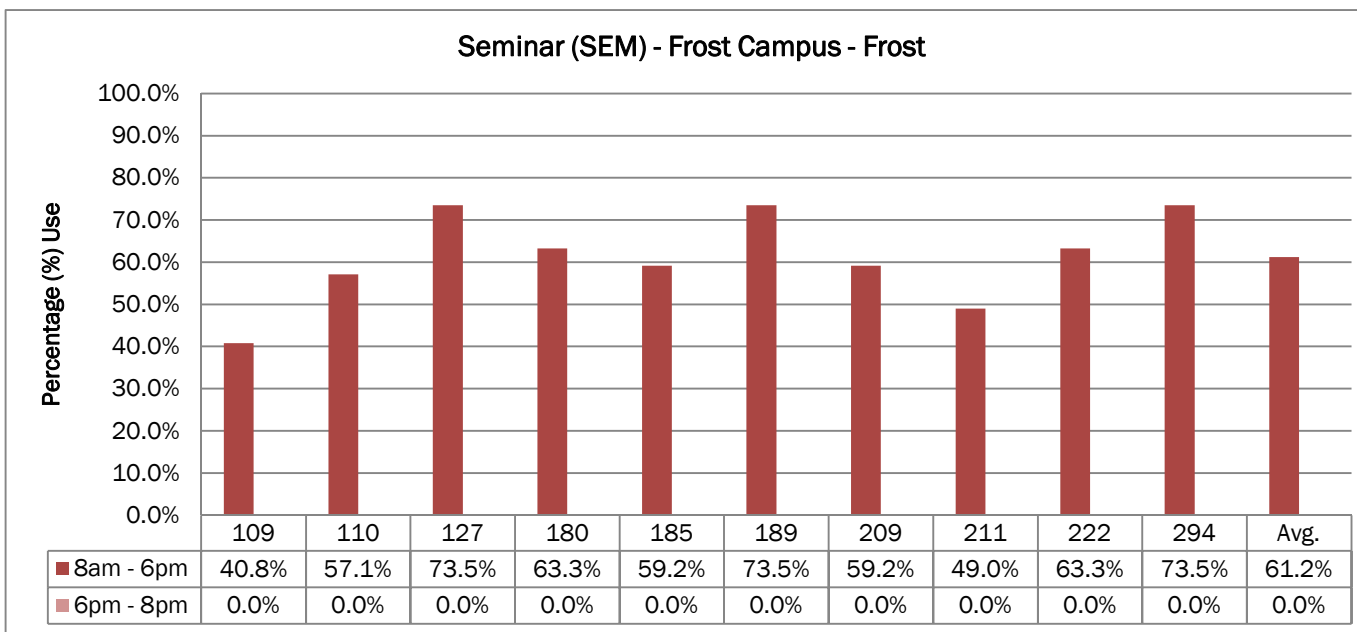
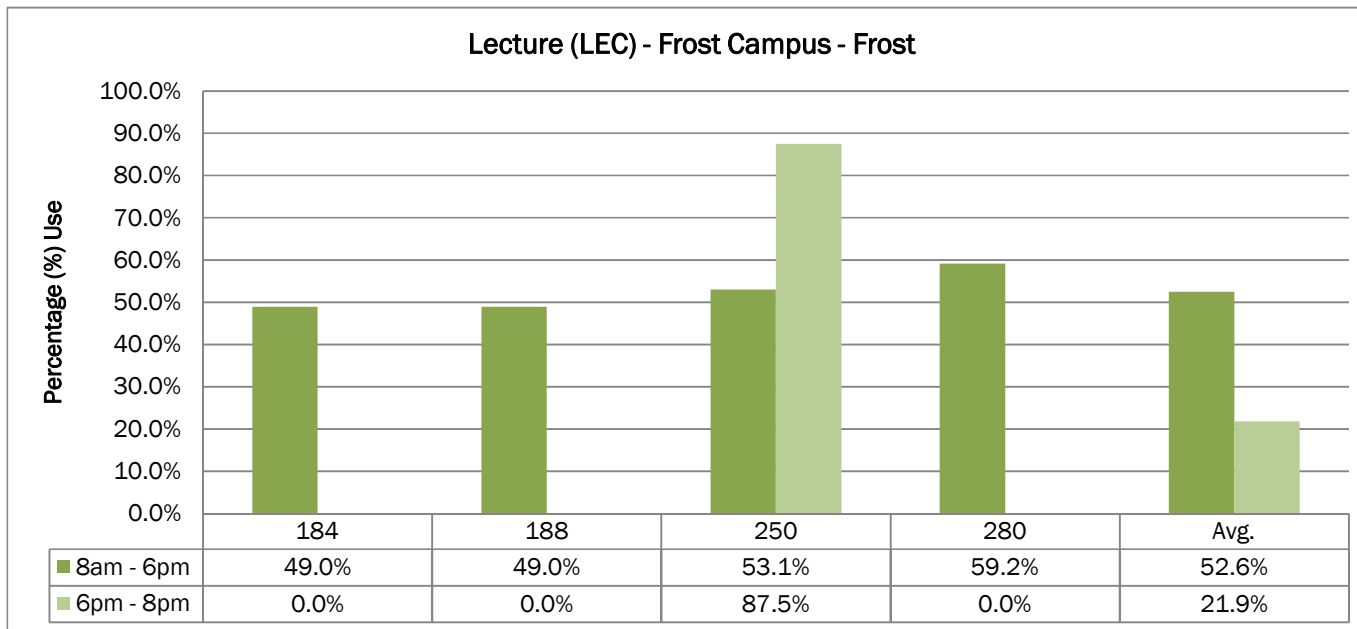
**Frost Campus Utilization Table
Fall 2015**

Fall 2015 - October 27th - October 30th, 2015					Standard Post Secondary			Extended Post Secondary (Mon-Thurs)			
Building	Pavilion	Room Type	Room	Capacity	Description	8am - 6pm (# of Periods Used)	8am - 6pm (Total # of Periods)	8am - 6pm (% Used)	6pm - 8pm (# of Periods Used)	6pm - 8pm (Total # of Periods)	6pm - 8pm (% Used)
FH	FROST	LAB	FIELD	30	Field House	10	49	20%	0	8	0.00%
FR	FROST	CLAB	103	35	COMPUTER LAB (38)	30	49	61%	1	8	12.50%
FR	FROST	CLAB	104	35	COMPUTER LAB	30	49	61%	0	8	0.00%
FR	FROST	CLAS	109	36	CLASSROOM/SURV/DESKS/CHAIRS	20	49	41%	0	8	0.00%
FR	FROST	ELAB	132	30	ET Dedicated Lab	26	49	53%	2	8	25.00%
FR	FROST	ELAB	134	30	ET / FT Dedicated Lab	12	49	24%	2	8	25.00%
FR	FROST	ELAB	191	30	ET Dedicated Lab	24	49	49%	4	8	50.00%
FR	FROST	FLAB	290	36	DENDROLOGY-fixed, sinks	31	49	63%	0	8	0.00%
FR	FROST	FLAB	291	48	MENS/FORESTRY/CLS-fixed, sink	23	49	47%	0	8	0.00%
FR	FROST	FWLB	158	40	Fish & Wildlife Pathology Lab	18	49	37%	0	8	0.00%
FR	FROST	FWLB	159	40	Fish & Wildlife Pathology Lab	13	49	27%	0	8	0.00%
FR	FROST	GILB	332	35	GIS COMPUTER	30	49	61%	4	8	50.00%
FR	FROST	GILB	333	35	GIS COMPUTER	21	49	43%	4	8	50.00%
FR	FROST	GILB	334	35	GIS COMPUTER	21	49	43%	0	8	0.00%
FR	FROST	GYLB	121	30	GEOL-FIXED LAB BENCHS/STOOL	10	49	20%	0	8	0.00%
FR	FROST	GYLB	122	30	GEOL-FIXED BENCHES-soils-dirty	19	49	39%	0	8	0.00%
FR	FROST	GYLB	126	38	GEOLOGY/FIXED LAB BENCHES/STOOLS	19	49	39%	0	8	0.00%
FR	FROST	LAB	131	20	Hatchery	12	49	24%	0	8	0.00%
FR	FROST	LAB	190	30	CHEMISTRY	30	49	61%	4	8	50.00%
FR	FROST	LAB	232	30	LIMNOLOGY/FISHERIES-(max 46)	31	49	63%	0	8	0.00%
FR	FROST	LAB	295	30	ENTOMOLOGY/PATHOLOGY	32	49	65%	0	8	0.00%
FR	FROST	LAB	302	18	Outside Biodiversity Lab	17	49	35%	0	8	0.00%
FR	FROST	LAB	325	30	GIS Virtual Classroom	12	49	24%	2	8	25.00%
FR	FROST	LAB2	306	70	Biodiversity Lab	20	49	41%	0	8	0.00%
FR	FROST	LECT	184	60	SMALL LECTURE THEATRE	24	49	49%	0	8	0.00%
FR	FROST	LECT	188	60	SMALL LECTURE THEATRE	24	49	49%	0	8	0.00%
FR	FROST	LECT	250	245	Crombie Lecture Theatre	26	49	53%	7	8	87.50%
FR	FROST	LECT	280	156	MEDIUM LECTURE THEATRE	29	49	59%	0	8	0.00%
FR	FROST	LRC	340	50	Learning Commons	14	49	29%	0	8	0.00%
FR	FROST	SEM	110	35	Seminar Room (sink)	28	49	57%	0	8	0.00%
FR	FROST	SEM	127	40	Seminar Room (sink)	36	49	73%	0	8	0.00%
FR	FROST	SEM	180	35	Seminar Room	31	49	63%	0	8	0.00%
FR	FROST	SEM	185	35	Seminar Room	29	49	59%	0	8	0.00%
FR	FROST	SEM	189	35	Seminar Room	36	49	73%	0	8	0.00%
FR	FROST	SEM	209	60	Seminar Room	29	49	59%	0	8	0.00%
FR	FROST	SEM	211	60	Seminar Room	24	49	49%	0	8	0.00%
FR	FROST	SEM	222	35	Seminar Room	31	49	63%	0	8	0.00%
FR	FROST	SEM	294	30	Seminar Room (Dedicated to SAG)	36	49	73%	0	8	0.00%

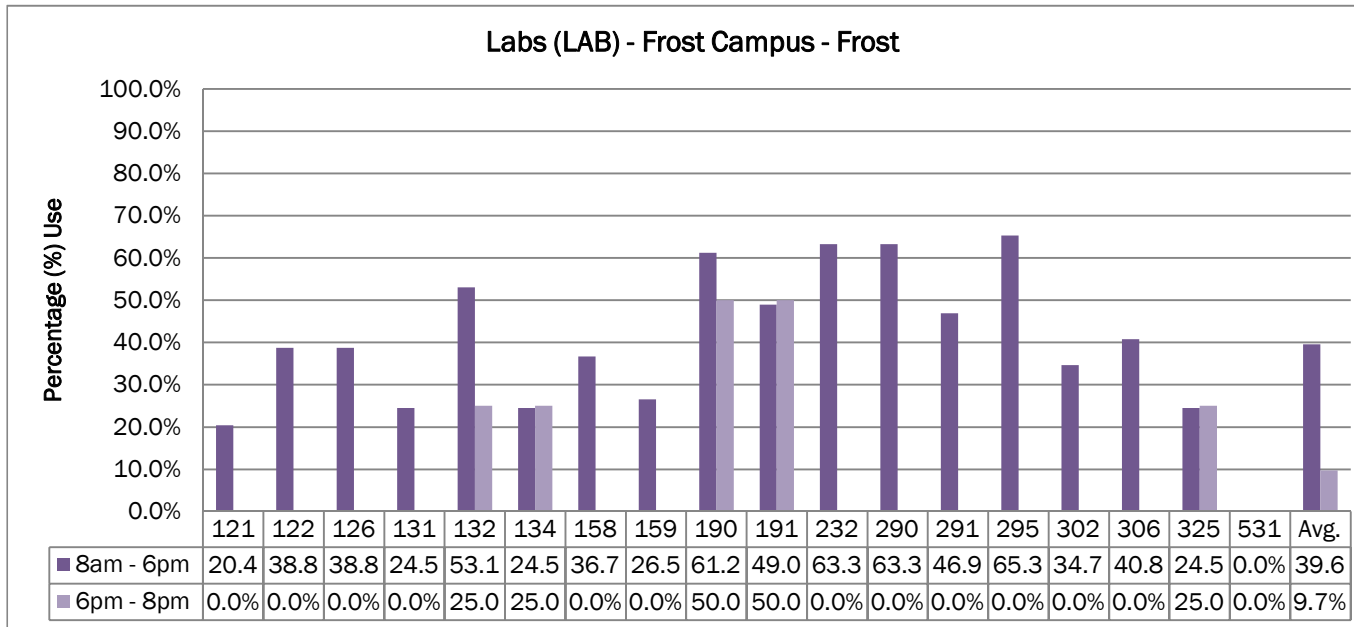
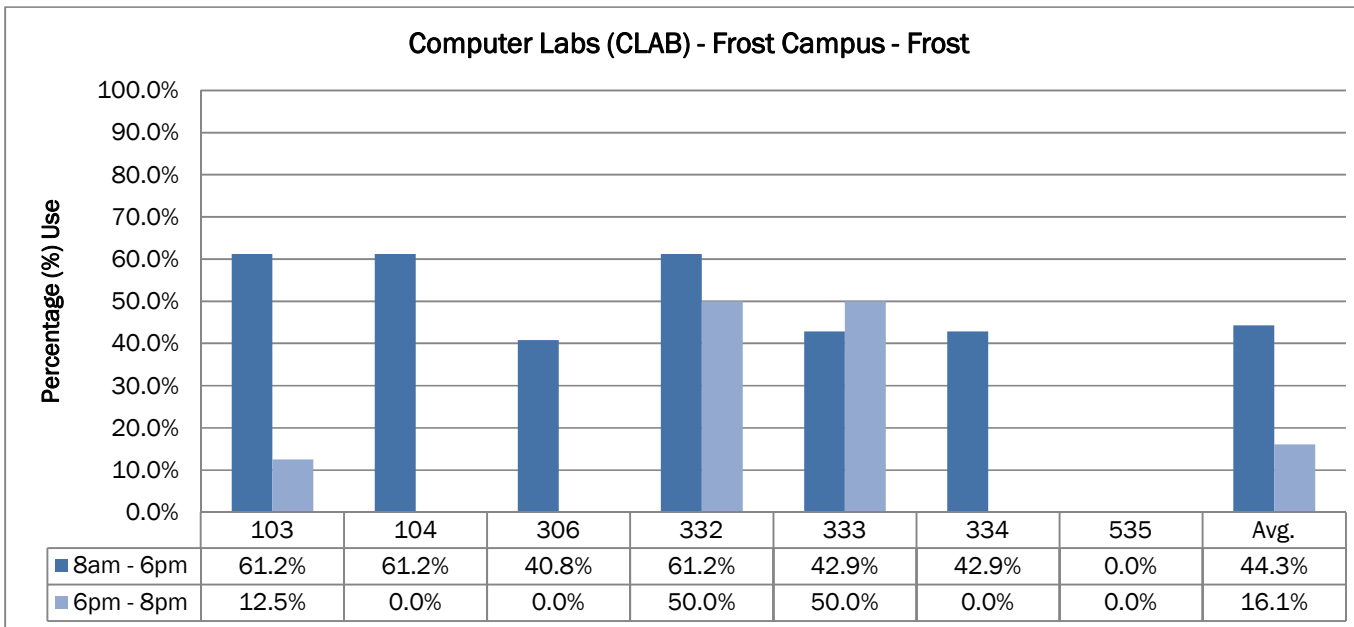
**Frost Campus Utilization Table
Fall 2015**

Fall 2015 - October 27th - October 30th, 2015					Standard Post Secondary			Extended Post Secondary (Mon-Thurs)			
Building	Pavilion	Room Type	Room	Capacity	Description	8am - 6pm (# of Periods Used)	8am - 6pm (Total # of Periods)	8am - 6pm (% Used)	6pm - 8pm (# of Periods Used)	6pm - 8pm (Total # of Periods)	6pm - 8pm (% Used)
HE	FROST	CLAB	535	20	Computer Lab	0	49	0%	0	8	0.00%
HE	FROST	CLAS	517	45	Main Classroom	8	49	16%	0	8	0.00%
HE	FROST	CLAS	529	20	Corporate & EPG Classroom	12	49	24%	0	8	0.00%
HE	FROST	CLAS	533	40	Upper Level Classroom	14	49	29%	0	8	0.00%
HE	FROST	LAB	514	20	Electrical Lab	12	49	24%	0	8	0.00%
HE	FROST	LAB	518	20	Power Trains Lab	12	49	24%	0	8	0.00%
HE	FROST	LAB	525	20	Engines Lab	12	49	24%	0	8	0.00%
HE	FROST	LAB	528	20	Main Shop	0	49	0%	0	8	0.00%
HE	FROST	LAB	531	20	AM Lab	0	49	0%	0	8	0.00%
HE	FROST	LAB	532	20	Hydraulics Lab	12	49	24%	0	8	0.00%
HE	FROST	PORT	401	32	Rented Portable - HEO	41	49	84%	0	8	0.00%
HE	FROST	PORT	402	25	Rented Portable - AM	0	49	0%	0	8	0.00%
LA	LAW&ARBOR	FLAB	402	35	Pest Bldg-metal lab tops	27	49	55%	0	8	0.00%
LA	LAW&ARBOR	LAB	413	32	Court Room-Restricted NR Law	19	49	39%	0	8	0.00%
LA	LAW&ARBOR	SEM	411	35	Seminar Room (Tree Climbing)	26	49	53%	0	8	0.00%
LA	LAW&ARBOR	SEM	415	30	Sem Rm (Home Room) - St. Thomas F14	28	49	57%	0	8	0.00%
RD	RESDRILL	CLAS	603	48	SBL Dedicated Room	17	49	35%	0	8	0.00%
RD	RESDRILL	CLAS	605	42	RES DRILL/PUMPS-fixed, sink	15	49	31%	1	8	12.50%
RD	RESDRILL	CLAS	606	60	RES DRILLING-fixed, sink	12	49	24%	0	8	0.00%
RD	RESDRILL	CLAS	610	42	Geo Tech	24	49	49%	0	8	0.00%
RD	RESDRILL	CLAS	610A	42	Diamond Core Drilling	0	49	0%	0	8	0.00%
RD	RESDRILL	LAB	600	30	Drilling Shop	18	49	37%	0	8	0.00%
FR332, 333, 190, 250, were used 1hr after 8pm due to faculty restriction - added to Extended post sec											

Frost Campus Utilization Charts Fall 2015

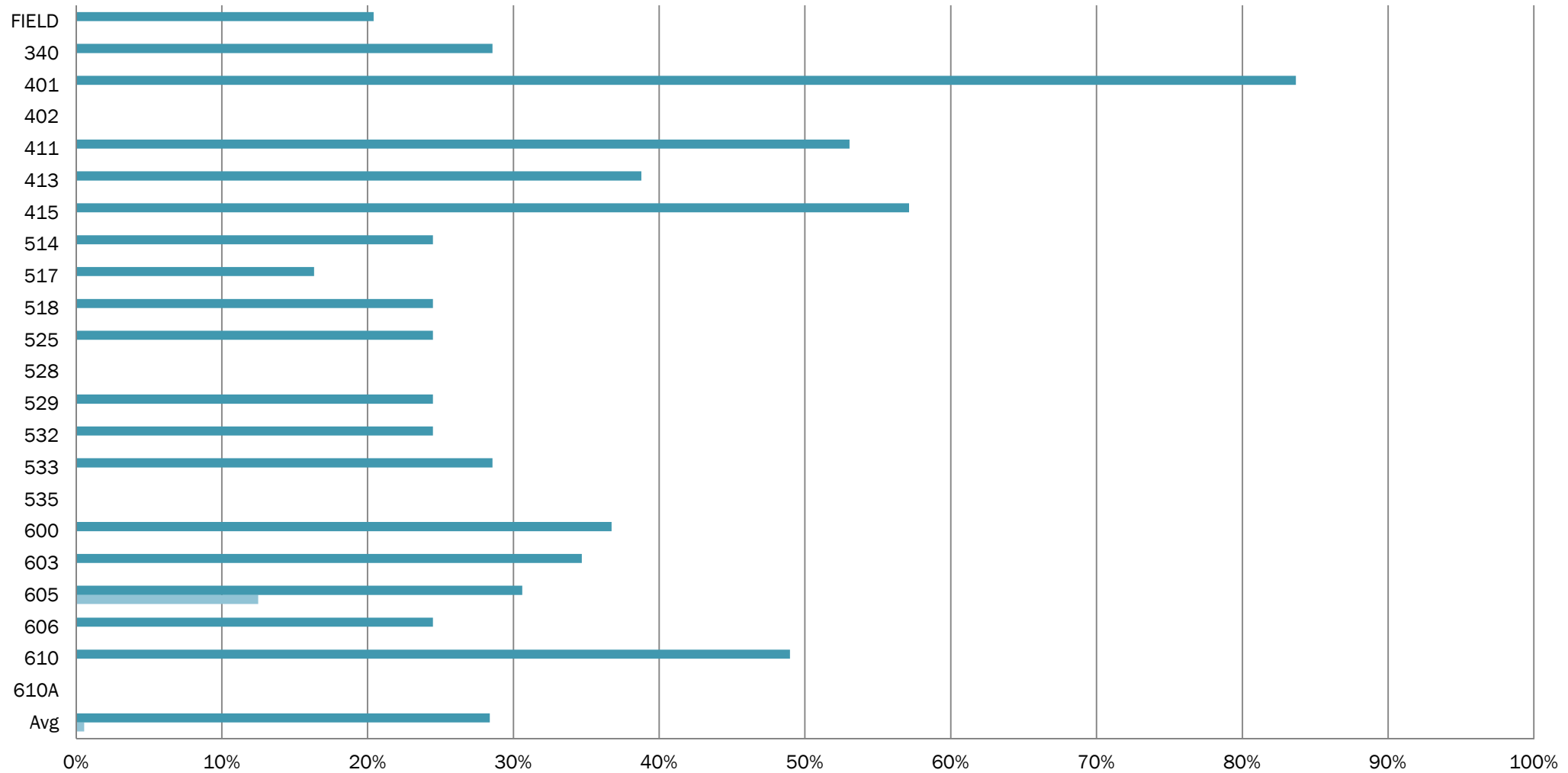


Frost Campus Utilization Charts Fall 2015



Frost Campus Utilization Charts
Fall 2015

All Room Types - Frost Campus - HEO/Law&Arbor/ResDrill



	Avg	610A	610	606	605	603	600	535	533	532	529	528	525	518	517	514	415	413	411	402	401	340	FIELD
■ 8am - 6pm	28.4%	0.0%	49.0%	24.5%	30.6%	34.7%	36.7%	0.0%	28.6%	24.5%	24.5%	0.0%	24.5%	24.5%	16.3%	24.5%	57.1%	38.8%	53.1%	0.0%	83.7%	28.6%	20.4%
■ 6pm - 8pm	0.6%	0.0%	0.0%	0.0%	12.5%	0.0%	0.0%	0.0%	0.0%	0.0%	0.0%	0.0%	0.0%	0.0%	0.0%	0.0%	0.0%	0.0%	0.0%	0.0%	0.0%	0.0%	0.0%

Percentage (%) Use