

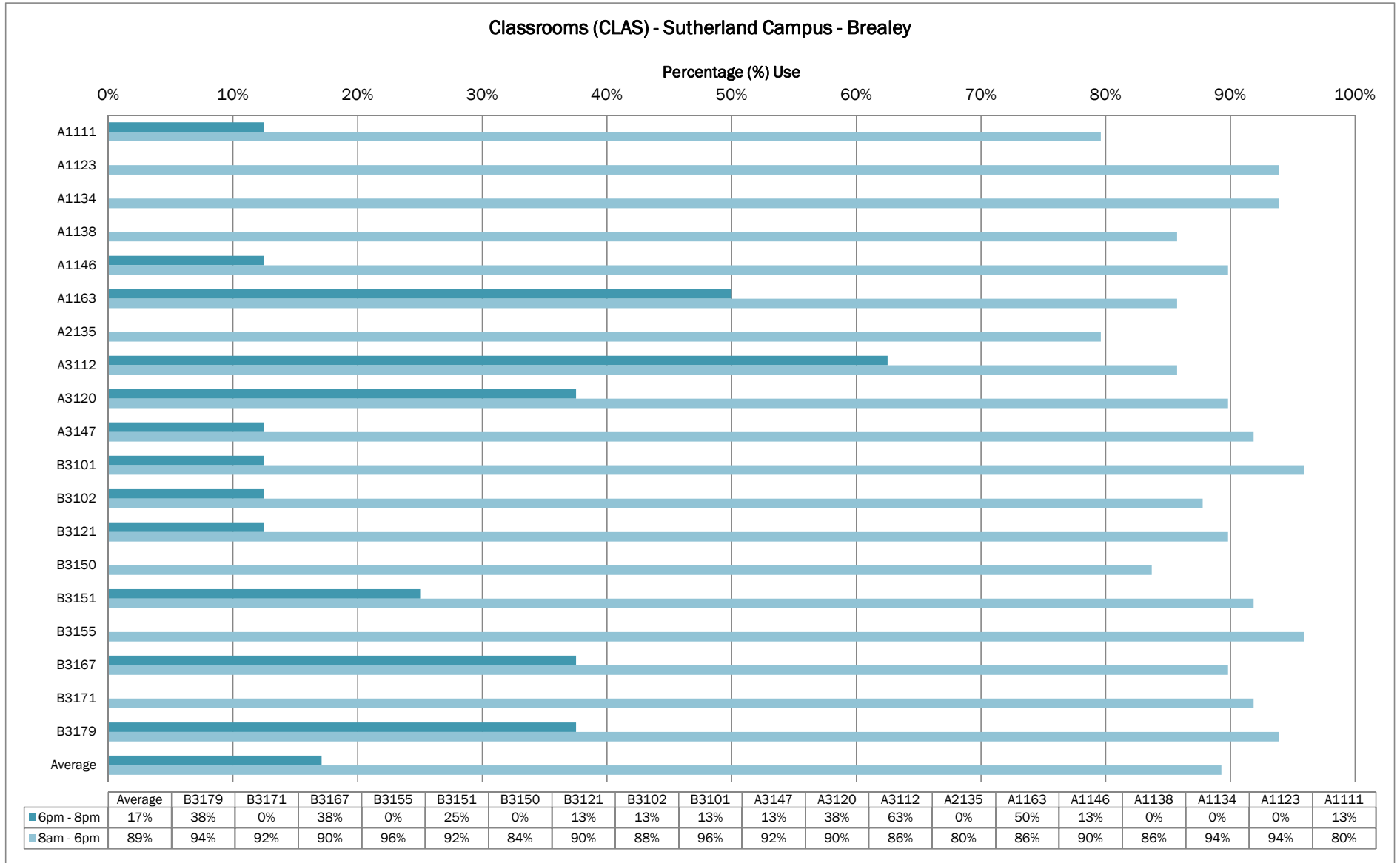
**Sutherland Campus Utilization Table  
Winter 2015**

| Winter 2015 - January 12 to April 24, 2015 |           |         |          |                                    | Standard Post Secondary          |                                   |                       | Extended Day Mon.-Thurs.         |                                   |                       |
|--|-----------|---------|----------|------------------------------------|----------------------------------|-----------------------------------|-----------------------|----------------------------------|-----------------------------------|-----------------------|
| Building                                   | Room Type | Room    | Capacity | Description                        | 8am - 6pm<br>(# of Periods Used) | 8am - 6pm<br>(Total # of Periods) | 8am - 6pm<br>(% Used) | 6pm - 8pm<br>(# of Periods Used) | 6pm - 8pm<br>(Total # of Periods) | 6pm - 8pm<br>(% Used) |
| BR   | BSEM      | A1156   | 36       | SEMINAR ROOM - Biology (240)       | 38                               | 49                                | 77.55%                | 0                                | 8                                 | 0.00%                 |
| BR   | BSEM      | A1152   | 36       | SEMINAR ROOM - Biology (244)       | 36                               | 49                                | 73.47%                | 1                                | 8                                 | 12.50%                |
| BR   | CLAB      | B2101   | 40       | COMPUTER LAB (321)                 | 38                               | 49                                | 77.55%                | 1                                | 8                                 | 12.50%                |
| BR   | CLAB      | B2121   | 35       | COMPUTER LAB (324)                 | 41                               | 49                                | 83.67%                | 1                                | 8                                 | 12.50%                |
| BR   | CLAB      | B2131   | 35       | COMPUTER LAB (325)                 | 37                               | 49                                | 75.51%                | 0                                | 8                                 | 0.00%                 |
| BR   | CLAB      | B2309.2 | 40       | COMPUTER LAB (3610A)               | 33                               | 49                                | 67.35%                | 1                                | 8                                 | 12.50%                |
| BR   | CLAS      | A1111   | 90       | MULTI-MEDIA CLASSROOM (204)        | 39                               | 49                                | 79.59%                | 1                                | 8                                 | 12.50%                |
| BR   | CLAS      | A1123   | 40       | MULTI-MEDIA CLASSROOM (212)        | 46                               | 49                                | 93.88%                | 0                                | 8                                 | 0.00%                 |
| BR   | CLAS      | A1163   | 25       | MULTI-MEDIA CLASSROOM (236)        | 42                               | 49                                | 85.71%                | 4                                | 8                                 | 50.00%                |
| BR   | CLAS      | A1134   | 40       | MULTI-MEDIA CLASSROOM (237)        | 46                               | 49                                | 93.88%                | 0                                | 8                                 | 0.00%                 |
| BR   | CLAS      | A1138   | 40       | MULTI-MEDIA CLASSROOM (238)        | 42                               | 49                                | 85.71%                | 0                                | 8                                 | 0.00%                 |
| BR   | CLAS      | A1146   | 40       | MULTI-MEDIA CLASSROOM (243)        | 44                               | 49                                | 89.80%                | 1                                | 8                                 | 12.50%                |
| BR   | CLAS      | A2135   | 45       | MULTI-MEDIA CLASSROOM (433)        | 39                               | 49                                | 79.59%                | 0                                | 8                                 | 0.00%                 |
| BR   | CLAS      | A3112   | 28       | MULTI-MEDIA CLASSROOM (607)        | 42                               | 49                                | 85.71%                | 5                                | 8                                 | 62.50%                |
| BR   | CLAS      | B3101   | 50       | MULTI-MEDIA CLASSROOM (521)        | 47                               | 49                                | 95.92%                | 1                                | 8                                 | 12.50%                |
| BR   | CLAS      | B3102   | 35       | MULTI-MEDIA CLASSROOM (522)        | 43                               | 49                                | 87.76%                | 1                                | 8                                 | 12.50%                |
| BR   | CLAS      | B3121   | 54       | MULTI-MEDIA CLASSROOM (536)        | 44                               | 49                                | 89.80%                | 1                                | 8                                 | 12.50%                |
| BR   | CLAS      | B3150   | 52       | MULTI-MEDIA CLASSROOM (550)        | 41                               | 49                                | 83.67%                | 0                                | 8                                 | 0.00%                 |
| BR   | CLAS      | B3151   | 35       | MULTI-MEDIA CLASSROOM (551)        | 45                               | 49                                | 91.84%                | 2                                | 8                                 | 25.00%                |
| BR   | CLAS      | B3155   | 35       | MULTI-MEDIA CLASSROOM (553)        | 47                               | 49                                | 95.92%                | 0                                | 8                                 | 0.00%                 |
| BR   | CLAS      | B3167   | 40       | MULTI-MEDIA CLASSROOM (557)        | 44                               | 49                                | 89.80%                | 3                                | 8                                 | 37.50%                |
| BR   | CLAS      | B3171   | 40       | MULTI-MEDIA CLASSROOM (561)        | 45                               | 49                                | 91.84%                | 0                                | 8                                 | 0.00%                 |
| BR   | CLAS      | B3179   | 80       | MULTI-MEDIA CLASSROOM (567)        | 46                               | 49                                | 93.88%                | 3                                | 8                                 | 37.50%                |
| BR   | CLAS      | A3120   | 30       | MULTI-MEDIA CLASSROOM (603)        | 44                               | 49                                | 89.80%                | 3                                | 8                                 | 37.50%                |
| BR   | CLAS      | A3147   | 60       | MULTI-MEDIA CLASSROOM (613)        | 46                               | 49                                | 91.84%                | 1                                | 8                                 | 12.50%                |
| BR   | LAB       | C1306   | 25       | ART CONSERVATION LAB (175)         | 25                               | 49                                | 51.02%                | 0                                | 8                                 | 0.00%                 |
| BR   | LAB       | A1120   | 30       | NURSING LAB / MULTI-MEDIA (207)    | 41                               | 49                                | 83.67%                | 3                                | 8                                 | 37.50%                |
| BR   | LAB       | A1159   | 25       | PTA/OTA LAB (234)                  | 22                               | 49                                | 44.90%                | 0                                | 8                                 | 0.00%                 |
| BR   | LAB       | B2106   | 30       | CICE Room (322)                    | 18                               | 49                                | 36.74%                | 0                                | 8                                 | 0.00%                 |
| BR   | LAB       | B2143   | 35       | FORENSICS (327)                    | 14                               | 49                                | 28.57%                | 0                                | 8                                 | 0.00%                 |
| BR   | LAB       | B2181   | 35       | HARDWARE LAB (352)                 | 33                               | 49                                | 67.35%                | 3                                | 8                                 | 37.50%                |
| BR   | LAB       | C2159   | 40       | COURT ROOM / MULTI-MEDIA L&J (380) | 37                               | 49                                | 75.51%                | 0                                | 8                                 | 0.00%                 |
| BR   | LAB       | B2309.1 | 20       | WIN RF LAB (3610B)                 | 26                               | 49                                | 53.06%                | 1                                | 8                                 | 12.50%                |
| BR   | LAB       | B2315.2 | 30       | CISCO LAB (3611)                   | 41                               | 49                                | 83.67%                | 4                                | 8                                 | 50.00%                |

Sutherland Campus Utilization Table  
Winter 2015

| Winter 2015 - January 12 to April 24, 2015                 |           |         |          |                                    | Standard Post Secondary          |                                   |                       | Extended Day Mon.-Thurs.         |                                   |                       |
|--|-----------|---------|----------|------------------------------------|----------------------------------|-----------------------------------|-----------------------|----------------------------------|-----------------------------------|-----------------------|
| Building   | Room Type | Room    | Capacity | Description                        | 8am - 6pm<br>(# of Periods Used) | 8am - 6pm<br>(Total # of Periods) | 8am - 6pm<br>(% Used) | 6pm - 8pm<br>(# of Periods Used) | 6pm - 8pm<br>(Total # of Periods) | 6pm - 8pm<br>(% Used) |
| BR   | LAB       | B2315.3 | 24       | CISCO/WIN LAB (3611)               | 16                               | 49                                | 32.65%                | 0                                | 8                                 | 0.00%                 |
| BR   | LAB       | B2319   | 30       | COMPUTER SECURITY LAB - CSI (3615) | 17                               | 49                                | 34.70%                | 0                                | 8                                 | 0.00%                 |
| BR   | LAB       | B2329   | 30       | DISPENSING LAB (3617)              | 39                               | 49                                | 79.60%                | 0                                | 8                                 | 0.00%                 |
| BR   | LAB       | B2341.2 | 15       | ASEPTIC LAB (3618A)                | 18                               | 49                                | 36.73%                | 0                                | 8                                 | 0.00%                 |
| BR   | LAB       | B3200.4 | 20       | LAB VOLT (3701A)                   | 37                               | 49                                | 75.51%                | 2                                | 8                                 | 25.00%                |
| BR   | LAB       | B3200.1 | 30       | INSTRUMENTATION TRAINERS (3701B)   | 24                               | 49                                | 48.98%                | 0                                | 8                                 | 0.00%                 |
| BR   | LAB       | B3200   | 30       | MOTOR CONTROLS (3701C)             | 20                               | 49                                | 40.82%                | 0                                | 8                                 | 0.00%                 |
| BR   | LAB       | B3200.7 | 30       | PLC - ELECTRONICS (3701E)          | 29                               | 49                                | 59.18%                | 0                                | 8                                 | 0.00%                 |
| BR   | LAB       | B3200.3 | 30       | PNEUMATICS/ELECTRONICS (3701F)     | 21                               | 49                                | 42.86%                | 4                                | 8                                 | 50.00%                |
| BR   | LAB       | B3200.6 | 20       | ELECTRONICS (3701H)                | 40                               | 49                                | 81.63%                | 5                                | 8                                 | 62.50%                |
| BR   | LAB       | B3302   | 35       | HARDWARE DIGITAL LAB (HIM) (5907)  | 13                               | 49                                | 26.53%                | 0                                | 8                                 | 0.00%                 |
| BR   | LAB       | A3152   | 30       | FULFORDS - RESTAURANT (632)        | 25                               | 49                                | 51.02%                | 2                                | 8                                 | 25.00%                |
| BR   | LAB       | A3160   | 30       | CHEMISTRY LAB (635)                | 45                               | 49                                | 91.84%                | 6                                | 8                                 | 75.00%                |
| BR   | LAB       | A3168   | 22       | FOOD LAB (652)                     | 36                               | 49                                | 73.47%                | 3                                | 8                                 | 37.50%                |
| BR   | LECT      | B3250   | 150      | LECTURE THEATRE/E-PRES (3700)      | 27                               | 49                                | 55.10%                | 0                                | 8                                 | 0.00%                 |
| BR   | LECT      | C2125   | 143      | LECTURE THEATRE (374)              | 40                               | 49                                | 81.63%                | 1                                | 8                                 | 12.50%                |
| BR   | LECT      | B3100   | 210      | LECTURE THEATRE (519)              | 21                               | 49                                | 42.86%                | 0                                | 8                                 | 0.00%                 |
| BR   | MLAB      | A2137   | 24       | MASSAGE THERAPY LAB (434)          | 14                               | 49                                | 28.57%                | 0                                | 8                                 | 0.00%                 |
| BR   | MLAB      | A2167   | 24       | MASSAGE LAB/CLINIC (454)           | 19                               | 49                                | 38.78%                | 4                                | 8                                 | 50.00%                |
| BR   | PORT      | POR1    | 40       | PARAMEDIC LAB                      | 16                               | 49                                | 32.65%                | 0                                | 8                                 | 0.00%                 |
| BR   | SEM       | A1131   | 40       | MULTI-MEDIA SEMINAR ROOM (232)     | 46                               | 49                                | 93.88%                | 3                                | 8                                 | 37.50%                |
| BR   | SEM       | A1142   | 40       | MULTI-MEDIA SEMINAR ROOM (241)     | 44                               | 49                                | 89.80%                | 2                                | 8                                 | 25.00%                |
| BR   | SEM       | C2131   | 35       | MULTI-MEDIA SEMINAR ROOM (377)     | 46                               | 49                                | 93.88%                | 6                                | 8                                 | 75.00%                |
| BR   | SEM       | A2128   | 50       | MULTI-MEDIA SEMINAR ROOM (431)     | 46                               | 49                                | 93.88%                | 0                                | 8                                 | 0.00%                 |
| BR   | SEM       | A2129   | 40       | MULTI-MEDIA SEMINAR ROOM (432)     | 43                               | 49                                | 87.76%                | 2                                | 8                                 | 25.00%                |
| BR   | SEM       | A3151   | 50       | MULTI-MEDIA SEMINAR ROOM (631)     | 42                               | 49                                | 85.71%                | 0                                | 8                                 | 25.00%                |
| BR   | SEM       | A3159   | 60       | MULTI-MEDIA SEMINAR ROOM (637)     | 44                               | 49                                | 89.80%                | 1                                | 8                                 | 12.50%                |
| BR   | SMRT      | B3310   | 40       | SMART ROOM / E-PRESENTATION (5909) | 43                               | 49                                | 87.76%                | 2                                | 8                                 | 25.00%                |
| BR   | SMRT      | B3316   | 40       | SMART ROOM / E-PRESENTATION (5915) | 41                               | 49                                | 83.67%                | 0                                | 8                                 | 0.00%                 |
| BR   | SMRT      | B3320   | 40       | SMART ROOM / E-PRESENTATION (5919) | 39                               | 49                                | 79.60%                | 0                                | 8                                 | 0.00%                 |
| BR   | GYM       | 1       | 30       | WELLNESS CENTRE (8:30-5:30 ONLY)   | 44                               | 44                                | 100.00%               | N/A                              | N/A                               | N/A                   |
| <b>NOTE 2309.3, D1129, D1115 used for Applied Projects</b> |           |         |          |                                    |                                  |                                   |                       |                                  |                                   |                       |

**Sutherland Campus Utilization Charts  
Winter 2015**

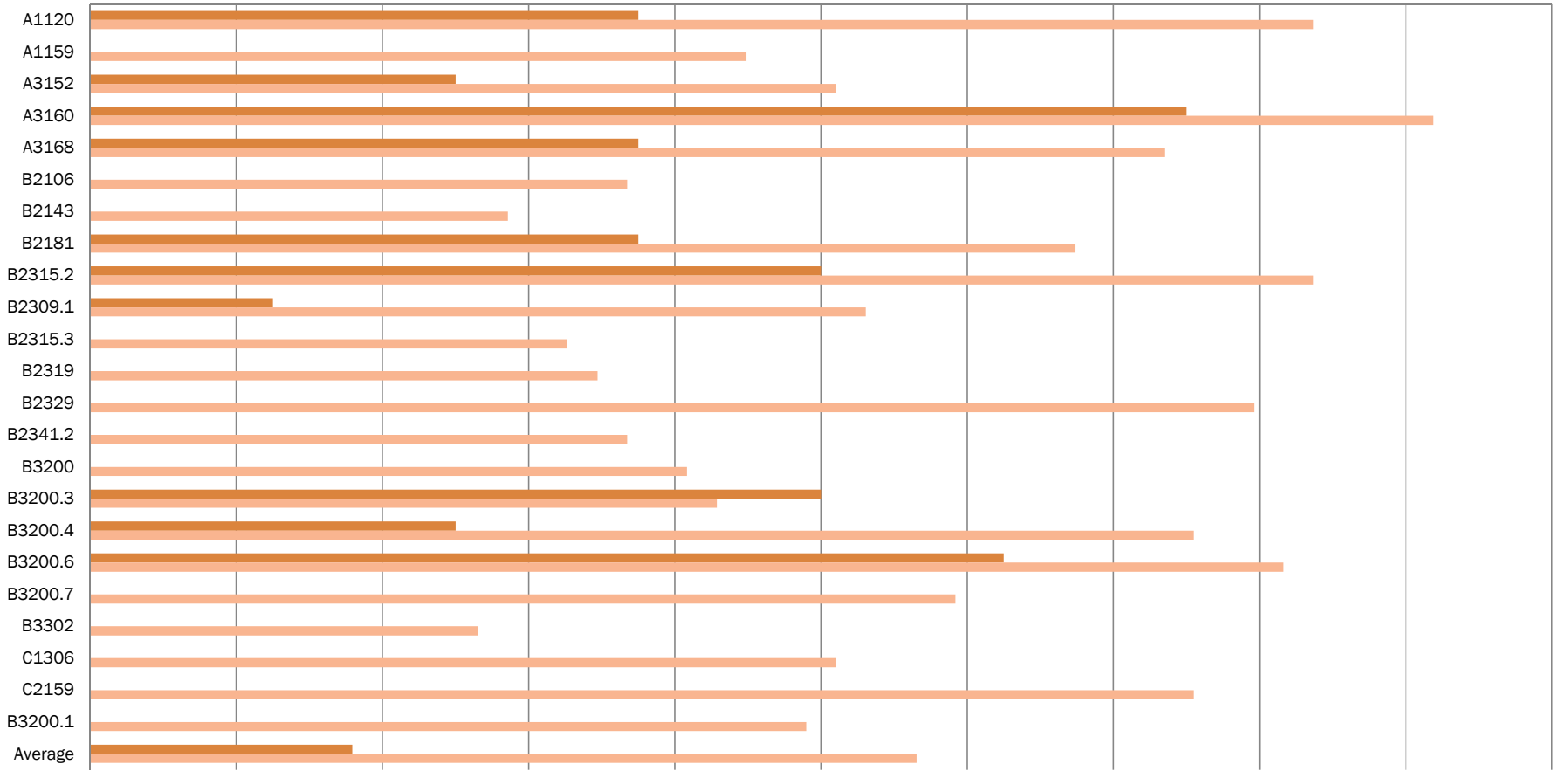


## Sutherland Campus Utilization Charts Winter 2015

### Labs (LAB) - Sutherland Campus - Brealey

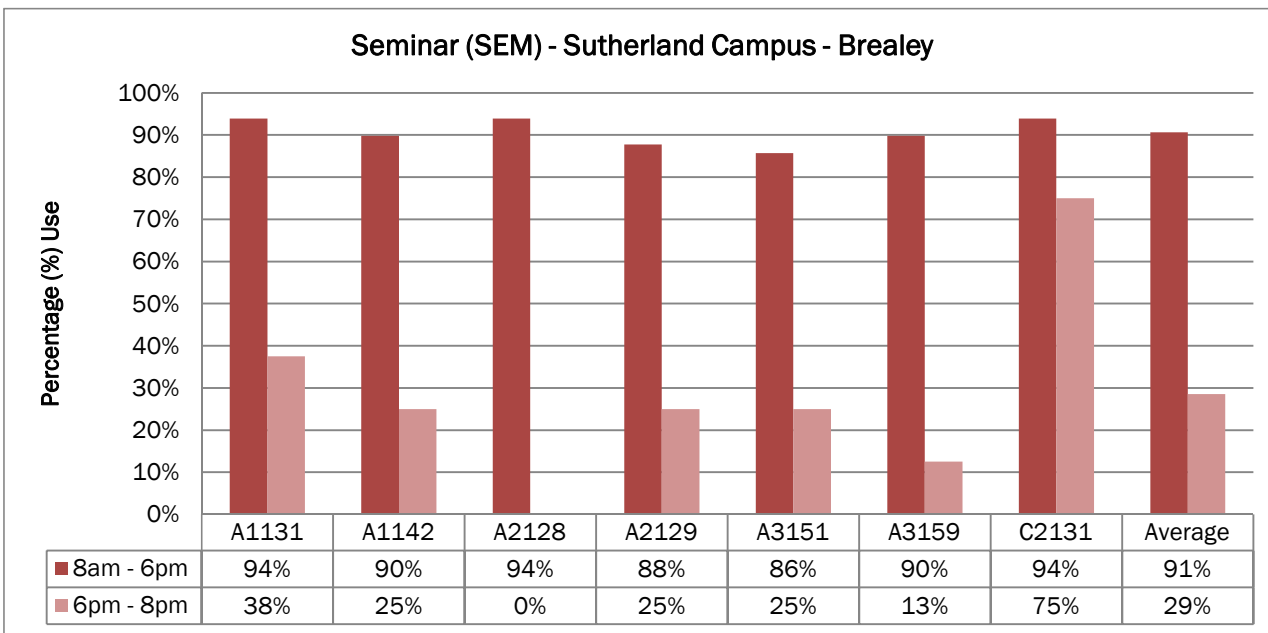
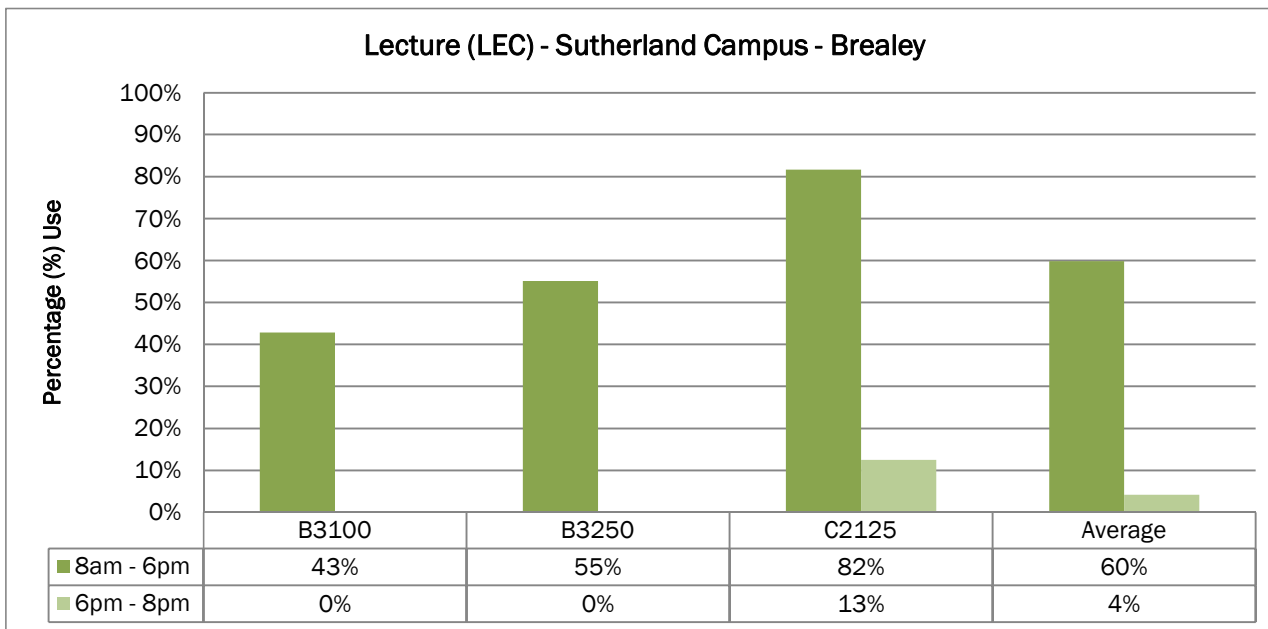
Percentage (%) Use

0%      10%      20%      30%      40%      50%      60%      70%      80%      90%      100%

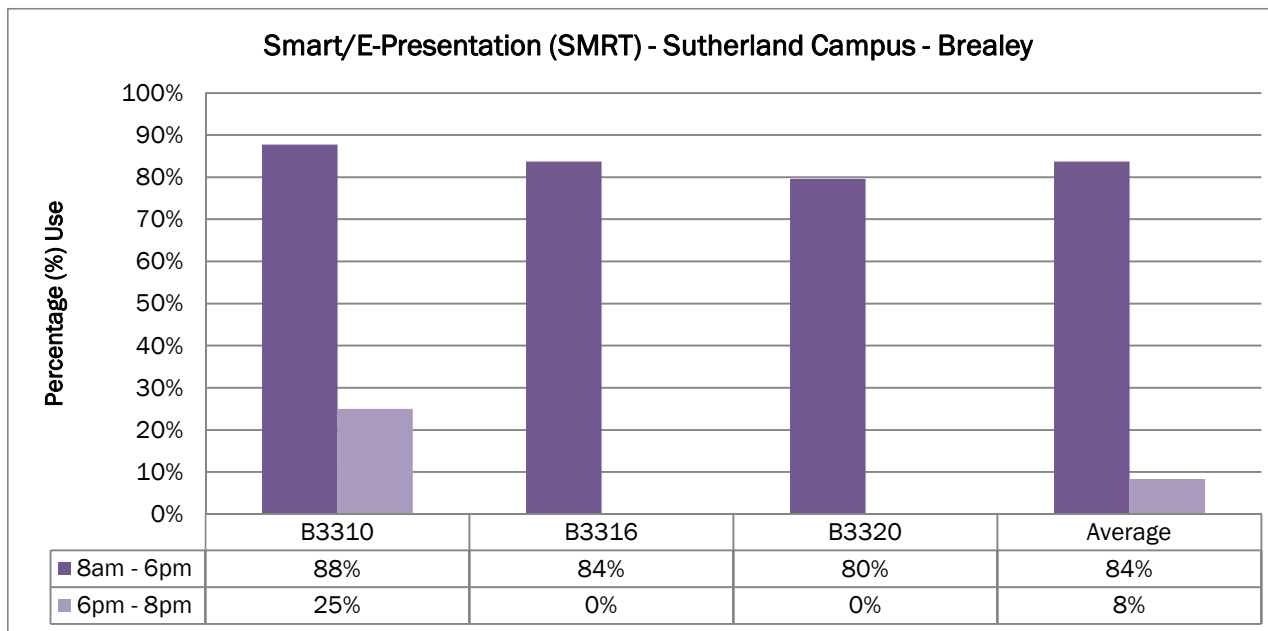
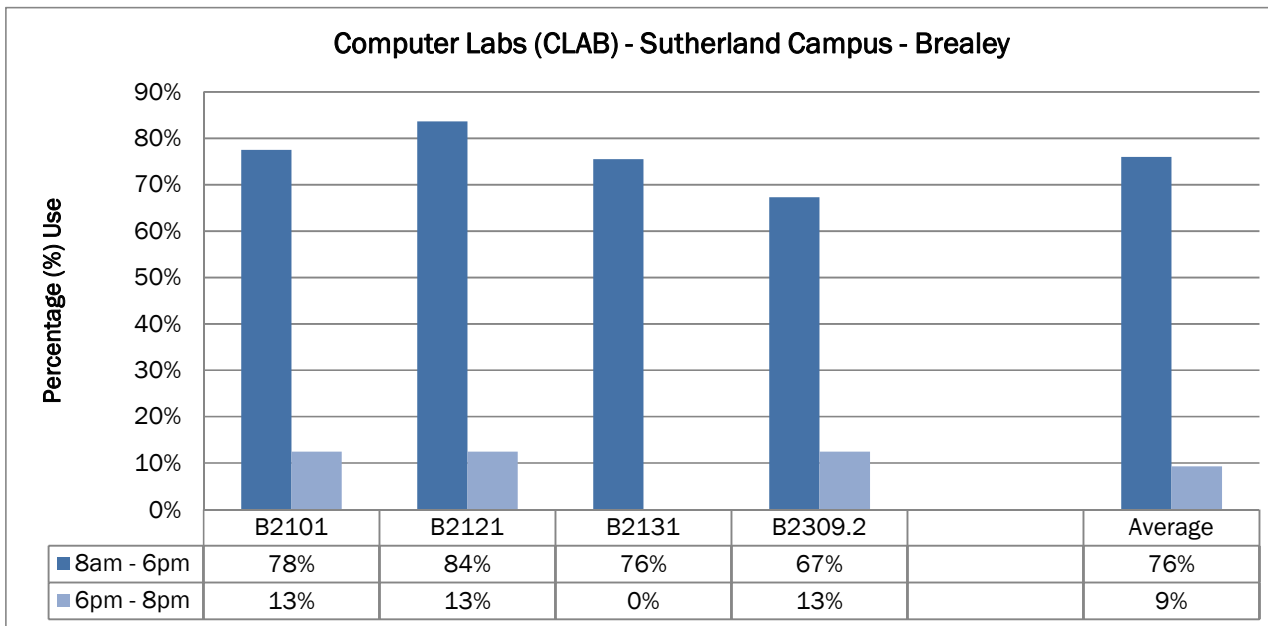


|           | Average | B3200.1 | C2159 | C1306 | B3302 | B3200.7 | B3200.6 | B3200.4 | B3200.3 | B3200 | B2341.2 | B2329 | B2319 | B2315.3 | B2309.1 | B2315.2 | B2181 | B2143 | B2106 | A3168 | A3160 | A3152 | A1159 | A1120 |
|-----------|---------|---------|-------|-------|-------|---------|---------|---------|---------|-------|---------|-------|-------|---------|---------|---------|-------|-------|-------|-------|-------|-------|-------|-------|
| 6pm - 8pm | 18%     | 0%      | 0%    | 0%    | 0%    | 0%      | 63%     | 25%     | 50%     | 0%    | 0%      | 0%    | 0%    | 0%      | 13%     | 50%     | 38%   | 0%    | 0%    | 38%   | 75%   | 25%   | 0%    | 38%   |
| 8am - 6pm | 57%     | 49%     | 76%   | 51%   | 27%   | 59%     | 82%     | 76%     | 43%     | 41%   | 37%     | 80%   | 35%   | 33%     | 53%     | 84%     | 67%   | 29%   | 37%   | 73%   | 92%   | 51%   | 45%   | 84%   |

**Sutherland Campus Utilization Charts  
Winter 2015**



**Sutherland Campus Utilization Charts  
Winter 2015**



**Sutherland Campus Utilization Charts  
Winter 2015**

