

Key Research Findings

This analysis was based on the pre-determined criteria and measures listed below:

Section	Description	Measures
Student Demand	<p>Includes an assessment of OCAS (2007 - 2011) enrolment data at other colleges in terms of mean growth rate with a specific focus on Fleming's direct competitors where appropriate (Georgian, Sheridan, Seneca and Durham)</p> <p>Trends in certificate, diploma, degree, apprenticeship and continuing education (where available).</p> <p>Click Below to Access Full Source Document: Fall Enrollment Trend</p>	<ul style="list-style-type: none"> ● Strong = Fleming enrolment growth is outpacing system and is equal to or greater than 3% ● Moderate = Fleming enrolment growth is equivalent to system demand and is between 1.0 to 2.9% ● Weak = Fleming enrolment growth is less than the system demand and is less than 1%
Labour Market	<p>Includes projected employment rate growth based on a consolidation of various Ontario, Canadian, and US sources including HRSDC, Sector Council Reports US Bureau of Labour Statistics, and the MTCU Employment Profile.</p>	<ul style="list-style-type: none"> ● Strong = Between 5-6 positive labour market indicators ● Moderate = Between 3-5 positive labour market indicators ● Weak = Between 1-2 or no positive labour market indicators
Competitive Analysis	<p>Includes the number of actual colleges offering the program as well as the ratio of applications to acceptances at Fleming compared to other colleges and specific comment about Fleming's direct competitors where appropriate (Georgian, Sheridan, Seneca and Durham)</p> <p>Click Below to Access Full Source Document: Fall Conversion Report</p>	<ul style="list-style-type: none"> ● Strong = Fleming conversion ratio is greater than 2 below the system ● Moderate = Fleming conversion ratio is 1 above, below or equal to the system ● Weak = Fleming conversion ratio is greater than 2 above than the system
Financial Analysis	<p>Includes a review of Contribution to Overhead (CTO) for existing programs (2010-11)</p> <p>Click Below to Access Full Source Document: Costing Analysis</p>	<ul style="list-style-type: none"> ● Strong = CTO is greater than 35% ● Moderate = CTO is between 30 - 34% ● Weak = CTO is between 20 – 30% <p>No Contribution = 19% or less</p>

Key Research Findings

Key Performance Indicators	Includes KPI trends from the Key Performance Indicator Summary 5 Year Historical Overview KPI Data from Reporting Years 2008-2012. Click Below to Access Full Source Document: Key Performance Indicators	<ul style="list-style-type: none"> ● Strong = Above system average in 6-7 indicators ● Moderate = Above system average in 3-5 indicators ● Weak = Above system average in 0-2 indicators.
Resource Analysis	Requires school level assessment regarding space, technology, capital equipment and human resources. Recommendations from recent Program Review Reports included here	

Key Research Findings

Expressive Arts (70732)

Student Demand¹

• **MODERATE**

The following information consists of OCAS yearly student fall registration data as well as a mean growth rate and average student registration for each program under these categories:

Certificate

- Fleming is the only school to offer this program, which has experienced a mean growth rate of **8%** and an average registration of **11 students**

Certificate

Program: 70732 – Expressive Arts											
	2008	2009	% Change (08-09)	2009	2010	% Change (09-10)	2010	2011	% Change (10-11)	% Mean Growth Rate (08-12)	5 Year Average Reg. Students
→ Fleming	13	7	-46	7	12	71	12	12	0	8	11
Total	13	7	-46	7	12	71	12	12	0	8	11

Labour Market

• **MODERATE**

Employment Ontario

Not Available

HRSDC²

Therapy and Assessment Professionals (NOC-314)

- Job Openings (2011/2020): **22,218**
- Job Seekers(2011/2020): **23,870**
- Post Secondary Education Graduates: **21,242**
- “Based on projections and considering that this occupation was facing labour market pressure, it is expected that the number of job seekers will be insufficient to fill the job openings over the 2011-2020 period. Unlike the majority of occupations, job openings resulting from expansion demand will be the main source of labour demand. As the Canadian population ages, the demand for health services will increase substantially, thus resulting in increased demand for health professionals in general. Moreover, similar to other health occupations, employment growth for therapy and assessment professionals will be among the strongest of all occupations. Retirements will also represent a significant number of job openings, despite a retirement rate below the average for all occupations. The retirement rate is low because workers in this occupation are generally younger than the average. With regard to labour supply, the largest number of job seekers over the projection period will come from the school system.”

¹ Registration data obtained from the Program Counts by Applicant Type Report (RPT0050P) in the OCAS Reporting and Analytics Cube December 7, 2011. Some programs/colleges may not be included because they were missing MCU codes in the OCAS dataset Prepared by Fleming Data Research (07-2012)

² "Therapy And Assessment Professionals (314)." *Canadian Occupational Projection System (COPS)*. N.p., n.d. Web. 22 Aug. 2012. <<http://www23.hrsdc.gc.ca/occupationsummarydetail.jsp?tid=49>>.

Key Research Findings

US Bureau of Labour³

Recreational Therapists (SOC –29-115)

- Employment Growth (2010/2020): **Increase 17%**
 - **22,400** (2010) to **26,300** (2020)
- “As the large baby-boom generation ages, they will need recreational therapists to help treat age-related injuries and illnesses, such as strokes. As people age, their declines in general physical ability, and sometimes mental ability, may also be treated with recreational therapy.”
- “Legislation requiring federally-funded services for disabled students will continue to shape the need for recreational therapists in education settings.”
- “Additionally, third party payers will continue to use therapists’ services as a way to cut costs in patients’ recoveries from injuries or illnesses, moving treatment to outpatient settings rather than more costly hospital settings.”
- “Job prospects will be best for recreational therapists with both a bachelor’s degree and certification. Therapists who specialize in working with the elderly or who earn certification in geriatric therapy may have the best job prospects. Nursing and residential care facilities employ almost a third of recreational therapists. As the percentage of older adults continues to grow, employment in nursing and residential care facilities industry will grow as a whole, increasing the need for these workers.”

Sector Councils and Reports

- [Canadian Athletic Therapists Association](#)
- [Canadian Play Therapy Institute](#)
- [International Expressive Arts Therapy Association](#)
- [Music Therapy Association of Ontario](#)
- [Ontario Art Therapy Association](#)
- [Ontario Athletic Therapy Association](#)
- [Therapeutic Recreation Ontario](#)

³ "Recreational Therapists." *Occupational Outlook Handbook*. N.p., n.d. Web. 22 Aug. 2012. <<http://www.bls.gov/ooh/healthcare/recreational-therapists.htm#tab-6>>.

Key Research Findings

Employment Profile⁴

Social Services

Total Graduates:	3,096	Total Graduates in Survey:	2,211	Response Rate:	71.5%
-------------------------	-------	-----------------------------------	-------	-----------------------	-------

⁴ 594 graduates were reported after the survey window had closed. While program information for these graduates has been included wherever possible, these graduates are not included in survey results, such as response rates.

Programs in Social Services

Programs	Duration	Total Grads	Total in Survey	Total in Labour Force	Colleges
Activation Co-ordinator/ Gerontology	2 Years	45	34	32	George Brown
Activation Techniques In Gerontology	Post Diploma	35	29	26	Fanshawe, Georgian
Addictions: Treatment And Prevention	Post Diploma	52	38	35	Durham, Georgian
American Sign Language – English Interpreter	3 Years	10	8	7	George Brown
American Sign Language And Literacy Instructor	2 Years	3	3	3	George Brown
Autism And Behavioural Science	Post Diploma	176	120	100	Fanshawe, George Brown, Lambton, Mohawk, St. Clair, St. Lawrence
Behavioural Psychology – Bachelor Of Applied Arts	4 Years	35	19	17	St. Lawrence
Behavioural Science Technology	3 Years	124	85	77	George Brown, St. Lawrence
Career And Work Counsellor	2 Years	77	61	53	George Brown
Career Development Practitioner	Post Diploma	40	35	34	Conestoga
Chemical Dependency Counselling	Post Diploma	6	5	4	St. Clair
Community Mental Health – Multidiscipline	Post Diploma	38	28	25	Mohawk
Community Worker	2 Years	90	68	45	George Brown, Sheridan
Corporate Training And Development	Post Diploma	1	1	1	Fanshawe
Expressive Arts	Post Diploma	12	6	6	Sir Sandford Fleming
Family Violence – Counsellor And Advocate	2 Years	49	32	18	George Brown
Human Services Management – Bachelor Of Applied Arts	4 Years	8	6	6	Loyalist
Instructor For The Blind And Visually Impaired	Post Diploma	21	11	8	Mohawk
Intervenor For Deaf – Blind Persons	2 Years	18	12	9	George Brown
Mental Health Worker	2 Years	103	56	37	Canadore, Confederation, Sir Sandford Fleming
Ontario Band Social Services Administrator	2 Years	2	2	2	Northern

⁴ "Employment Profile." Ontario. N.p., 2011. Web. 19 July 2012.
<<http://www.tcu.gov.on.ca/pepg/audiences/colleges/serials/eprofile09-10/profile10.pdf>>.

Key Research Findings

Social Services

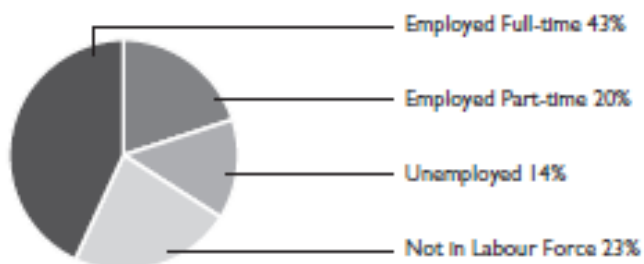
Programs in Social Services (cont.)

Programs	Duration	Total Grads	Total in Survey	Total in Labour Force	Colleges
Pre-Interpreter	1 Year	41	21	5	George Brown
Research Analyst	Post Diploma	31	23	23	Georgian
Social Service Worker	2 Years	1,986	1,440	1,070	Algonquin, Boreal, Cambrian, Canadore, Centennial, Conestoga, Confederation, Durham, Fanshawe, George Brown, Georgian, Humber, La Cité, Lambton, Loyalist, Mohawk, Niagara, Northern, Sault, Seneca, Sheridan, Sir Sandford Fleming, St. Lawrence
Social Service Worker – Gerontology	2 Years	93	68	56	Cambrian, La Cité, Seneca, Sheridan

Summary of Survey Data

	Program Cluster	All Programs
Survey Population	2,211	50,622
Labour Force Participation	77%	74%
Employment Rate ^a	82%	83%
Employed Part-time ^a	26%	18%
Employed Full-time ^a	56%	65%
Average Annual Earnings – Total	\$34,143	\$33,199
Average Annual Earnings – Female	\$33,609	\$31,897
Average Annual Earnings – Male	\$36,302	\$34,607
Graduate Satisfaction	76%	79%
Employer Satisfaction	93%	93%

a. As a percentage of graduates in the labour force.

Social Services**Graduate Outcomes for Program Cluster (as a percentage of all respondents)****Top Five Industries of Employment**

	#	%
Social Assistance	414	30.7%
Nursing and Residential Care Facilities	204	15.1%
Ambulatory Health Care Services	97	7.2%
Educational Services	97	7.2%
Food Services and Drinking Places	61	4.5%

Top Five Occupational Categories

	#	%
Community and Social Service Workers	442	32.6%
Retail Salespersons and Sales Clerks	79	5.8%
Employment Counsellors	49	3.6%
Visiting Homemakers, Housekeepers and Related Occupations	46	3.4%
Early Childhood Educators and Assistants	43	3.2%

Social Services

Summary of Graduate Outcomes by Program

	Full-time Employed, Program Related		Full-time Employed, Program Unrelated		Part-time Employed, Program Related		Part-time Employed, Program Unrelated		Unemployed		Not In Labour Force	
	#	%	#	%	#	%	#	%	#	%	#	%
Activation Co-ordinator/ Gerontology	18	52.9	2	5.9	6	17.6	3	8.8	3	8.8	2	5.9
Activation Techniques In Gerontology	14	48.3	4	13.8	8	27.6	—	—	—	—	3	10.3
Addictions: Treatment And Prevention	12	31.6	3	7.9	10	26.3	7	18.4	3	7.9	3	7.9
American Sign Language – English Interpreter	2	25.0	—	—	4	50.0	1	12.5	—	—	1	12.5
Autism And Behavioural Science	46	38.3	13	10.8	28	23.3	7	5.8	6	5.0	20	16.7
Behavioural Psychology – Bachelor Of Applied Arts	10	52.6	2	10.5	3	15.8	—	—	2	10.5	2	10.5
Behavioural Science Technology	46	54.1	10	11.8	6	7.1	8	9.4	7	8.2	8	9.4
Career And Work Counsellor	21	34.4	7	11.5	5	8.2	2	3.3	18	29.5	8	13.1
Career Development Practitioner	20	57.1	3	8.6	5	14.3	—	—	6	17.1	1	2.9
Community Mental Health – Multidiscipline	5	17.9	7	25.0	5	17.9	5	17.9	3	10.7	3	10.7
Community Worker	16	23.5	7	10.3	6	8.8	4	5.9	12	17.6	23	33.8
Expressive Arts	1	16.7	2	33.3	2	33.3	1	16.7	—	—	—	—
Family Violence – Counsellor And Advocate	3	9.4	5	15.6	3	9.4	1	3.1	6	18.8	14	43.8
Human Services Management – Bachelor Of Applied Arts	2	33.3	3	50.0	1	16.7	—	—	—	—	—	—
Instructor For The Blind And Visually Impaired	3	27.3	2	18.2	1	9.1	2	18.2	—	—	3	27.3
Intervenor For Deaf – Blind Persons	8	66.7	—	—	—	—	—	—	1	8.3	3	25.0
Mental Health Worker	13	23.2	11	19.6	5	8.9	3	5.4	5	8.9	19	33.9
Pre-Interpreter	—	—	—	—	2	9.5	1	4.8	2	9.5	16	76.2
Research Analyst	16	69.6	3	13.0	—	—	—	—	4	17.4	—	—
Social Service Worker	354	24.6	217	15.1	164	11.4	119	8.3	216	15.0	370	25.7
Social Service Worker – Gerontology	19	27.9	10	14.7	9	13.2	8	11.8	10	14.7	12	17.6
All Programs In Cluster*	629	28.6	311	14.1	273	12.4	172	7.8	304	13.8	511	23.2

* Does not include 4 programs with fewer than 5 graduates in the labour force.

Key Research Findings

Social Services

Earnings of Full-time Employed Participants

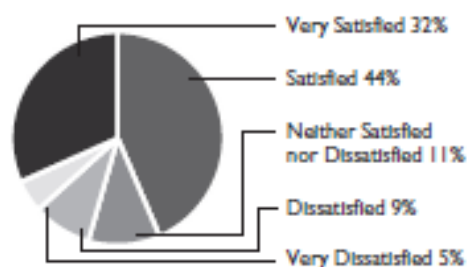
Program	Average – Females	Average – Males	Median – Females	Median – Males	Average for Program	Median for Program
Activation Co-ordinator/ Gerontology	\$32,962	–	\$33,489	–	\$33,302	\$33,789
Activation Techniques In Gerontology	\$35,007	–	\$37,000	–	\$35,007	\$37,000
Addictions: Treatment And Prevention	\$38,488	–	\$42,900	–	\$39,529	\$42,000
American Sign Language – English Interpreter	–	–	–	–	–	–
Autism And Behavioural Science	\$36,485	–	\$37,250	–	\$36,347	\$36,500
Behavioural Psychology – Bachelor Of Applied Arts	\$37,194	–	\$36,250	–	\$38,812	\$36,500
Behavioural Science Technology	\$37,887	\$38,992	\$40,000	\$38,000	\$38,095	\$38,250
Career And Work Counsellor	\$37,475	\$39,142	\$38,400	\$42,444	\$37,795	\$40,075
Career Development Practitioner	\$40,540	–	\$39,000	–	\$40,225	\$39,000
Community Mental Health – Multidiscipline	\$25,441	–	\$22,943	–	\$25,441	\$22,943
Community Worker	\$33,033	\$40,397	\$28,849	\$38,564	\$35,711	\$37,443
Expressive Arts	–	–	–	–	–	–
Family Violence – Counsellor And Advocate	\$36,745	–	\$38,087	–	\$36,745	\$38,087
Human Services Management – Bachelor Of Applied Arts	\$53,124	–	\$58,000	–	\$53,124	\$58,000
Instructor For The Blind And Visually Impaired	–	–	–	–	–	–
Intervenor For Deaf – Blind Persons	\$39,570	–	\$36,500	–	\$39,570	\$36,500
Mental Health Worker	\$29,362	–	\$23,471	–	\$31,546	\$32,000
Pre-Interpreter	–	–	–	–	–	–
Research Analyst	\$49,837	\$37,095	\$45,000	\$40,000	\$44,740	\$41,584
Social Service Worker	\$31,589	\$34,430	\$30,113	\$33,486	\$32,034	\$30,660
Social Service Worker – Gerontology	\$32,159	–	\$33,525	–	\$32,456	\$33,525
All Programs in Cluster*	\$33,482	\$36,302	\$32,396	\$36,933	\$33,904	\$33,000

* Does not include 4 programs with fewer than 5 graduates in the labour force.

Social Services

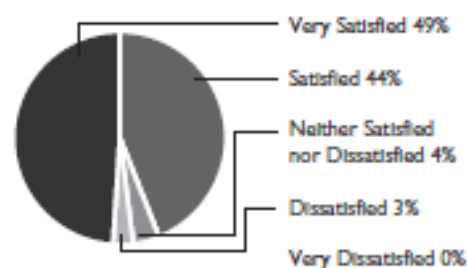
Program Cluster Satisfaction

Graduate Satisfaction with the usefulness of his/her college education in achieving his/her goals after graduation:*



* 2,077 graduates participated in this question.

Employer Satisfaction with employee overall college preparation for the type of work he/she was doing:*



* 307 employers participated in this survey.

Program Cluster Historical Data

	00-01 Grads	01-02 Grads	02-03 Grads	03-04 Grads	04-05 Grads	05-06 Grads	06-07 Grads	07-08 Grads	08-09 Grads	09-10 Grads
Percentage Employed	88.3%	86.8%	86.5%	85.9%	86.7%	87.1%	88.7%	90.6%	83.9%	82.0%
Percentage Employed Full-time	69.5%	65.8%	63.5%	61.8%	61.9%	64.4%	65.6%	67.3%	58.3%	55.7%
Percentage Employed Full-time Related Jobs	53.6%	51.6%	46.6%	42.1%	42.5%	44.1%	48.8%	49.1%	42.2%	37.4%
Average Annual Salary Full-time Related Jobs	\$30,673	\$30,820	\$30,828	\$31,535	\$32,529	\$32,288	\$34,034	\$35,439	\$36,603	\$37,202

Key Research Findings

Working in Canada⁵

Therapy and Assessment Professionals (NOC-314)

- Ontario Rating: **Not Available**

- **Wage Range by Region:**

Location	Wage (\$/hr)		
	Low	Median	High
Ontario	14.50	23.08	35.06
Hamilton--Niagara Peninsula Region	14.50	23.08	35.06
Kingston - Pembroke Region	N/A	N/A	N/A
Kitchener--Waterloo--Barrie Region	N/A	N/A	N/A
London Region	N/A	N/A	N/A
Muskoka-Kawartha Region	N/A	N/A	N/A
Northeast Region	N/A	N/A	N/A
Northwest Region	N/A	N/A	N/A
Ottawa Region	N/A	N/A	N/A
Stratford--Bruce Peninsula Region	N/A	N/A	N/A
Toronto Region	14.50	23.08	35.06
Windsor-Sarnia Region	N/A	N/A	N/A

Competitive Analysis⁶

- **STRONG**

The following information consists of OCAS yearly fall application and registration data as well as a conversion ratio for each program under this category:

Certificate

- Fleming has had a very high conversion ratio throughout the past five years of offering the program, in 2011 the ratio was **2:1**

Certificate

Program: 70732 – Expressive Arts															
	App. 2008	Reg. 2008	Conv. Ratio	App. 2009	Reg. 2009	Conv. Ratio	App. 2010	Reg. 2010	Conv. Ratio	App. 2011	Reg. 2011	Conv. Ratio	App. 2012	Reg. 2012	Conv. Ratio
→ Fleming	30	13	2:1	18	7	3:1	21	12	2:1	24	12	2:1	5		
Total	30	13	2:1	18	7	3:1	21	12	2:1	24	12	2:1	5		

⁵ "Therapy And Assessment Professionals (314)." *Working In Canada*. N.p., n.d. Web. 22 Aug. 2012.

<<http://www.workingincanada.gc.ca/report-eng.do?area=8792&lang=eng&noc=3144&action=final&ln=p@ionKeyword=Peterborough%2C+Ontario&s=2&source=&titleKeyword=art+therapy+consultant#outlook>>.

⁶ Application data obtained from OCAS College Count Cube October 19, 2011 Registration data obtained from the Program Counts by Applicant Type Report (RPT0050P) in the OCAS Reporting and Analytics Cube December 7, 2011. Some programs/colleges may not be included because they were missing MCU codes in the OCAS dataset Prepared by Fleming Data Research (07-2012)

Key Research Findings

Financial Analysis

• **NO CONTRIBUTION**

Source: Program Costing Analysis 2010/2011

- Contribution to Overhead: -26.6%
- Program Weight: 1.00
- Funding Unit: 0.60

Key Performance Indicators

• **MODERATE**

Source: Key Performance Indicator Summary 5 Year Historical Overview KPI Data from Reporting Years 2008-2012

KPI1-Graduation Rate	-
KPI2-Working	+9% above system
KPI3-Working Related	+8% above system
KPI4-Grad. Satisfaction	+2% above system
KPI8-Student Satisfaction-Learning	-
KPI9-Student Satisfaction- Teachers	-
KPI11-Grad. Satisfaction-Program	+10% above system

Resource Analysis

Equipment

Staffing

Space

Key Research Findings

Appendix

The following is the original environmental scan conducted by the Library Researchers to form the basis of the previous summary of Key Research Findings Report.

Expressive Arts

Overview of the Profession

NOC 3144: Other Professional Occupations in Therapy and Assessment

http://www.workingincanada.gc.ca/report-eng.do?area=8792&lang=eng&noc=3144&action=final®ionKeyword=Peterborough%2C+Ontario&s=0&source=0&titleKeyword=art+therapist#report_tabs_container2

Therapists and other professionals in this unit group perform some or all of the following duties:

- Assess patients and review reports from physicians, psychiatrists, counsellors, teachers and others to determine patients' current and potential functioning level
- Prepare individualized and group treatment plans either independently or through an interdisciplinary team approach
- Implement treatment plan by carrying out specialized therapy sessions employing techniques such as art, athletic, dance, drama, music or recreational therapy or remedial gymnastics
- Observe and analyze patients during treatment sessions
- Record observations, write progress reports and consult with other health care professionals to evaluate treatment plan
- Initiate, design and implement specialized therapy programs for the general patient population or in the community
- May conduct research in respective field of specialization.

Common Job Titles

- art therapist
- art therapy consultant
- athletic therapist
- dance-movement therapy researcher
- drama therapist
- movement therapist
- music therapist
- music therapy researcher
- recreational therapist
- remedial gymnast

Typical Employers

- hospital
- rehabilitation centres

Key Research Findings

- Clinics
- recreational centres
- nursing homes
- educational institutions
- prisons
- day-care facilities
- private practice

Labour Market

Working in Canada

1. Employment potential for the Kawartha Region and Ontario is Not Available (Working in Canada)

<http://www.workingincanada.gc.ca/report-eng.do?area=8792&lang=eng&noc=3144&action=final&ln=p®ionKeyword=Peterborough%2C+Ontario&s=2&source=0&titleKeyword=art+therapist#outlook>

HRDSC

2. National Outlook 10 Year Projection (2011-2020)

Occupations in this group	Audiologists and Speech-Language Pathologists (3141),Physiotherapists (3142),Occupational Therapists (3143),Other Professional Occupations in Therapy and Assessment (3144)
Employment (non-student) in 2010	48,963
Median age of workers in 2010	40.3
Average retirement age in 2010	61

3. For **Therapy And Assessment Professionals**, over the 2011-2020 period, job openings (arising from expansion demand and replacement demand) are expected to total **22,218** and **23,870** job seekers (arising from school leavers, immigration and mobility) are expected to be available to fill the job openings.
4. Over the 2008-2010 period, employment in this occupation grew slightly while its unemployment rate, one of the lowest for all occupations, remained stable. The average hourly wage for this occupation increased slightly more quickly than the average for all occupations. According to key labour market indicators, the number of job seekers was insufficient to fill the job openings in this occupation.
5. This occupation is not covered in the current edition of Ontario Job Futures.
6. This occupation is not covered in the current edition of Ontario Job Futures
7. Local wage for Kawartha/Muskoka Region 2010 is not available. For Ontario 2010:
Low: \$14.50 Average: \$23.08 High: \$35.06

<http://www.workingincanada.gc.ca/report-eng.do?area=8792&lang=eng&noc=3144&action=final&ln=p®ionKeyword=Peterborough%2C+Ontario&s=1&source=0&titleKeyword=art+therapist#wages>

Key Research Findings

US Bureau of Labour

<http://www.bls.gov/oco/ocos211.htm#outlook>

Job Outlook (under Recreational Therapists)

Employment change. Employment of recreational therapists is expected to grow by 17 percent from 2010 to 2020, about as fast as the average for all occupations.

As the large baby-boom generation ages, they will need recreational therapists to help treat age-related injuries and illnesses, such as strokes. As people age, their declines in general physical ability, and sometimes mental ability, may also be treated with recreational therapy.

Legislation requiring federally-funded services for disabled students will continue to shape the need for recreational therapists in education settings.

Additionally, third party payers will continue to use therapists' services as a way to cut costs in patients' recoveries from injuries or illnesses, moving treatment to outpatient settings rather than more costly hospital settings.

Job Prospects. Job prospects will be best for recreational therapists with both a bachelor's degree and certification. Therapists who specialize in working with the elderly or who earn certification in geriatric therapy may have the best job prospects. Nursing and residential care facilities employ almost a third of recreational therapists. As the percentage of older adults continues to grow, employment in nursing and residential care facilities industry will grow as a whole, increasing the need for these workers.

No Sector Council Reports available.

Industry Standards:

This occupation does **not** require certification in **Ontario** or any Canadian province or territory.

Professional Associations:

[Canadian Athletic Therapists Association](#)

[Canadian Play Therapy Institute](#)

[International Expressive Arts Therapy Association](#)

[Music Therapy Association of Ontario](#)

[Ontario Art Therapy Association](#)

[Ontario Athletic Therapy Association](#)

[Therapeutic Recreation Ontario](#)

Employment Requirements

Employment requirements are prerequisites generally needed to enter an occupation.

- Athletic therapists usually require a bachelor's degree in sport studies or exercise science with a specialization in athletic therapy or a college program in sports injury management.
- Art therapists require a graduate degree in art therapy.

Key Research Findings

- Dance therapists require a bachelor's degree in psychology, dance, drama or movement therapy *or*
An approved graduate program in dance, drama or movement therapy.
- Music therapists usually require a bachelor's degree in music therapy.
- Recreational therapists usually require a bachelor's degree or college program in recreation with a specialization in therapeutic recreation.
- Remedial gymnasts require completion of an approved college program in remedial gymnastics.
- Supervised practical training is usually required for occupations in this unit group.
- Creative or technical ability in the field of specialization is usually required.
- Certification or membership with the appropriate national professional association or provincial counterpart may be required.

[Source: [National Occupational Classification 2006 - HRSDC](#)]

Educational Programs Leading to this Occupation – not found

Educational Competitors

Individual Community college/Institute Information

(Click on the Program Title to view college program page)

**Fleming is the only College currently offering this program.
Includes Highlights of unique program characteristics.**

Fleming

[Expressive Arts](#) – Graduate Certificate

- 8 weeks, offered in the spring
- Available full or part time

Outside of Ontario:

[Vancouver Expressive Arts](#)

- Courses scheduled over 14 months and offered as intensive long weekends

[International Expressive Arts Therapy Association](#)

- Provides links to accredited and non-accredited programs world-wide

Langara College, BC

[Expressive Arts Therapy](#) –certificate

- Offered part time over 2 years

International School of Interdisciplinary Studies, Toronto

[Creative Integrated Arts Therapy Training Program](#) – Diploma

- 3 year program, delivered part time in evenings and on weekends

Key Research Findings

Institution	APS #	Approved Program Name	MTCU Code	Program Weight	Funding Unit	Degree Factor
SSFL	1170	Expressive Arts	70732	1.00	0.60	1.00

Employment Postings:

On August 8, 2012, there were no job postings listed locally or provincially in the job bank.

Source: jobbank.gc.ca

Job Title

Recreation Therapists

Requisition

AH017.4

Location

GRH - Freeport Site Kitchener, ON, CA N2A 2W1

Career Level

Experienced (Non-Manager)

Category

Healthcare - Allied Health

Education

College Diploma

Job Type

Full-time - Non Union

Travel

30 - 40%

Job Description

With the expansion of the inpatient units & the addition of 50 Specialized MENTAL HEALTH beds Grand RiverHospital offers exciting opportunities to Recreation Therapists interested in starting or developing a career in MENTAL HEALTH. Full paid orientation is provided & educational support is available

Offering person-centred care, guided by recovery principles, the Recreation Therapist promotes healing and instills hope while demonstrating the values of the Mental Health and Addictions Program.

As a member of an intraprofessional clinical team within the Specialized Mental Health Program, Recreation Therapists plan, implement, and evaluate recreation and leisure programs and services relative to the identified needs of people diagnosed with a severe and persistent mental illness.

Recreation Therapists promote the development, maintenance and expression of an appropriate leisure lifestyle for the participants through assessment, leisure education and counselling, facilitation and program evaluation

Utilizing functional intervention, leisure education and recreation participation in a holistic approach, Recreation Therapists support individuals with a severe and persistent mental illness as they acquire and/or maintain the skills, knowledge and behaviours that will allow them to reach their optimal level

Key Research Findings

of functioning for recreation and leisure. The major functions of a Recreation Therapist are directly related to the adopted Therapeutic Recreation Ontario Standards of Practice and Code of Ethics (TRO). Contributes to ensuring there is a safe environment for patients, staff and visitors.

Job Requirements

- Graduate of an accredited Recreation course at the college or university level, with a focus on, or specialty in, Therapeutic Recreation
- Eligible for registration with Therapeutic Recreation Ontario
- Member in good standing of Therapeutic Recreation Ontario before the hire date
- Strong knowledge of, and support for, recovery principles
- 2-5 years experience working with individuals diagnosed with severe and persistent mental illness preferred
- BCLS
- Proven knowledge, skills & experience of working with patients with concurrent disorders i.e. mental illness & addictions
- Use of various recreation and leisure modalities such as adapted aquatics, music as therapy, art as therapy, horticulture as therapy, adapted sports, hobbies, computer, and leisure education
- Demonstrated knowledge and comfort with multidisciplinary team processes
- Proven ability for utilizing best practices in meeting the needs of individuals with severe and persistent mental illness
- Knowledge of formal and informal recreation and leisure services and resources (across WWLHIN) preferred
- Knowledge of the Mental Health Act and other relevant legislation
- Excellent interpersonal skills
- Excellent communication skills (written and verbal)
- Ability to diffuse conflict and foster collaborative working relationships
- Excellent organizational skills
- Able to work independently
- Good working knowledge of Microsoft Office Suite
- Access to transport & valid drivers license
- Adaptable, creative, innovative, and flexible
- Willingness and ability to continue to improve professional competence and knowledge
- Good attendance record

Grand River Hospital **requires all new hires to submit a valid Criminal Record Check that may include a Vulnerable Sector Screen prior to start date.**

To apply please submit your résumé on-line

Please be advised that we are no longer accepting paper-based resumes from external candidates. For instructions on how to apply on line, please visit our website www.grhosp.on.ca or you can find instructions posted on internal posting boards found within the hospital.

Recreation Program Staff/Expressive Art Program Facilitator

Date Posted: Aug 12, 2011

Job Title: Recreation Program Staff/Expressive Art Program Facilitator

Job Category: Health, Education & Social Services

Key Research Findings

Location: Maple

Job Description:

Social Enterprise For Canada (SEC) is a progressive charitable organization, dedicated to creating communities that exemplify Canadian values. SEC maintains its head office in Newmarket and provides direct human services for 19 programs, which include Supervised Access, Ontario Early Years, Boys & Girls Club of York Region, Welcome Centre for Immigrant Services - Newmarket and numerous Before & After School and Childcare programs.

Social Enterprise for Canada is seeking candidates for the position of:
Recreation Program Staff/Expressive Art Program Facilitator
Expressive Art Program - Boys and Girls Club of York Region

Monday, Tuesday, Wednesday & Friday from 3pm to 6pm; Thursdays from 3pm to 9pm

We are recruiting experienced recreation professionals to provide high quality early learning and care services for children and families.

Our organization employs a multidisciplinary approach in a creative, team-based environment that extends beyond the traditional childcare model.

The successful candidate will be responsible for the daily operation of an Expressive Art Program within the Boys and Girls Club of York Region after school program.

This is a part time position within a school working directly with Clients and staff and with responsibility for overall daily program operation and administration. This position is in a program that operates 10 months each year.

Our programs are located in: Maple

Hours: 18 hrs/ week

Skills/Qualifications:

Qualifications:

- „X Post secondary education in a related discipline.
- „X Experience working with children and youth
- „X Current First Aid and CPR certification
- „X Clear Vulnerable Sector Screen
- „X Negative TB Health Assessment
- „X Strong oral and written communication skills
- „X Reliable and dependable
- „X Valid driver's license and access to reliable transportation an asset

Employer:

Social Enterprise for Canada

How to Apply:

All interested candidates should submit a cover letter and resume to the attention of the Hiring Committee by email to: humanresources@socialenterprise.ca or fax: 905-953-8241 Please quote File # BGCYR11 in your cover letter. We thank all candidates for their interest; however only those selected for an interview will be contacted. * No telephone inquiries please. * Social Enterprise for Canada, 17705

Key Research Findings

Leslie Street, Suite 11, Newmarket, Ontario L3Y 3E3 Application Deadline: August 31st, 2011 SEC is an equal opportunity employer.

Advertised Until:

Aug 31, 2011