

Fleming College
599 Brealey Drive
Peterborough, ON K9J 7B1

Pay Group: SUP-Support Pay Group
Pay Begin Date: 12/24/2017
Pay End Date: 01/06/2018




Business Unit FLEMG
Advice #: 000000000306194
Advice Date: 01/05/2018

			TAX DATA:	Federal	Quebec	ON
<div></div>	<div></div> <div>Location:</div> <div>Job Title:</div> <div>Pay Rate:</div>	<div></div> <div>Sutherland</div> <div>Appendix D</div> <div>\$2,437.50 Biweekly</div>	Net Claim	11,809.00		10,354.00
			Amount:			
			Special Letters:			
			Addl. Percent:			
			Addl. Amount:			

HOURS AND EARNINGS						TAXES		
----- Current -----			----- YTD -----					
Description	Rate	Hours	Earnings	Hours	Earnings	Description	Current	YTD
Appendix D Contract #1	32.500000	75.00	2,437.50	75.00	2,437.50	CIT	412.25	412.25
Vacation Appendix D 4%			97.50		97.50	CPP	123.65	123.65
Benefits Appendix D 4%			97.50		97.50	EI	43.70	43.70
Showing 4% vacation and 4% benefits distinct from regular earnings								
TOTAL:		75.00	2,632.50	75.00	2,632.50	TOTAL:	579.60	579.60

BEFORE-TAX DEDUCTIONS			AFTER-TAX DEDUCTIONS			EMPLOYER PAID BENEFITS		
Description	Current	YTD	Description	Current	YTD	Description	Current	YTD
CAAT Pension Schedule #3	312.21	312.21	Parking Sutherland - General	19.16	19.16	CAAT Pension Schedule #3	312.21	312.21
Support Union Dues	36.20	36.20						
TOTAL:	348.41	348.41	TOTAL:	19.16	19.16	*TAXABLE		

TOTAL GROSS	CIT TAXABLE GROSS	TOTAL TAX INCL CPP & EI	TOTAL DEDUCTIONS	NET PAY
Current: 2,632.50	2,284.09	579.60	367.57	1,685.33
YTD: 2,632.50	2,284.09	579.60	367.57	1,685.33

NET PAY DISTRIBUTION			
Account Type	Account Number	Amount	
			
TOTAL:			1,685.33