




Fleming College
599 Brealey Drive
Peterborough, ON K9J 7B1





Pay Group: SUP-Support Pay Group	Business Unit: FLEMG
Pay Begin Date: 12/10/2017	Advice #: 00000000304976
Pay End Date: 12/23/2017	Advice Date: 12/22/2017

		 :  Location: Sutherland Job Title: Appendix D Pay Rate: \$2,437.50 Biweekly		TAX DATA:	Federal	Quebec	ON
				Net Claim	11,635.00		10,171.00
				Amount:			
				Special Letters:			
				Addl. Percent:			
				Addl. Amount:			

HOURS AND EARNINGS						TAXES		
----- Current -----			----- YTD -----					
Description	Rate	Hours	Earnings	Hours	Earnings	Description	Current	YTD
Appendix D Contract #1	35.100000	75.00	2,632.50	787.50	27,610.15	CIT	429.29	4,425.80
						CPP	123.65	1,293.41
						EI	42.91	450.05
Example of pay slip before the vacation pay change, where regular earnings, vacation pay and benefits are all in one row.								
TOTAL:		75.00	2,632.50	787.50	27,610.15	TOTAL:	595.85	6,169.26

BEFORE-TAX DEDUCTIONS			AFTER-TAX DEDUCTIONS			EMPLOYER PAID BENEFITS		
Description	Current	YTD	Description	Current	YTD	Description	Current	YTD
CAAT Pension Schedule #3	313.04	3,282.32	Parking Sutherland - General	19.16	172.44	CAAT Pension Schedule #3	313.04	3,282.32
Support Union Dues	36.20	379.67				CAAT Pension Schedule #2	0.00	0.00
CAAT Pension Schedule #2	0.00	0.00						
TOTAL:		349.24 3,661.99	TOTAL:		19.16 172.44	*TAXABLE		

TOTAL GROSS	CIT TAXABLE GROSS	TOTAL TAX INCL CPP & EI	TOTAL DEDUCTIONS	NET PAY
Current: 2,632.50	2,283.26	595.85	368.40	1,668.25
YTD: 27,610.15	23,948.16	6,169.26	3,834.43	17,606.46

NET PAY DISTRIBUTION			
	Account Type	Account Number	Amount
			
			
			
			
TOTAL:			1,668.25